



# **STATES OF JERSEY PRISON SERVICE**

## **HM PRISON LA MOYE ANNUAL REPORT 2010**

<b>INTRODUCTION .....</b>	<b>3</b>
<b>MISSION STATEMENT .....</b>	<b>4</b>
<b>PRIMARY AIMS .....</b>	<b>4</b>
<b>1. STATISTICS.....</b>	<b>5</b>
1.1. Breakdown of Prisoner Accommodation (from Dec 2009).....	5
1.2. Total population during 2010 .....	5
1.3. Discipline.....	7
1.4. Home Detention Curfew (HDC).....	7
1.5. Staff in Post.....	7
<b>2. FINANCIAL REPORT FOR 2010 .....</b>	<b>8</b>
<b>3. PRISONER ACTIVITIES .....</b>	<b>8</b>
3.1. Sentence Management .....	8
3.2. The Market Place.....	9
<b>4. LEARNING &amp; SKILLS.....</b>	<b>10</b>
4.1. Staff.....	10
4.2. Facilities .....	10
4.3. Developments in 2010: .....	11
4.4. Learning opportunities .....	11
4.5. Total numbers attending core education courses 2010.....	13
4.6. KPIs for Learning and Skills 2010.....	13
4.7. Examination Results for 2010 .....	13
4.8. Education and Skills Training Staff Development .....	14
4.9. Work related learning .....	14
4.10. Employment .....	14
4.11. Employment availability by wing .....	15
<b>5. STAFF TRAINING AND DEVELOPMENT .....</b>	<b>15</b>
5.1. Staff Appraisal System .....	15
5.2. Staff Training Hours.....	15
<b>6. HEALTHCARE.....</b>	<b>15</b>
6.1. Developments in health care provision/requirements for 2010.....	15
6.2. Healthcare Clinics .....	16
<b>7. PSYCHOLOGY AND SAFER CUSTODY .....</b>	<b>17</b>
7.1. Overview.....	17
7.2. 2010 Statistics:.....	18
7.3. Safer Custody Statistics .....	18
7.4. Self Harm .....	18
<b>8. DRUG &amp; ALCOHOL PRISON SERVICES (DAPS) TEAM .....</b>	<b>19</b>
8.1. Overview.....	19
8.2. Total of One-to-One Interventions in 2010 .....	19
8.3. Total of Prisoners Attending Group Interventions in 2010 .....	19
<b>ANNEX A .....</b>	<b>20</b>
<b>ANNEX B .....</b>	<b>22</b>

## INTRODUCTION

I am pleased to report on the performance of the Jersey Prison Service during 2010. We successfully drove forward a number of new initiatives and developments and did so within our allocated budget.

The size of the prisoner population remained relatively static, with the daily average being slightly down on 2009 at 178 but peaking at 199 (identical to 2009). However, it is interesting to note that there was a significant reduction in the number of admissions from the UK but this was matched by the increase in admissions from Jersey residents.

Staffing levels also remained relatively static and we were almost up to strength for most of the year. We did have a few leavers in the last quarter and ended the year 7 officers down.

It was a very good year in regard to staff personal development and among our achievements were: 7 managers successfully completed the Modern Manager Programme at levels 3 or 5, our Deputy Head of Education and Skills completed the National Professional Qualification for Headship and 5 staff completed the Preparing to Teach in the Lifelong Learning Sector (PTLLS) Certificate taught by Highlands College.

Providing learning opportunities and skills development for prisoners continued to be high on the agenda and the new prisoner accommodation and sports hall coming on stream in December 2009 facilitated further expansion of the Learning and Skills Department in 2010 by allowing expansion into some of the older, vacated buildings. This resulted in better facilities for brickwork training, the art class, the IT class and the library.

The Learning and Skills Department gained accreditation with several examination boards (detailed in the attached report) allowing the Prison to administer and invigilate a wide range of public examinations. 7 staff completed the City and Guilds Assessor course taught by Highlands College.

A further significant development was the introduction of in cell IT hardware that allows prisoners to access education services directly from their cells via an intranet.

We developed an excellent partnership with ACET Jersey to deliver training to staff and prisoners related to blood borne viruses.

In conclusion, I am delighted to report on another very good performance at HMP La Moye and I take this opportunity to thank the staff at prison for their commitment and support during 2010.



**Bill Millar**  
**Governor**

## **MISSION STATEMENT**

- H M Prison La Moye will provide a healthy, safe, secure and stimulating environment for all who live and work here. Prisoners will be encouraged to address their offending behaviour and to become involved in education and work related training, which will enable them to live a law-abiding and purposeful life in custody and after release.
- Supportive relationships with families will be facilitated in order to maintain the positive links that will ensure a successful return to the community. In partnership with other agencies the prison will provide effective ways to reduce crime and its resultant social and economic costs.
- Our aim is to be a model of best practice and an example to other prisons.

## **PRIMARY AIMS**

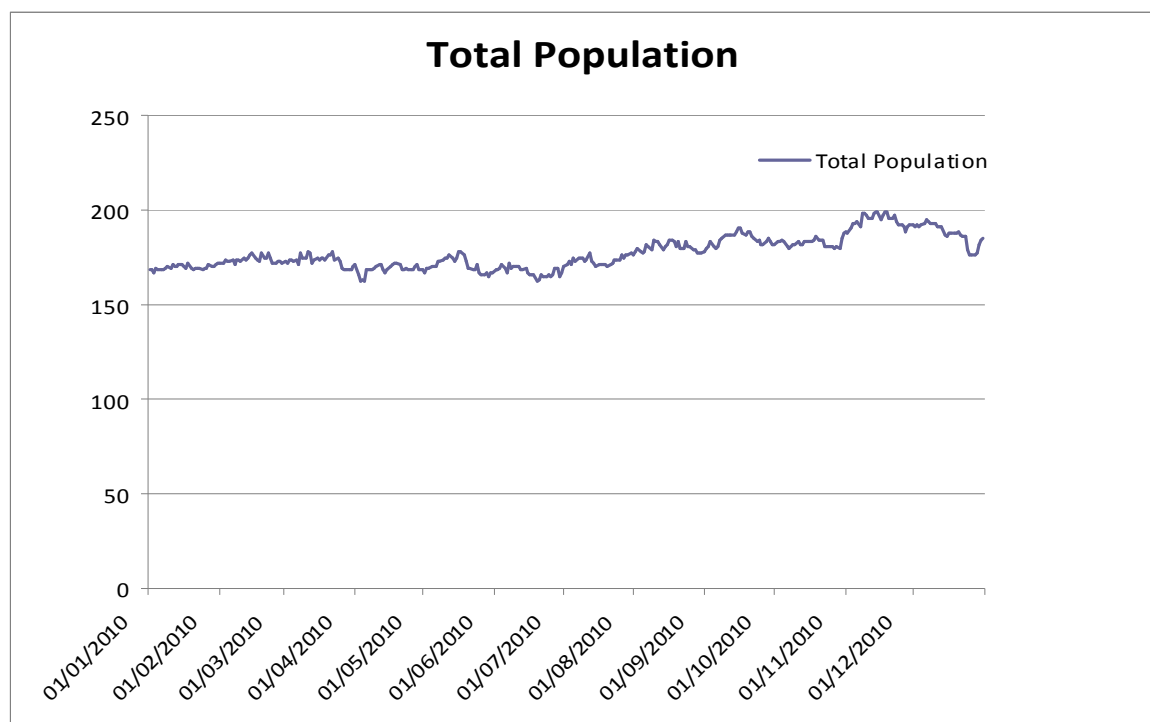
- Protection of the public by keeping in custody those persons committed to us by the Courts in a safe, decent and healthy environment.
- Reduce re-offending by providing constructive regimes, which address offending behaviour and which improve educational and work skills.
- Supporting offenders' positive relationships with their families in order to assist their successful return to the community.

## 1. STATISTICS

### 1.1. Breakdown of Prisoner Accommodation (from Dec 2009)

Wing	No. of Cells	No. of Prisoner Places	No. with access to in cell toilet
<b>H</b> (Females)	31	35	35
<b>K3</b> (Young Offenders)	20	26	26
<b>J Wing</b> (Vulnerable Prisoners)	41	62	62
<b>K 1&amp;2</b> (Adult Male Mainstream)	26	31	31
<b>L Wing</b> (Adult Male Mainstream)	60	87	87
<b>G Wing</b> (out workers)	22	27	Communal facilities
<b>Total</b>	200	268	243

### 1.2 Total population during 2010



## 1.2.1.

<b>Population</b>	<b>2004</b>	<b>2005</b>	<b>2006</b>	<b>2007</b>	<b>2008</b>	<b>2009</b>	<b>2010</b>
Maximum Daily Population	198	181	189	200	193	199	199
Minimum Daily Population	159	158	157	172	171	167	163
Average Daily Population	171	172	174	183	181	184	178

## 1.2.2.

<b>Receptions</b>				
Male Reception	307	Sentenced to imprisonment or youth detention		179
Female Reception	53	Non custodial disposals		86
		In custody but on remand on 31 <sup>st</sup> December		49
Total Receptions	360			
Transferred to UK	19	Total		314

## 1.2.3.

<b>Length of Sentence</b>	
< = 1 Month	17
> = 1 Month < 6 Months	47
> = 6 Months < = 12 Months	25
> = 12 Months < = 24 Months	28
> = 24 Months < 60 Months	33
> = 60 Months < 72 Months	2
> = 72 Months	11
Life	0
Others (e.g. fines)	16
Total	179

## 1.2.4.

<b>Young Offenders</b>	<b>Male</b>	<b>Female</b>	<b>Total</b>
Number of prisoners < 21 Years received into Youth Detention	65	19	84
Number of prisoners < 18 Years received into Youth Detention	36	13	49

## 1.2.5.

<b>Previous Convictions</b>	
Receptions known to have been previously imprisoned	185

## 1.2.6.

<b>Countries of Origin</b>	
Jersey Born	198
United Kingdom	51
Portugal	32

## 1.2.7.

<b>Temporary Releases</b>	
Total Temporary Releases	3131
Work Experience Releases	2622
Number of Prisoners released	69

### 1.3. Discipline

1.3.1. During the year, 377 misconduct reports (several for multiple offences) were submitted for contravening Prison Rules. 106 adult prisoners were involved, (101 male, 5 female) and 19 young offenders, (17 male, 2 female). Of these 7 were referred to the police for investigation.

1.3.2. Of the reports submitted against adult prisoners 53 had more than one report, the highest being one with a total of 26. Of the reports submitted against young offenders, 13 had more than one report, the highest being one with a total of 10.

1.3.3. The longest period in cellular confinement was 14 days and the longest period of loss of any other privilege was 14 days.

1.3.4. A breakdown of the punishments awarded during 2010 is attached at Annex A. The reduction in the number of assaults carried out by prisoners (down from 31 in 2009 to 19 in 2010) is very encouraging and reflects good management of the anti-bullying policy. There was also a significant reduction in the number of prisoners caught in possession of forbidden articles. This was achieved by the introduction of more robust security procedures and also transferring the prisoners working in the community out of the mainstream accommodation areas to a stand alone accommodation wing.

### 1.4. Home Detention Curfew (HDC)

1.4.1. A total of 21 prisoners were granted release on HDC during the year, 15 males, 5 females and 1 young offender. 3 males and 1 female were recalled to prison for breaching licence conditions.

### 1.5. Staff in Post

1.5.1. On 31<sup>st</sup> December 2010, staff in post against approved complement was as follows:-

	Approved	In post
Governor	1	1
Deputy Governor	1	1
Senior Unit Manager	2	2
Unit Manager	5	4
Senior Officers	15	15
Catering Officer (including a manager)	6	6
Prison Officer	77	70
Nurse Officer (including a manager)	6	6
Operational Support Grade	21	21
Engineer Officer (including a manager)	5	5
Civil Servants	23*	22*
Civilian Horticultural Officer	5	4
VT Instructors	6	6
PTIs (including a manager)	4	4

\* rounded up to whole full-time equivalents

## 2. FINANCIAL REPORT FOR 2010

### 2.1.

	BUDGET 2010	ACTUAL SPEND / INCOME 2010	VARIANCE (OVER) / UNDER
<b>Staff</b>	£8,645,780	£8,493,586	£152,194
<b>Non staff</b>			
Premises + Maintenance	£615,000	£712,064	(£97,064)
Supplies + Services	£1,354,300	£1,532,308	(£178,008)
Administrative Costs	£173,300	£170,318	£2,982
Cost of Prisoners in UK	£300,000	£223,117	£76,883
<b>Total Non Staff</b>	£2,442,600	£2,637,807	(£195,207)
<b>Total Expenditure</b>	£11,088,380	£11,131,393	(£43,013)
Less Income			
Prison Industries	(£330,000)	(£364,106)	£34,106
Rent	(£100,000)	(£114,342)	£14,342
<b>Net Expenditure</b>	<b>£10,658,380</b>	<b>£10,652,945</b>	<b>£5,435</b>

2.2. Net revenue expenditure for HM Prison was £10.65 million, of which £8.49 million (79.7%) were staff costs.

2.3. The cost of prisoners' food was £3.78 per prisoner per day.

## 3. PRISONER ACTIVITIES

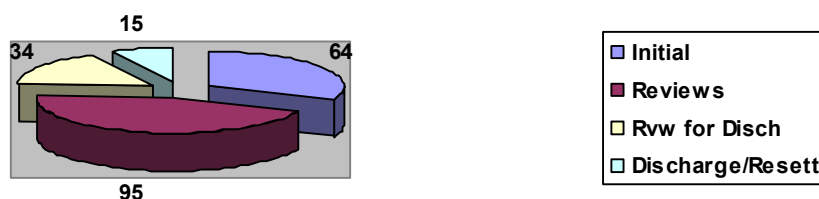
### 3.1. Sentence Management

3.1.1. During 2010 a total of 208 sentence plans were completed for convicted prisoners in La Moye, a breakdown of which is set out below. The discharge/resettlement plans relate to very short term prisoners; where there is insufficient time to conduct more than one plan before discharge.

3.1.2. Throughout the year only four eligible prisoners did not engage with the sentence planning process; one of whom also did not participate in 2009. There were also three prisoners who had participated but decided not to continue.

#### 3.1.3.

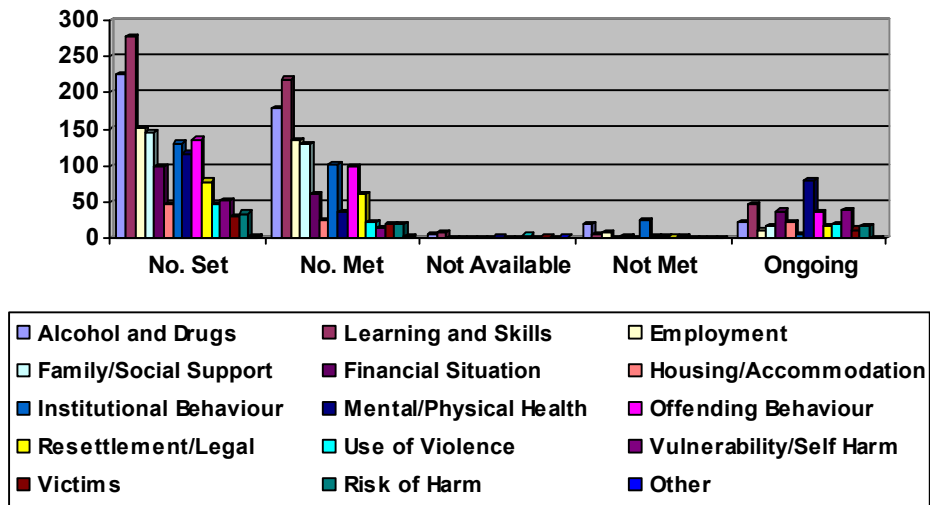
Number and Type of Sentence Plans - 2010





3.1.4.

**Targets - 2010**



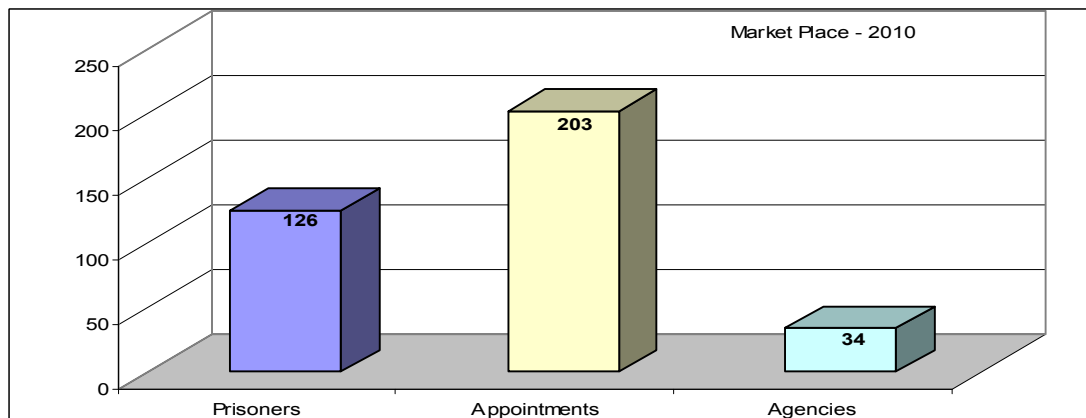
**3.2. The Market Place**

3.2.1. This event is held every two months. The purpose of the Marketplace is to give prisoners access to external “resettlement” agencies as they are nearing the end of their sentence in order to assist them in finding accommodation or employment and/or to give general welfare advice.

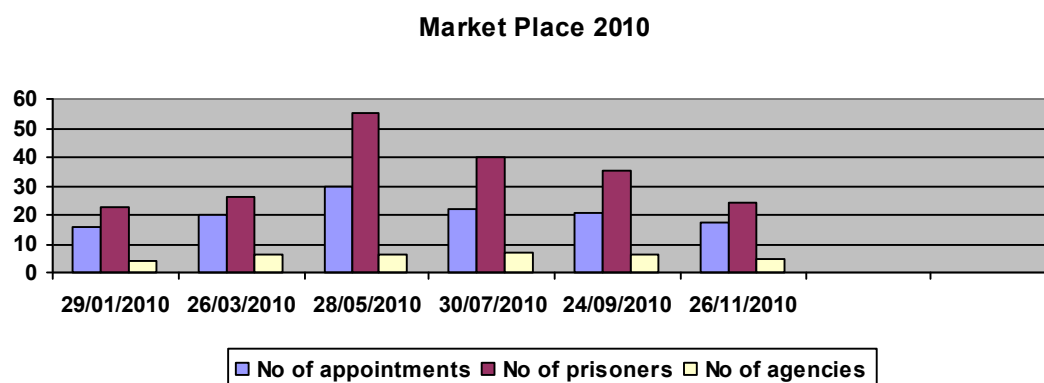
3.2.2. An average of 7 external agencies attended each event, including:

- Workwise & Careers
- Housing Agencies
- Grace Trust
- Roseneath
- The Shelter
- Citizens Advice Bureau
- Community Banking

3.2.3



### 3.2.4



## 4. LEARNING & SKILLS

### 4.1 Staff

At the end of 2010 the Learning and Skills Department consisted of the following sections, managed by the Head of Learning and Skills:

**General Education:** 4 qualified teachers  
1 librarian/information resource assistant  
2 part time teachers, one for basic skills and one for ICT

**Vocational training:** 1 Vocational Training and Workshop Manager  
5 Vocational Instructors covering brickwork, carpentry x 2, painting and decorating and industrial cleaning

**Horticultural Compound:** 1 Horticulture Manager  
3 Horticultural instructors

**Physical Education Department:** 1 PE Manager  
3 PE Officer Instructors

### 4.2. Facilities

4.2.1. The Department works in the following areas within the Prison:

- Carpentry production workshop
- Carpentry training workshop
- Painting and decorating training workshop
- Brick and Blockwork training workshop
- Life skills kitchen
- Recycling workshop
- Carpentry finishing workshop
- VPU recycling Workshop
- Horticulture Compound
- Education Centre (EC) with a general classroom and IT classroom
- Library
- Art room

- Association Rooms on each Wing – for Basic Skills and ESOL Lessons
- Fitness Centre and Sports Hall, including Astroturf area and classroom

#### **4.3. Developments in 2010:**

4.3.1. Further to the opening of new prisoner accommodation in December 2009, the Learning and Skills department was able to expand into some of the previous residential areas for education and skills training purposes. This facilitated improvements to the facilities available for brickwork training, the art class, the IT class and the library.

4.3.2. The Fitness Centre has been open for one year, during which time the range of training equipment has been extended and air conditioning installed into the aerobic training area. The Sports Hall floor had to be re-laid twice during 2010 and was not available for use until December.

4.3.3. Close links have developed between the PE department and Health Care to provide an individualised, structured fitness support programme for those prisoners with particular needs; for example, those with heart conditions, weight problems and those who are recovering from operations or injury. Prisoners placed on such programmes are excluded from main stream activity but receive 3 referral group fitness sessions per week and one general sports session.

4.3.4. Some of the machinery in the carpentry production workshop was upgraded, enabling the workshop to cut materials to size and to extend the product range.

4.3.5. Some investment was also made in the horticultural compound where two large polytunnels and two small polytunnels were repaired and covered.

4.3.6. The prisoner IT Network was extended, with new servers being installed to support the Education Learning Platform, accessed on an intranet using biometric fingerprint readers. Most cells were fitted with the hardware to enable access to the intranet before Jersey moved to digital broadcasting in November 2010.

#### **4.4. Learning opportunities**

4.4.1. The core curriculum is accessible to all prisoners consists of:

- 1 Basic Skills lesson per week
- 1 English as a second or other language (ESOL) lesson per week
- 1 ICT lesson per week
- Additional information and Computer Technology (ICT) lessons linked to training for the European Computer Driving Licence (ECDL)
- 1 Open Learning tutorial per week for those on programmes
- 1 Open Learning Group session (only available for L wing)
- 1 Art lesson per week
- 1 library session per week, plus one other for those engaged in learning programmes
- 1 library extension session for those on open learning programmes
- A programme, offered in rotation, of Level 1/2 vocational training in painting, carpentry and brickwork; each of these courses is of 6 weeks duration and is full-time
- Industrial Cleaning Training for all prisoners employed as cleaners in the Prison

- 4 recreational, staff supported, Fitness Centre sessions per week and 3 recreational, staff supported Sports Hall sessions per week
- A fitness referral programme linked with Health Care – those placed on this are not able to access main stream PE activities but receive 3 fitness and 1 general sports session
- A programme, offered in rotation, of accredited sports courses in a variety of disciplines, some using Community Sports Development Officers, others linked to gaining vocational training qualifications.

4.4.2. The teaching of the basic skills of literacy, numeracy and ICT continued to be the main priority.

4.4.3. Two experts in adult learning from the Institute of Education reported very favourably on the work being done to embed basic skills into all of the courses and programmes in operation.

4.4.3. All new prisoners received an education induction interview within the first week of entering the Prison. These interviews link into the sentence planning process. All prisoners embarking on learning and skills programmes must complete a Target Skills assessment. The outcome of these assessments determines the level of support provided by the department to the individual during the course.

4.4.4. The prison's second art exhibition was held in March at the Harbour Gallery. This has become an annual event, offering a showcase for prisoner artwork. It also exhibits some of the carpentry and horticultural products generated by prisoners working within the Learning and Skills department. The department also displayed work at the West Show.

4.4.5. Several outside agencies were used to deliver courses: ACET provided a comprehensive package of courses on blood borne viruses to all wings and adapted course for the Young Offenders; the Youth Service provided monthly sessions to the Young Offenders; Brook provided monthly sessions on sexual health to the Young Offender and Female wings; the Jersey Careers Service attended drop-in sessions during library lessons, according to need, throughout the year

4.4.6. The opening of the Fitness Centre and Sports Hall has provided the opportunity to bring physical activity at the prison up-to-date in terms of the ethos applied and the equipment used. This has been supplemented by vocational training courses for gym instructing and courses on promoting a healthy lifestyle. Other courses taught by the PE department were: football coaching level 1, cricket coaching level 1, Olympic lifting, kettleball training and circuit training.

4.4.7. The Learning and Skills department have accreditation with several examination boards, allowing the Prison to administer and invigilate a wide range of public examinations. Accreditation is in place for: Scottish Qualifications Authority, Central YMCA Qualifications (CYQ), Open College Network (OCN), the European Computer Driving Licence (ECDL), British Institute of Cleaning Science (BICS), Oxford, Cambridge and RSA Examinations (OCR) and Assessment and Qualifications Alliance (AQA).

4.4.8. The Library facility is accessible twice a week to all Wings on a fixed timetable; there were 3671 visits from prisoners to the library and 5116 books were borrowed.

4.4.9. Prisoners have been supported in a variety of Open Learning Options, ranging from Level 4 Open University Courses to those studying at Level 1. During 2010 80% of the OU funding was received from Education, Sports and Culture grants and 28 prisoners secured Prison Education Trust funding. A further 12 prisoners were engaged on Open University courses.

4.4.10. A range of courses continue to be offered to all prisoners on a rotational basis. Short courses have been provided in Art, Football, Cricket, Financial Management, and Healthy Eating.

4.4.11. The department has continued to support staff training by taking sessions on report writing, returning to study and ICT support, especially for individuals working towards their ECDL qualification.

#### **4.5. Total numbers attending core education courses 2010**

4.5.1.

	ICT	ECDL	ESOL	Basic Skills
Jan-10	0	0	28	26
Feb-10	24	0	28	18
Mar-10	24	1	28	18
Apr-10	27	1	24	21
May-10	16	0	21	34
Jun-10	11	5	25	31
Jul-10	9	5	25	31
Aug-10	28	3	28	26
Sep-10	24	8	0	36
Oct-10	13	14	28	36
Nov-10	14	15	29	43
Dec-10	14	12	29	36

#### **4.6. Key Performance Indicators (KPIs) for Learning and Skills 2010**

4.6.1 The total figure represents the hours of taught vocational lessons and the hours spent in classes for: Basic Skills; ESOL; OCN courses in Art, Healthy Eating, Home Finances, ICT, Spanish; ECDL; Physical Education lessons in CYQ gym Instruction; sports coaching courses in strength and conditioning, football, cricket, volleyball, table-tennis; life skills cooking; Library; Open Learning support for a wide variety of courses including the Open University; outside agency courses from ACET, Brook and the Careers Service.

4.6.2.

	Target	Delivered
Certificates Awarded	440	1112
Development Hours	35000	39326

#### **4.7. Examination Results for 2010**

See annex B

#### **4.8. Education and Skills Training Staff Development**

- 5 staff from the Learning and Skills department completed the Preparing to Teach in the Lifelong Learning Sector (PTLLS) Certificate taught by Highlands College
- 7 staff from the Learning and Skills department completed the City and Guilds Assessor course taught by Highlands College
- The Deputy Head of Learning and Skills completed the National Professional Qualification for Headship (on Island)
- The ESOL teacher completed the Diploma for Teaching in the Lifelong Learning Sector and received QTLS status (Qualified Teacher of Learning and Skills)
- The Library Officer completed Arts Award training (locally)
- Some of the teaching staff had the opportunity to attend courses offered to teachers working for ESC; this has included critical skills training and selected courses dealing with strategies for teaching those with Special Needs.
- A strong link with Highlands College has enabled the vocational training staff at Highlands to provide regular informal support for the Prison instructors. The Quality Assurance Administrator at Highlands provides formalised support for the City and Guilds courses.

#### **4.9. Work related learning**

4.9.1. The opportunities for work related learning was extended with the introduction of National Vocational Qualifications in the kitchen.

#### **4.10. Employment**

4.10.1. The carpentry workshop produced a range of garden furniture products, sold mainly to other States Departments. The workshop also supported a number of community projects in schools.

4.10.2. The output from the horticultural unit was slightly down from that in 2009. This was largely due to the inclement weather at the beginning of the year: rain and storm damage, followed by extreme cold. A combination of weather damage and staff absence at key times meant that the unit did not compete in any of the agricultural shows. The unit continued to occupy up to 22 prisoners.

4.10.3. The arrangement with Transport and Technical Services to run the recycling workshop was extended and a formal service agreement put in place. The main source of employment is the dismantling, sorting and recycling of electrical items and computers.

4.10.4. Additional opportunities for work are provided by the spaces that occur from running full-time vocational training courses - these are active throughout the year, taking some prisoners temporarily out of work, allowing others without work to take their place. Training courses in brickwork, carpentry, and painting run for 6 weeks in length, full time, and are accredited by City and Guilds.

4.10.5. The numbers shown in the table 4.11.1. below show the numbers of prisoner jobs available by wing. Figures have not been entered for Licenced workers and those in the Labour Pool as these undergo regular changes. The average rate of employment for all those wishing to work in 2010 was between 75% and 85%. For convicted prisoners the figure was between 85% and 95%.

#### 4.11. Employment availability by wing

4.11.1 The table below details the work opportunities available to each wing.

Wing	Wing cleaning	Off wing cleaning	Other wing work	Compound work	Recycling workshop	Carpentry workshop	Kitchen
H	3	1	3		8		
J	6	3	13		12		
YOI	4		2				
K1 and K2	4	6	1				
L1 and L2	7	1	6	15-25		10	20
Total	24	11	25	15-22	20	10	20

\* Other Wing based work includes a laundry and servery for each area; in addition J wing has tea pack assembly and pot washing work available to the wing

### 5. STAFF TRAINING AND DEVELOPMENT

#### 5.1 Staff Appraisal System

The States Performance Related Assessment (PRA) policy is now well established and the level of compliance for 2010 was over 95%.

#### 5.2 Staff Training Hours

5.2.1.

2006	2007	2008	2009	2010
523	3098	4048	4914	3977

In addition to the above, 60 hours training was delivered to a new recruit in 2010.

5.2.2. 7 operational managers from the prison commenced the Modern Manager Development Programme, 5 at level 3 and 2 at level 5.

### 6. HEALTHCARE

#### 6.1 Developments in health care provision/requirements for 2010

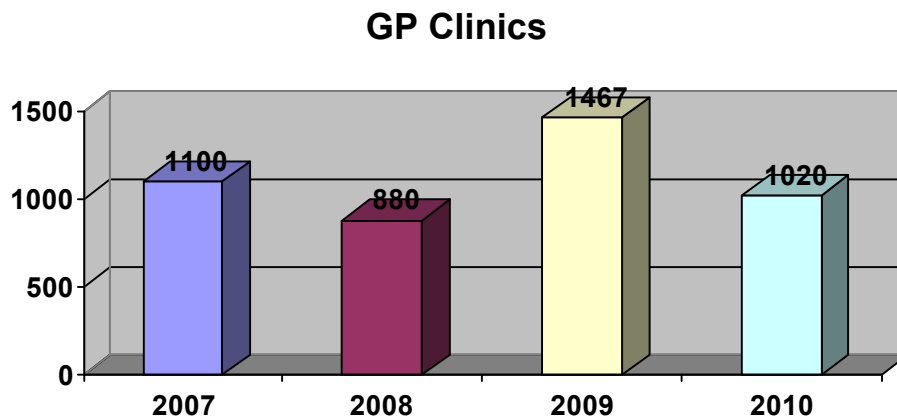
- The visiting GPs have reviewed prescribing practice to ensure that drug distribution is kept as low as possible.
- Hospital referrals are deferred whenever possible until the prisoner's release from prison.
- The figures for alcohol detox were similar to 2009 at 27. However, it is significant to note that the number of drug detoxes doubled from 34 in 2009 to 68 in 2010.
- We continued to promote and develop the nurse led clinics and this reduced the numbers of prisoner GP appointments by approximately one third. These

clinics are primarily health improvement clinics, which include; blood borne viruses, sexually acquired infections, smoke cessation and physical health checks.

- There was a 21% increase in reception health screen interviews.
- There was an increase in the number of prisoners receiving treatment from the physiotherapist. This service was provided on site by H&SS, preventing the need for the vast majority of physiotherapy referrals to be escorted to the General Hospital.
- A special “PE Referral System” was introduced. The P.E manager provided a good service to prisoners who were either recovering from injury or were not fit enough to attend the mainstream gym sessions.

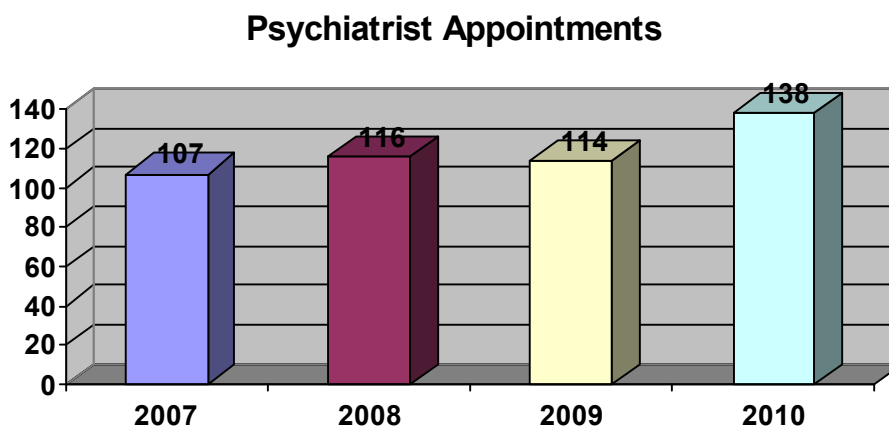
## 6.2 Healthcare Clinics

### 6.2.1. GP Clinics



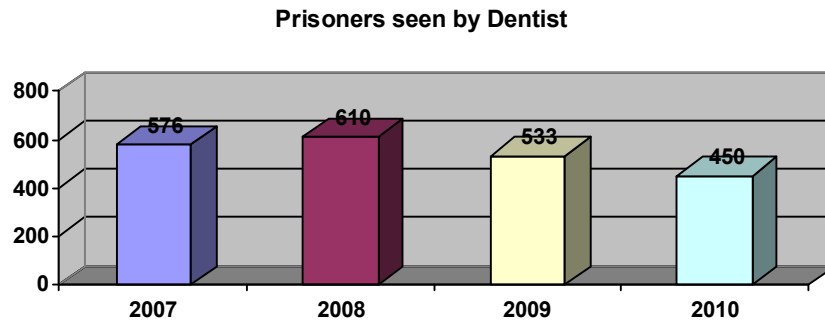
6.2.2. The introduction of more nurse led clinics did result in a reduction in GP consultations in 2010 (as predicted in the 2009 Annual Report).

### 6.2.3. Psychiatrist Appointments



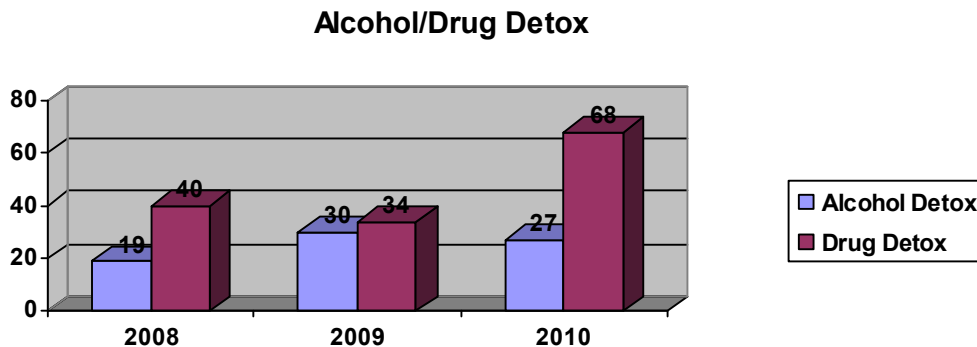


#### 6.2.4. Dentist Appointments



6.2.5. The dentist visits routinely once a week but the demand for this service is such that it is sometimes necessary to book a second session

#### 6.2.6. Alcohol and Drug Detoxification Programmes



6.2.7. The number of alcohol detoxes was similar to 2009 but drug detoxes required in 2010 was double the number required in 2009.

### 7. PSYCHOLOGY AND SAFER CUSTODY

#### 7.1 Overview

7.1.1 The Principal Psychologist's areas of responsibility were extended during the year to include the Healthcare Department and the Drug and Alcohol Team.

7.1.2 The psychology team completed risk assessments on all prisoners referred to the Temporary Release Panel.

7.1.3. During 2010 the Principal Psychologist also became increasingly involved in the Jersey Multi-Agency Public Protection Assessment process, attending approximately half the convened multi-agency meetings.

7.1.4 Two Aggression Control Training group-work programmes, co-facilitated by the seconded Probation Officer were delivered.

7.1.5. One prisoner was transferred to England to complete an accredited sex offender treatment group-work programme. Several others were assessed but were deemed a low risk; their release date was too close to complete a programme or HMPS in the UK was unable to offer places on programmes.

7.1.6 The department contributes to the delivery of staff training and awareness. the Principal Psychologist undertakes counselling and support work with staff referred by Human Resources, senior management or self-referral.

7.1.7 The department, supported by the Safer Custody Officer, was instrumental in reviewing the prison's suicide/deliberate self harm procedures and a new system was approved and launched. The psychologist and assistant attended Skills-based Training on Risk Management (STORM), organised by Mental Health services to inform best practice with regard to managing suicide and deliberate self-harm risk.

7.1.8 The Principal Psychologist delivered training in the HCR-20 Violence Risk Assessment Scheme to staff within the prison and the Probation Service. This instrument is now used routinely in the assessment of violent prisoners.

7.1.9 The Principal Psychologist also arranged staff awareness training on responding to the needs of those the autistic spectrum in association with Autism Jersey.

## 7.2 2010 Statistics

Release on Temporary Licence Risk Assessment Reports	Sentence Plan Contributions	Induction Interviews (March to December)
102	207	130

7.2.1. During 2010, 686 one-to-one interventions were delivered to prisoners.

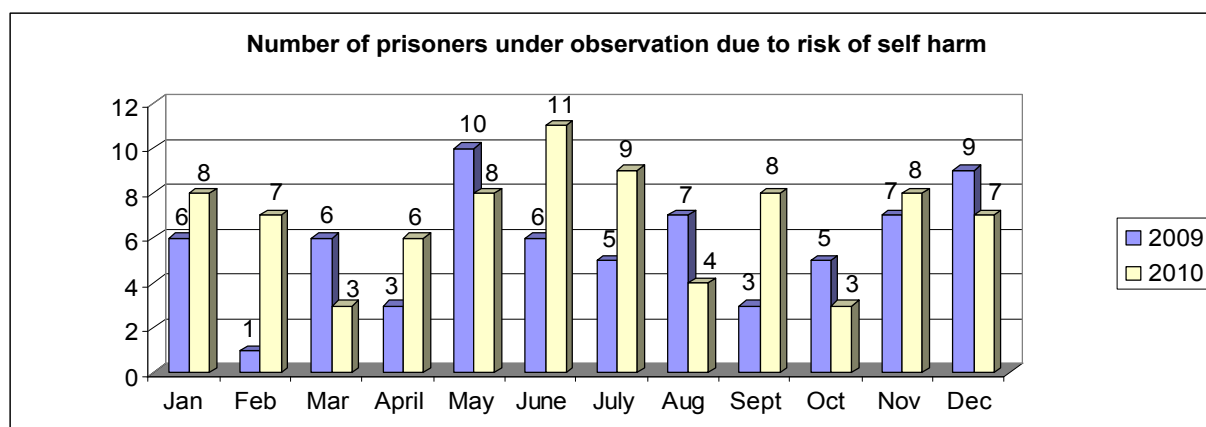
## 7.3 Safer Custody Statistics

7.3.1 183 reports were submitted to the Safer Custody Officer (SCO) during the year. 52 of these were Bullying Information Reports and 59 were Security Information Reports. 48 anti-bullying investigations carried out.

## 7.4 Self Harm

7.4.1. 82 referrals were made to the SCO related to prisoners at risk of self harm.

7.4.2



## 8. DRUG & ALCOHOL PRISON SERVICES (DAPS) TEAM

### 8.1 Overview

8.1.1 The Drug and Alcohol Service Manager left the Prison Service in September 2010 and management of the department became the responsibility of the Principal Psychologist.

8.1.2 The DAPS team assessed all new admissions in 2010 and offered appropriate support and interventions to those prisoners most at need, on reception, during sentence and in preparation for release from custody.

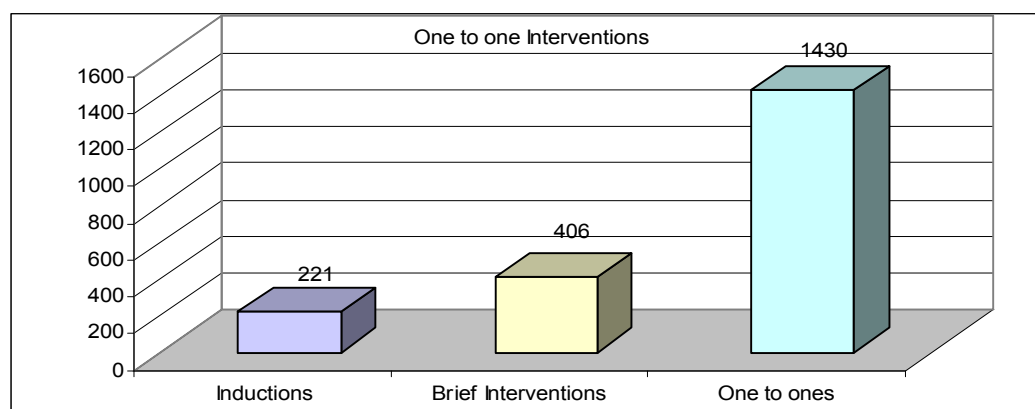
8.1.3 This has been delivered through both group-work and one-to-one interventions.

8.1.4 Both drug and alcohol counsellors were involved in delivery of the 'Prison Me? – No Way!' initiative in schools and excellent feedback was received regarding their input.

8.1.5 Both drug and alcohol counsellors are working towards accreditation with the British Association of Counsellors and Psychotherapists (BACP) and receive appropriate external professional supervision in this respect.

8.1.6 In addition to one-to-one work, 3 courses for specific needs were offered; Drug and Alcohol Awareness, Relapse Prevention and the Alcohol Study Group.

### 8.2 Total of One-to-One Interventions in 2010



### 8.3 Total of Prisoners Attending Group Interventions in 2010

\*The above were delivered to 5 Alcohol Study Groups, 1 Drug and Alcohol Course and 2 Relapse Prevention courses.

8.3.1 From the population at the end of the year (186 Prisoners) 124 prisoners were on the DAPS team caseload. All YOIs had engaged on one to one and group work. Of the 17 Female prisoners, DAPS worked on a one to one basis with 12, the remaining 5 did not have a drug or alcohol problem.

## ANNEX A

OFFENCE AGAINST PRISON RULE 80	Number	Dismissed	Loss of Association	Cellular Confinement	Caution	Loss of privileges	Loss of Earnings	Referral to Police
1 Commits any assault	19	3	4	12		3		
5 Fights with any person	18	4	10	2	2	2		
6 Intentionally endangers the health or safety of others or by the prisoner's conduct, recklessly endangers such health or safety	17	4	6	3	2	2		
7 intentionally obstructs an officer in the execution of the officer's duty or any person, other than a prisoner, who is at the prison for the purpose of working there, in the performance of that person's work	6	1	1	4				1
9 Fails (b) to comply with any condition upon which the prisoner is so temporarily released	4		1	1		4		
10 Has (a) in the prisoner's possession, or concealed about the prisoner's body or in any body orifice, any article or substance which the prisoner is not authorized to have	99	17	43	24	2	4	9	5
(b) in the prisoner's possession, whilst in a particular part of the prison, any article or substance which the prisoner is not authorized to have in that part of the prison	5	2	2	1				
13 Takes improperly any article belonging to another person or to the prison	2	1	1					
15 Destroys or damages any part of the prison or any other property other than the prisoner's own	29	6	6	6	5	1	5	
18 Absents himself or herself from any place where the prisoner is required to be or is present at any place where the prisoner is not authorized to be	7		5		2			

<b>OFFENCE AGAINST PRISON RULE 80</b>	<b>Number</b>	<b>Dismissed</b>	<b>Loss of Association</b>	<b>Cellular Confinement</b>	<b>Caution</b>	<b>Loss of privileges</b>	<b>Loss of Earnings</b>	<b>Referral to Police</b>
<b>19</b> Is disrespectful to any officer or any person, other than a prisoner, who is at the prison for the purpose of working there or who is visiting the prison	5	2	2				1	
<b>20</b> Uses threatening, abusive or insulting words or behaviour	82	2	44	8	6	18	4	
<b>21</b> Intentionally fails to work properly or, being required to work, refuses to do so	9	2	1	1	5			
<b>22</b> Disobeys any lawful order	45	7	7	24	6		1	
<b>23</b> Disobeys or fails to comply with any rule or direction applying to a prisoner	23	5	7	2	7		2	
<b>24</b> (b) receives without the consent of an officer, any other article during the course of a visit (not being a visit by a legal adviser)	1							1
<b>25</b> Consumes, takes, injects, ingests or otherwise administers to himself or herself any substance which is a prohibited article or fails to prevent the administration, in any manner, of such a substance to him or her by another person	2	1		1				
<b>28</b> Commits any indecent or obscene act	2				2			
<b>30</b> Attempts to commit, incites another prisoner to commit, or assists another prisoner to commit or to attempt to commit, any of the foregoing breaches	2	2						

**2010 Examination/Assessment results**

<b>Assessments</b>		Numeracy assessments	
Literacy assessments completed	64	completed	62
Adult Literacy Level 1 Passes	8	Adult Numeracy Level 1 Passes	10
Adult Literacy Level 2 Passes	15	Adult Numeracy Level 2 Passes	14

**Courses Completed Successfully**

Prison Education Trust (PET) Open Learning Courses completed	28
Open University (OU) Courses Funded and completed	12
OCN Level 2 Art (Materials Exploration)	21
OCN Level 2 Art (mixed media)	7
OCN Level 1 Healthy Eating	6
OCN Level 1 Operate a Computer	29
OCN Level 1 Word Processing	23
OCN Level 2 Healthy Eating	12
OCN Personal Money Management	4
OCN Level 2 Financial Management	11
Passport to Safety	16
JCB Cricket	12
JFA 5 a side course	19
CYQ Level 1 Lifestyle Management	7
CYQ Level 2 Nutrition for a Healthy Lifestyle	7
IMF Performance Training: Kettleball	44
IMF Performance Training: Olympic Lifting	27

**City and Guilds Vocational Training Level 1 Courses**

	Unit Passes	Completed all Level 1 Units
Carpentry	133	13
Decorating	108	14
Blockwork	110	13
C&G 2 parts of multicraft	2	
C&G 3 parts of multicraft	11	

**ECDL**

Level 1 passes	74
Level 2 passes (completed all modules)	5

**ESOL**

PET	2
BEC	1
First Certificate in English (FCE)	2
Certificate in Advanced English (CAE)	0
Skills for Life (completed awards)	22

