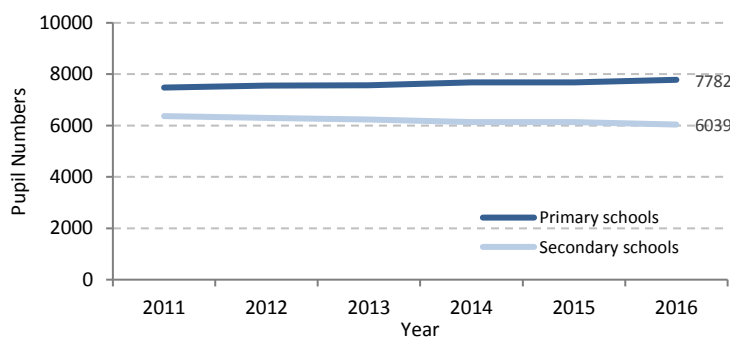


At a glance....

The aim of this report is to summarise the characteristics of schools in Jersey in the latest academic year and present changes in pupil demographics over time. This report presents information on school and pupil numbers, average class sizes and pupil characteristics such as gender, first language, special educational needs (SEN) and Jersey Premium.

In January 2016:

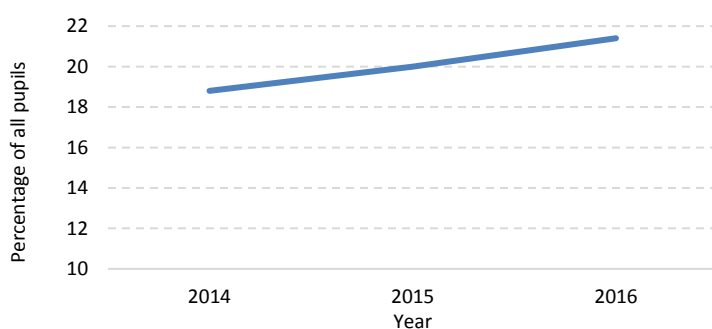
- **The total number of pupils in Jersey schools was 13,821**



Whilst the overall number of pupils in Jersey schools has remained relatively unchanged since 2011, the number of pupils in Jersey primary schools has increased by 4.0 per cent.

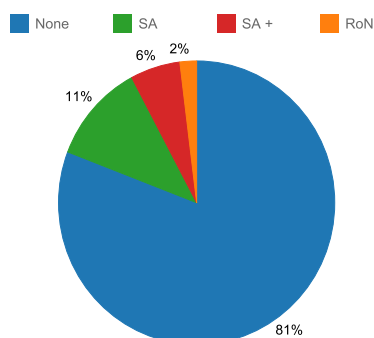
In contrast, the number of secondary school pupils has fallen by 5.2 per cent over the same time period.

- **The percentage of pupils with EAL was 21.4**



The percentage of pupils in States schools with English as an additional language has increased by 2.6 percentage points over the last 3 years (since 2014).

- **The percentage of pupils with SEN was 19.0**



Almost a fifth (19.0%) of pupils in States schools in Jersey are classified as having special educational needs.

This represents 1,897 pupils, of which 179 have a Record of Need.

Introduction

Data used in this report was collected as part of the routine termly school census (Spring 2016).

Overall pupil numbers reflect pupils of all ages in all schools in Jersey (including non-maintained schools) whilst pupil characteristic information reflects pupils of compulsory school age only (States schools). Unless otherwise stated, all figures in this report are accurate as at January 2016.

Types of Schools

States schools are those maintained by the States of Jersey Education Department and include non-fee paying schools, fee-paying schools and special schools.

Non-maintained schools are also known as private, independent or non-States schools and are not administered by the States of Jersey Education Department.

Special schools provide education for pupils whose needs cannot be met within mainstream schools i.e. pupils with severe, profound or multiple learning difficulties, social, emotional and behavioural difficulties (SEBD) or those that need one to one provision or are not engaging with learning in a mainstream school.

Schools in Jersey

In January 2016, there were **31** primary schools, **9** secondary schools and **3** special schools in Jersey providing educational services for pupils of compulsory school age (see Appendix A for a full list of registered schools in Jersey).

The number of schools in Jersey has remained unchanged over the last 10 years excluding the closure of a special school in 2011.

■ Primary Schools

Of the primary schools registered in Jersey, 24 are States schools (22 non-fee paying and 2 fee paying) and 7 are non-maintained. The 2 fee paying States schools in Jersey are academically selective i.e. they admit some or all pupils based on certain academic selection criteria. Specific admission criteria is determined by the non-maintained schools.

As at January 2016, 17 of the 24 States primary schools offered nursery provision (for children aged 3 to 4 years). This increases to 18 States primary schools in September 2016.

During the last academic year (2015/2016), a total of 4 additional classrooms were added to States non-fee paying primary schools in Jersey to accommodate the growing number of pupils requiring places. The average size of States primary schools has grown from 253 to 267 in the last 5 years.

■ Secondary Schools

The secondary schools in Jersey are made up of 7 States schools (5 non-fee paying schools and 2 fee paying schools) and 2 non-maintained schools. Of the 9 secondary schools, 3 are academically selective.

The size of secondary schools in Jersey ranges from 474 pupils to 854 pupils.

Class Sizes

Class size statistics presented in this section reflect compulsory school age pupils in States mainstream schools.

In January 2016, class sizes in States primary schools ranged from 14 to 30 pupils in a class. The average class size was **24.6** across all States primary schools. This compares to an average class size in State-funded primary schools in England of **27.1** in January 2016.

Education Department policy is that primary schools should generally not be allocated more than 26 pupils per class. For capacity or educational reasons the Chief Officer and the Minister of Education may approve the allocation of up to 30 pupils in a class.

In January 2016, over a quarter of primary classes in States schools exceeded 26 pupils per class however no primary school in Jersey had a class with more than 30 pupils.

In States secondary schools, class sizes ranged from 15 to 27 pupils. The average class size in January 2016 was **21.4**. In England the comparable figure for state-funded secondary schools is **20.4**.

Pupils in Jersey

Pupil Numbers

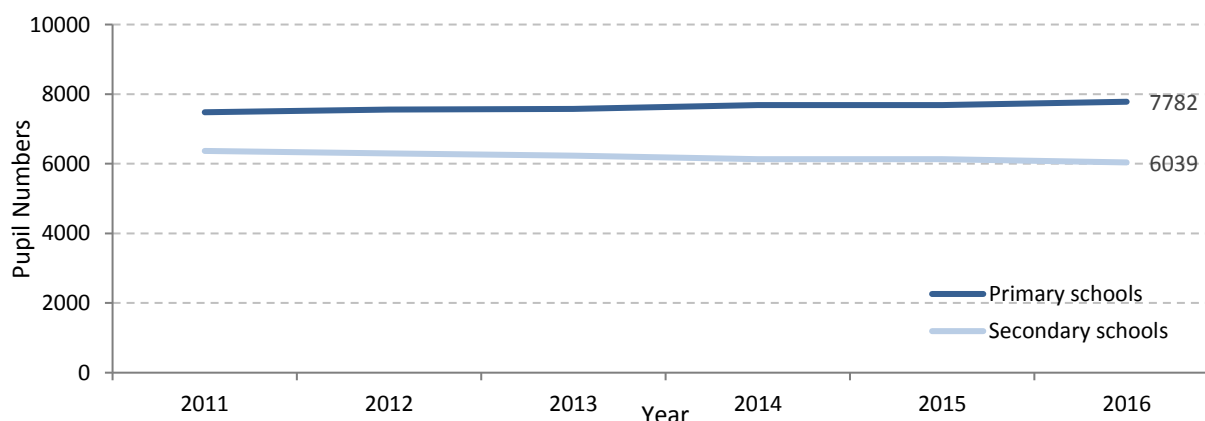
Table 1: Primary, Secondary and all pupils in schools in Jersey; 2011 to 2016

Year	States Primary Schools	States Secondary Schools	All School Types
2016	6,405	4,870	13,821
2015	6,311	4,949	13,822
2014	6,304	4,957	13,817
2013	6,182	4,996	13,809
2012	6,145	5,050	13,855
2011	6,083	5,095	13,849

In January 2016, the total number of pupils enrolled in schools in Jersey was **13,821** (Nursery to Year 13). Since 2011, the overall number of pupils in schools (States and non-maintained) in Jersey has remained broadly unchanged.

Figure 1 shows the number of pupils in primary and secondary schools in Jersey recorded in January (Spring school census) each year from 2011 to 2016.

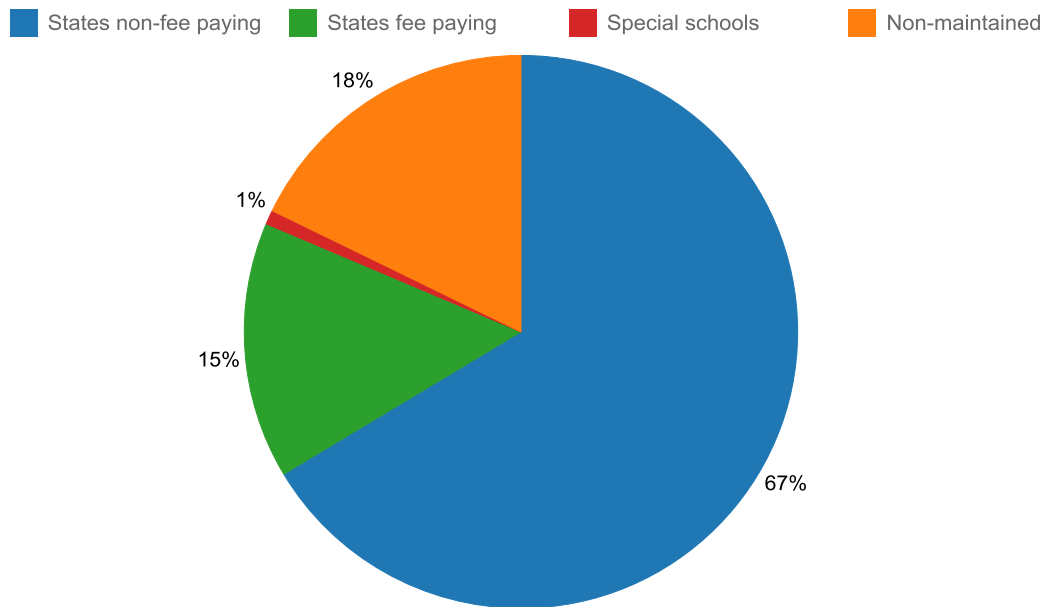
Figure 1: Number of pupils in all schools in Jersey; 2011 to 2016



Over the last 5 years the number of pupils in Jersey primary schools has grown by 4.0 per cent reflecting an increase of 302 pupils since 2011. In the latest year, the number of primary school pupils was 7,782 representing an increase of 0.8 per cent on an annual basis.

In contrast, the number of pupils in secondary schools in Jersey has fallen in each year from 2011 to 2016, resulting in a decrease of 5.2 per cent in pupil headcount in 5 years. In 2016, the number of pupils in Jersey secondary schools (6,039) fell by 1.6 per cent compared to in the previous year, reflecting a fall of 96 pupils.

Figure 2: Pupils in Jersey by type of school attended; January 2016



In January 2016, almost a fifth (17.7%) of pupils in Jersey were enrolled in non-maintained schools.

In 2016, two thirds (66.5%) of all pupils were enrolled in States non-fee paying schools whilst a further one in seven (15.1%) were attending States fee-paying schools. Less than 1 per cent of all pupils in Jersey were educated in special schools.

Figure 3: Pupils in Jersey by type of school attended; January 2016

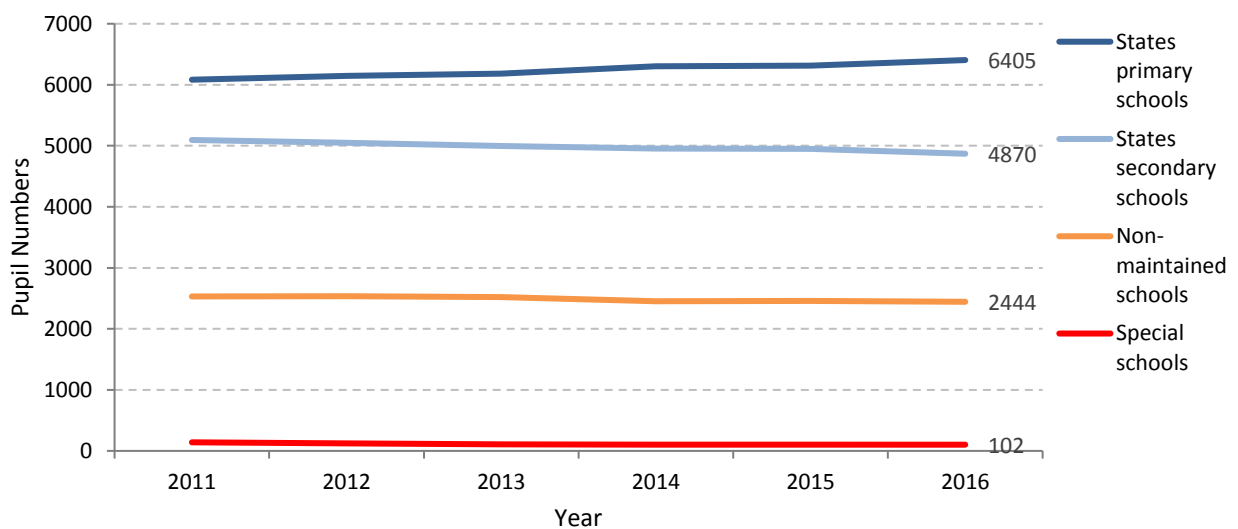
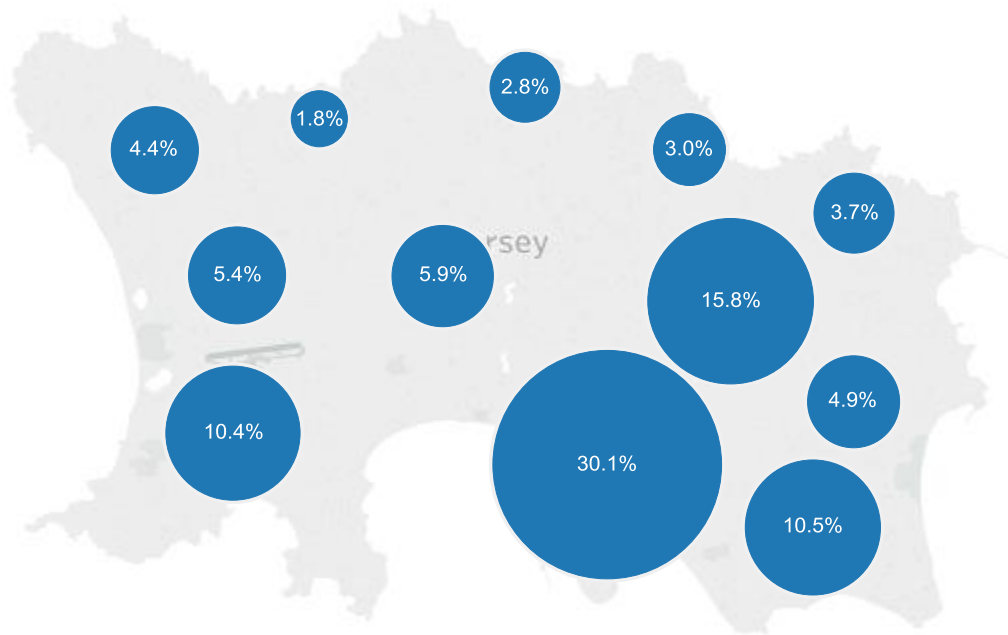


Figure 4 shows the distribution of pupils attending States schools in Jersey by parish of home residence. In January 2016, a third (30.1%) of all pupils attending States schools lived in the Parish of St Helier and a further one in six (15.8%) lived in the parish of St Saviour.

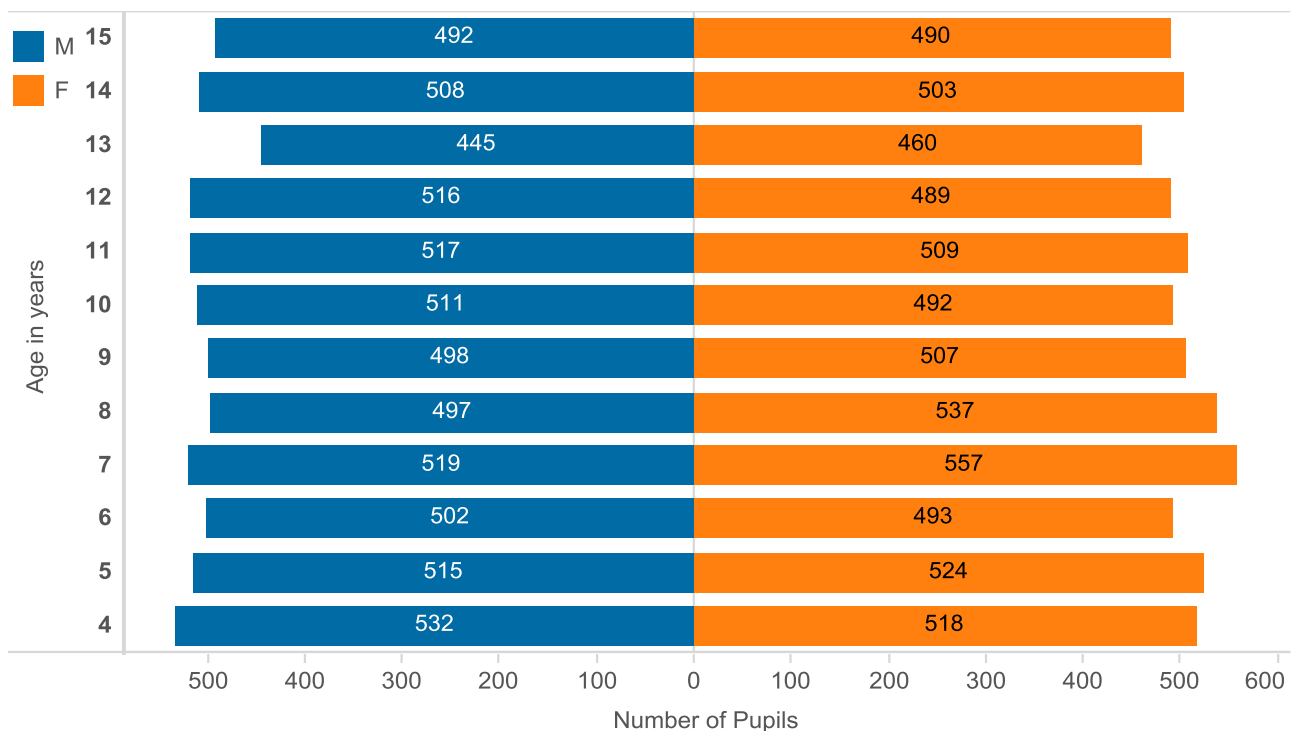
Figure 4: Pupils enrolled in States schools in Jersey by their home parish



■ Age and Gender

In January 2016, the proportion of Jersey pupils of compulsory school age who were girls was 49.9 per cent (6052 pupils) and the proportion who were boys was 50.1 per cent (6079 pupils).

Figure 5: The age and gender of compulsory school age pupils in all schools in Jersey; January 2016



■ First Language

First language is the language that pupils are exposed to at home during early development and are continued to be exposed to in the home or community. First language is not a reflection of the pupils' proficiency to speak English or their nationality. If a pupil is exposed to English and another language at home during childhood then they are deemed to have English as an additional language (EAL) and the language other than English is recorded as their first language.

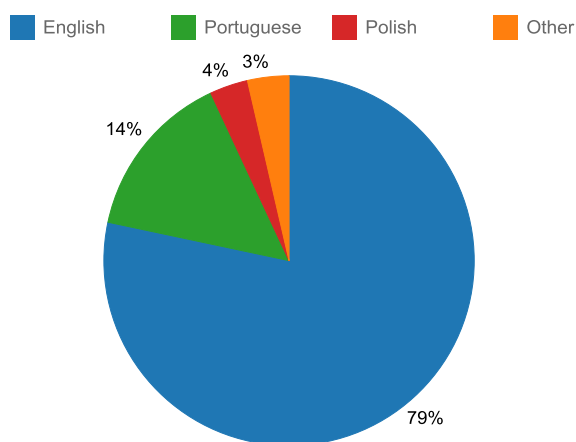
Table 2: Percentage of pupils with English as an additional language in States schools in Jersey; 2014 to 2016

Year	States Primary Schools	States Secondary Schools	All States Schools
2016	24.7	16.5	21.4
2015	23.2	15.4	20.0
2014	22.3	13.8	18.8

The overall percentage of pupils of compulsory school age in States schools in Jersey that have English as an additional language is **21.4**. This has increased by 2.6 Percentage points in 3 years.

It should be noted that the increase in the number of pupils with English as an additional language is not necessarily driven by an increase in direct current immigration. Instead it could be driven by an increase in birth rate i.e. an increase in the number of children born to non-Jersey born women (compared to those born to Jersey-born women). It is also in part likely to reflect more accurate recording of first language information in schools in Jersey in recent years.

Figure 6: First languages of pupils in States schools in Jersey; 2016



The percentage of pupils in States primary schools in Jersey that are exposed to a language that is known or believed to be other than English is **24.7** per cent. In State-funded primary schools in England the comparable figure is 20.1 per cent. The proportion of primary school pupils who are exposed to a non-English language in Jersey is similar to in the English local authorities of Derby (24.6%), Newcastle upon Tyne (25.3%) and Walsall (24.0%).

In States secondary schools in Jersey, the proportion of pupils of compulsory school age that are exposed to a language which is known or believed to be other than English is **16.5** per cent. In State-funded secondary schools in England the comparable figure is 15.7 per cent. The proportion of secondary school pupils who have English as an additional language is similar in Jersey to in Bristol (16.1%), Buckinghamshire (15.7%) and Sheffield (17.3%).

Of the pupils in States schools who have English as an additional language, over two-thirds have Portuguese as a first language (67.7%) and a further sixth (16.5%) have Polish.

■ Looked After Children

Under U.K. law (Children’s Act 1989) a child is deemed to be ‘looked after’ by the local authority if he or she is:

- provided with accommodation for a continuous period for more than 24 hours;
- subject to a care order; or
- subject to a placement order.

A looked after child ceases to be looked after when he or she turns 18 years old. On reaching his or her 18th birthday, the status of the child changes from being looked after to being a young adult eligible for help and assistance from the local authority.

The total number of looked after children (of compulsory school age) enrolled in States schools in Jersey is 54; this corresponds to 30 looked after children in primary schools, 19 in secondary schools and 5 in special schools.

■ Special Educational Needs (SEN)

SEN classifications:

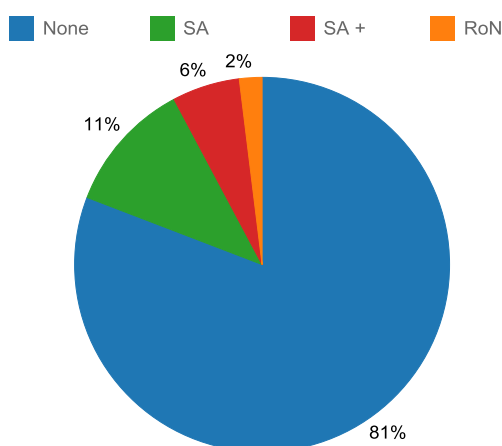
School Action (SA): A pupil requires extra or different help from that which would be provided as part of the school’s usual curriculum.

School Action Plus (SA+): In order to support a pupil the class teacher and/or SEN Coordinator (SENCo) receives advice or support from outside specialists (a specialist teacher, an educational psychologist, a speech or language therapist or other health professionals).

Record of Need (RoN): A pupil is said to have a record of need when a formal assessment of their special educational needs has been made. A document is in place that sets out the child’s needs and the extra help they should receive.

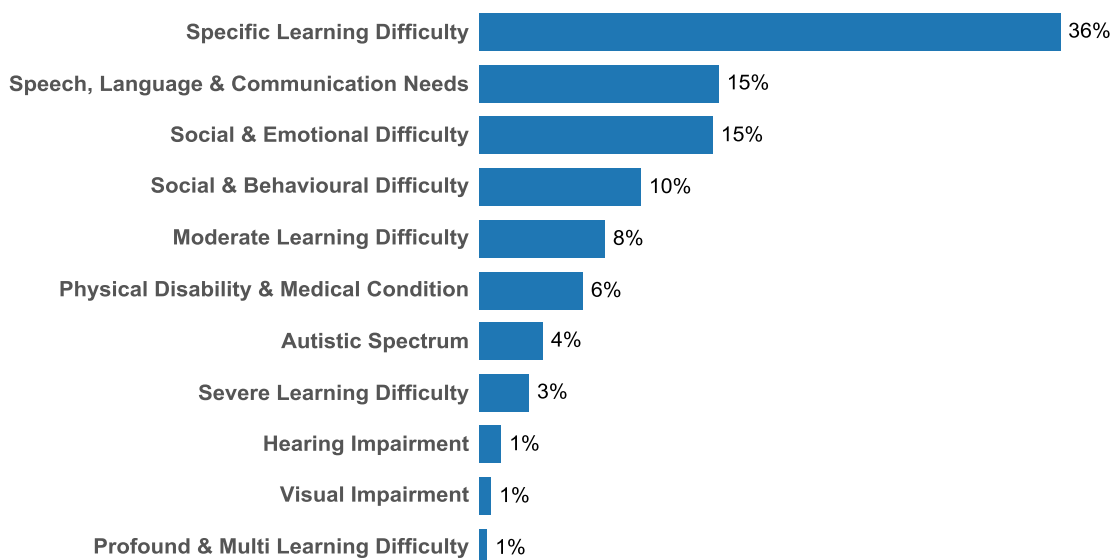
In January 2016, 19.0% of pupils of compulsory school age in States schools in Jersey were classified as having Special Education Needs. This represents 1,897 pupils, of which 179 had a Record of Need.

Figure 7: SEN classifications of pupils in States schools in Jersey; 2016



In Jersey, the most common need across all States schools is a Specific Learning Difficulty. In January 2016, over a third (36.3%) of all pupils with SEN were recorded as having a Specific Learning Difficulty. Around a further one in seven were recorded as having a Speech, Language and Communication need (15.0%) or a Social and Emotional Difficulty (14.6%).

Figure 8: Pupils with SEN by description in States schools in Jersey; 2016



■ Jersey Premium

A new scheme called Jersey Premium was launched as a pilot in 2016 ahead of a 2017 launch. Jersey Premium is designed to help children get the best from their education. Under this scheme, schools in Jersey can receive extra funding for pupils who qualify, which is used to directly support their learning. The money can be used in different ways, depending on what would help the individual pupil most. For example, pupils may receive extra help with English and mathematics, support for reading, extra equipment or the use of clubs before or after school.

Who is eligible?

- Children who live in a household receiving Income Support.
- Children who live in a household that *could* receive Income Support (i.e. it meets the requirements of the Social Security Department) but have not yet lived in Jersey for five years or more (from 2017 onwards).
- Looked After Children (i.e. who are under the care of Social Services).

The overall percentage of pupils of compulsory school age in States schools in Jersey that were known to be eligible to receive Jersey Premium funding in January 2016 was **21.7**, reflecting 2,165 pupils.

States primary schools have an average rate of eligibility of 22.5 per cent compared to 19.7 per cent for secondary schools.

Appendix A

States non-fee paying primary schools	States fee-paying primary schools	Non-maintained primary schools	Special schools
Bel Royal Primary School d'Auvergne School First Tower School Grands Vaux School Grouville School Janvrin School La Moye School Les Landes School Mont Nicolle School Plat Douet School Rouge Bouillon School Samarès School Springfield School St. Clement's School St. John's School St. Lawrence School St. Luke's School St. Martin's School St. Mary's School St. Peter's School St. Saviour's School Trinity School	Jersey College Preparatory Victoria College Preparatory	Beaulieu Convent Primary School De La Salle Primary School FCJ Primary School Helvetia House School St. Christopher's School St. George's Preparatory School St. Michael's Preparatory School*	Alternative Curriculum d'Hautrée House School Mont à l'Abbé School
States non-fee paying secondary schools	States fee-paying secondary schools	Non-maintained secondary schools	
Grainville School Haute Vallée School Hautlieu School Le Rocquier School Les Quennevais School	Jersey College for Girls Victoria College	Beaulieu Convent School De La Salle College	

*St Michael's Preparatory school also offers provision for pupils in years 7 and 8

Technical notes

Definitions

1. **States schools** are schools maintained by the States of Jersey Education Department and include non-fee paying schools, fee paying schools and special schools.
2. **Non-maintained schools** are also known as private, independent or non-States schools and are not administered by the States of Jersey Education Department. Thus they retain the right to select their pupils and are funded in whole or in part by charging their pupils tuition rather than relying on public funding
3. **Special schools** provide education for pupils whose needs cannot be met within mainstream schools i.e. pupils with severe, profound or multiple learning difficulties, social, emotional and behavioural difficulties (SEBD) or those that need one to one provision or are not engaging with learning in a mainstream school.
4. **First Language** is the language a child was initially exposed to during early development and continues to be exposed to in the home or in the community. Exposure to a language at home is not an indication of a pupil's proficiency at speaking English.
5. **Looked after children** are those who:
 - are provided with accommodation for a continuous period for more than 24 hours;
 - are subject to a care order; or
 - are subject to a placement order.

6. Jersey Premium

Under this scheme, schools in Jersey can receive extra funding for pupils that qualify, which is used to directly support their learning.

Who is eligible?

- Children who live in a household receiving Income Support.
- Children who live in a household that *could* receive Income Support (i.e. it meets the requirements of the Social Security Department) but have not yet lived in Jersey for five years or more.
- Looked After Children (i.e. who are under the care of Social Services).

7. Special Educational Needs

In Jersey, pupils with Special Educational Needs are classified as follows;

School Action (SA): A pupil requires extra or different help from that which would be provided as part of the school's usual curriculum.

School Action Plus (SA+): In order to support a pupil the class teacher and/or SEN Coordinator (SENCo) receives advice or support from outside specialists (a specialist teacher, an educational psychologist, a speech or language therapist or other health professionals).

Record of Need (RoN): A pupil is said to have a record of need when a formal assessment of their special educational needs has been made. A document is in place that sets out the child's needs and the extra help they should receive.

Data sources

8. Statistics on pupil numbers and characteristics in Jersey are compiled using the following principal data sources:
 - Spring school census records;
 - Pupil information extracted directly from the schools' Management Information System (CMIS).

The above information is validated by schools on a termly basis.

Rounding

9. Some of the numbers in this report have been rounded to the nearest 10 in accordance with standard format.