

Summary

On 31 March 2018:

- on a **seasonally adjusted**¹ basis, the total number of people registered as actively seeking work (ASW) was²:
 - 110 lower than the end of the previous quarter
 - 310 lower than at the end of the corresponding quarter in 2017 (Q1 2017)
- the **non-seasonally adjusted** ASW total was 910; this total is 40 lower than the end of the previous quarter and 270 lower than a year earlier
- the total number of **long-term ASW** (registered for more than twelve months) was 210; this total is 20 lower than the previous quarter and 60 lower than a year earlier
- there were 280 individuals registered as ASW but engaged in some form of paid employment and classified as **underemployed**; this includes 90 individuals also classified as long-term ASW

Introduction

The Social Security Department compiles data on people registered as actively seeking work (ASW) in Jersey. Statistics Jersey independently analyses this anonymised data and publishes a quarterly report.

It is important to note that unemployed Jersey residents are not required to register as ASW. There are however certain requirements for those in receipt of an income support claim. Changes to the income support criteria, as well as administrative decisions within Social Security, can have an impact on the total numbers registered as ASW (see [Appendix A](#) for more details). On a more historical basis, the introduction of Income Support in 2008 led to the inclusion of a greater number of individuals in the registered figures.

The numbers shown therefore constitute an informative set of indicators demonstrating the level of individuals registered as actively seeking work in the Island at a given point in time.

The internationally comparable unemployment rate is defined by the International Labour Organisation (ILO). This includes both the registered unemployed and those not registered but still seeking work.

The ILO unemployment rate for Jersey is measured by the Annual Social Survey, the Household Spending and Income Survey and the Census. In recent years, the ILO unemployment rate for Jersey has been:

- 4.7% in March 2011, measured by the 2011 Jersey Census, corresponding to 2,570 people being unemployed and looking for work in March 2011
- 5.7% in June 2013, measured by the 2013 Jersey Annual Social Survey, corresponding to 3,200 people being unemployed and looking for work in June 2013
- 4% in the period of April 2014 to May 2015, measured by the 2014/2015 Household Spending and Income Survey, corresponding to 2,500 people being unemployed and looking for work

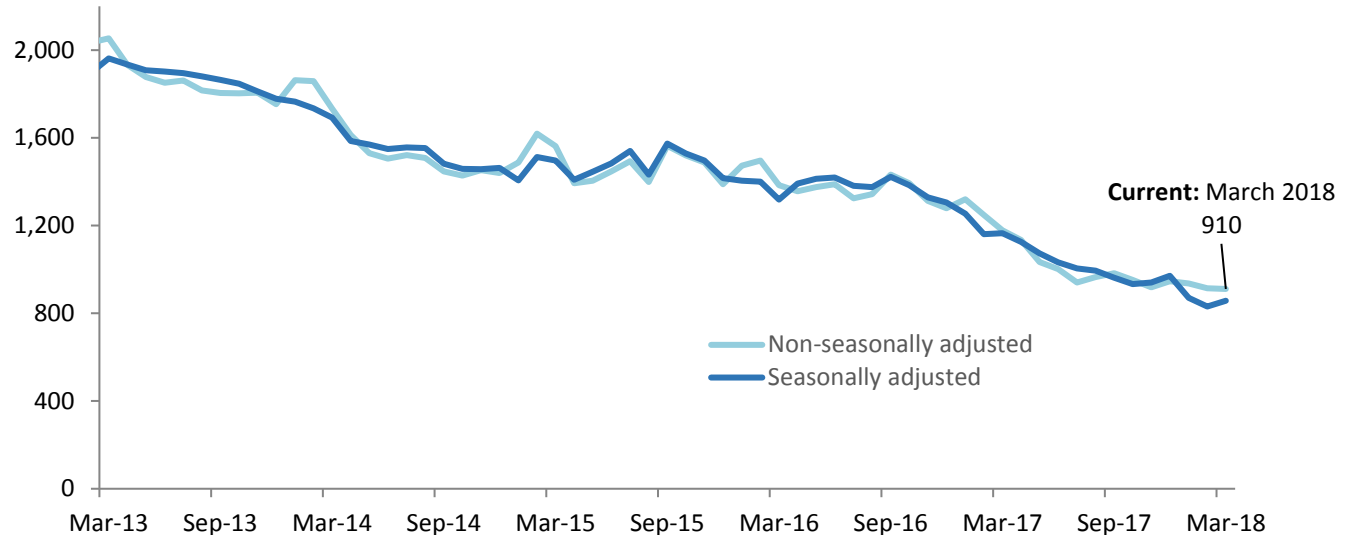
¹ Seasonal adjustment is a statistical technique, which enables examination of the underlying behaviour in a series of data by removing variations associated with the time of year, e.g. Christmas, Easter, academic year. See [Notes](#) for more details.

² ASW numbers presented in this report are rounded independently to the nearest 10.

Registered Actively Seeking Work

On 31 March 2018, there were 910 people registered as actively seeking work (ASW). Figure 1 shows the total number of people registered as ASW at the end of each month since March 2013 (a table of the monthly data is shown in [Appendix B](#)). The total number registered in March 2018 was 40 lower than at the end of the previous quarter (December 2017) and 270 lower than twelve months earlier (March 2017).

Figure 1 - Total number of individuals registered as ASW, March 2013 - March 2018



The seasonally adjusted series of the total registered as ASW, in which seasonal and calendar effects are removed, is also shown on Figure 1. From this perspective, the total number of people registered as ASW in March 2017 was:

- 110 lower than the end of the previous quarter, December 2017
- 310 lower than a year earlier, March 2017

In respect of both the seasonally adjusted and non-seasonally adjusted ASW totals, it should be noted, when making comparisons over time, that changes to the income support criteria, as well as certain administrative changes within Social Security, can result in changes in the total number of people being considered as ASW in a particular month.

On 31 March 2018, 87% of individuals registered as ASW on this date (corresponding to 790 people) were receiving Income Support³. In the last 5 years, there has been a steady increase in the proportion of people registered as ASW who are receiving income support (rising from 71% in March 2013).

Table 1 – Number of registered ASW, receiving and not receiving income support, March 2013 – March 2018

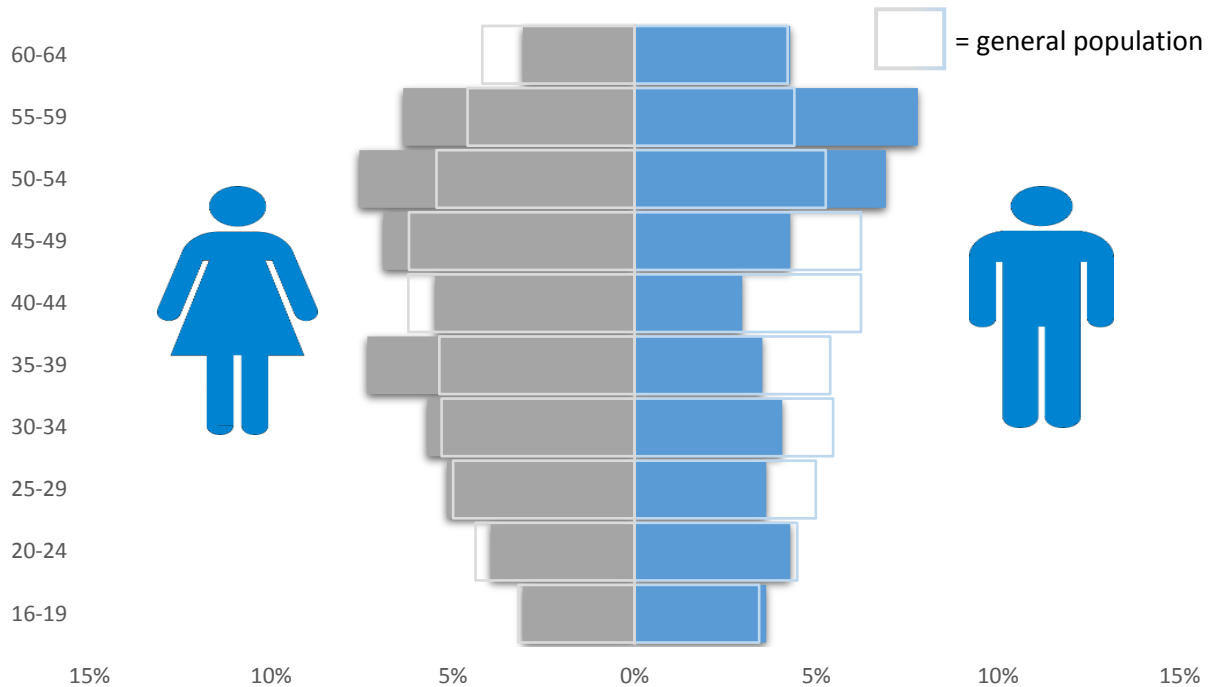
	March 2013	March 2014	March 2015	March 2016	March 2017	March 2018
Individuals receiving income support	1,460	1,270	1,150	1,060	960	790
Individuals not receiving income support	600	460	420	330	220	120
Percentage of ASW receiving income support	71%	73%	73%	76%	82%	87%

³ The total number of adults receiving Income Support and not working will be greater than this figure, which represents the number of people receiving Income Support registered as ASW on 31 March 2018.

Registered ASW by age and gender

On 31 March 2018, more females (500 individuals), than male (410 individuals) were registered as ASW.

Figure 2 – Age and gender distribution of individuals registered as ASW compared with the proportions in the general population⁴, March 2018

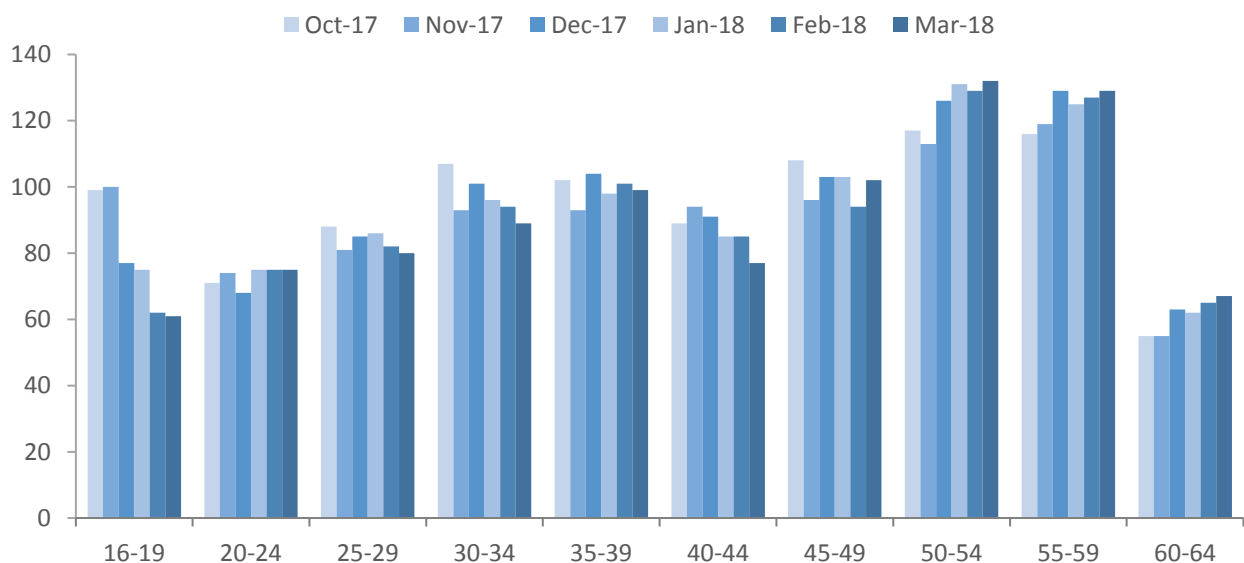


In respect of the breakdown of gender by age group:

- there were more males registered as ASW than females in the youngest (16-24) and oldest (55-64) age groups
- there were more females than males registered in all age groups ranging from ages 25 to 54
- the 35-39 age group had the largest proportional gender difference, where the number of females registered as ASW (70 individuals) was over double the number of males (30 individuals)

Figure 3 shows the numbers registered as ASW by age of individuals in each of the last six months, from October 2017 to March 2018.

Figure 3 – Individuals registered as ASW by age, October 2017 – March 2018



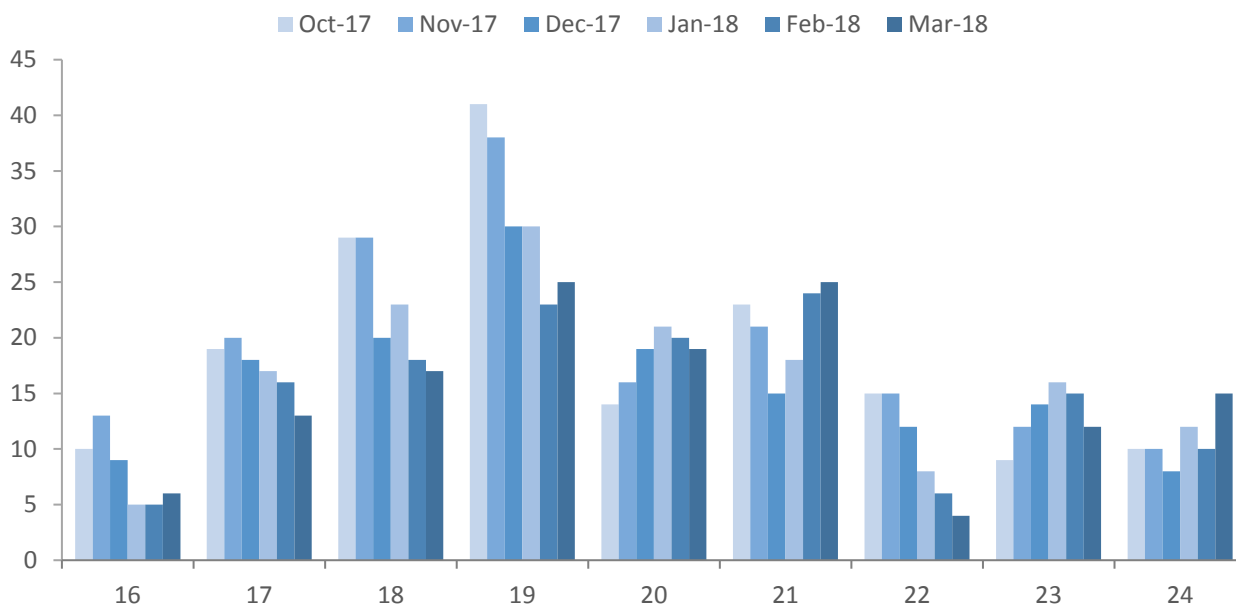
⁴ At the 2011 Jersey census

On 31 March 2018, 15% of people registered as ASW were under 25 years of age (140 individuals); 7% of the total were teenagers, aged 16-19 years (60 individuals).

In the latest quarter, the youngest age group (16-19) recorded a decrease of around 20 individuals registered as ASW compared to the previous quarter. All other age groups recorded either no change or small changes of around 10 individuals.

Figure 4 shows the age distribution for people below 25 years of age who were registered as ASW in the latest six months, from October 2017 to March 2018. Of those people registered as ASW at the end of March 2018, 60 were on the Advance to Work scheme.

Figure 4 – Individuals under the age of 25 registered as ASW, October 2017 – March 2018

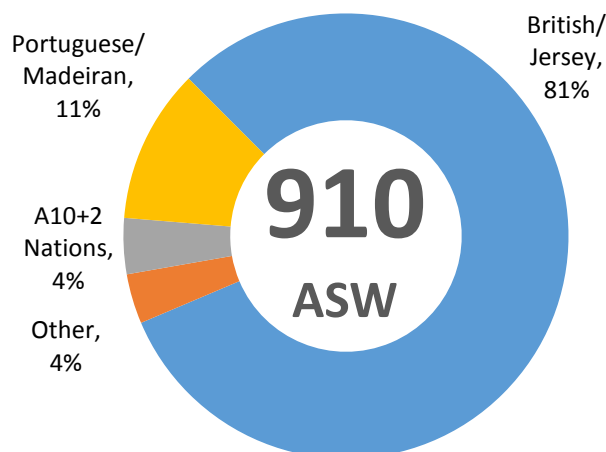


Registered ASW by nationality

On 31 March 2018:

- 81% of people registered as ASW were of British / Jersey nationality⁵; a decrease of 30 individuals compared with the end of the previous quarter
- there were 100 individuals of Portuguese / Madeiran nationality registered as ASW (11% of total), essentially unchanged when compared with the previous quarter
- there were 40 individuals from the EU Accession (A10+A2)⁶ nations registered as ASW, essentially unchanged when compared with the previous quarter

Figure 5 – Individuals registered as ASW by nationality, March 2018



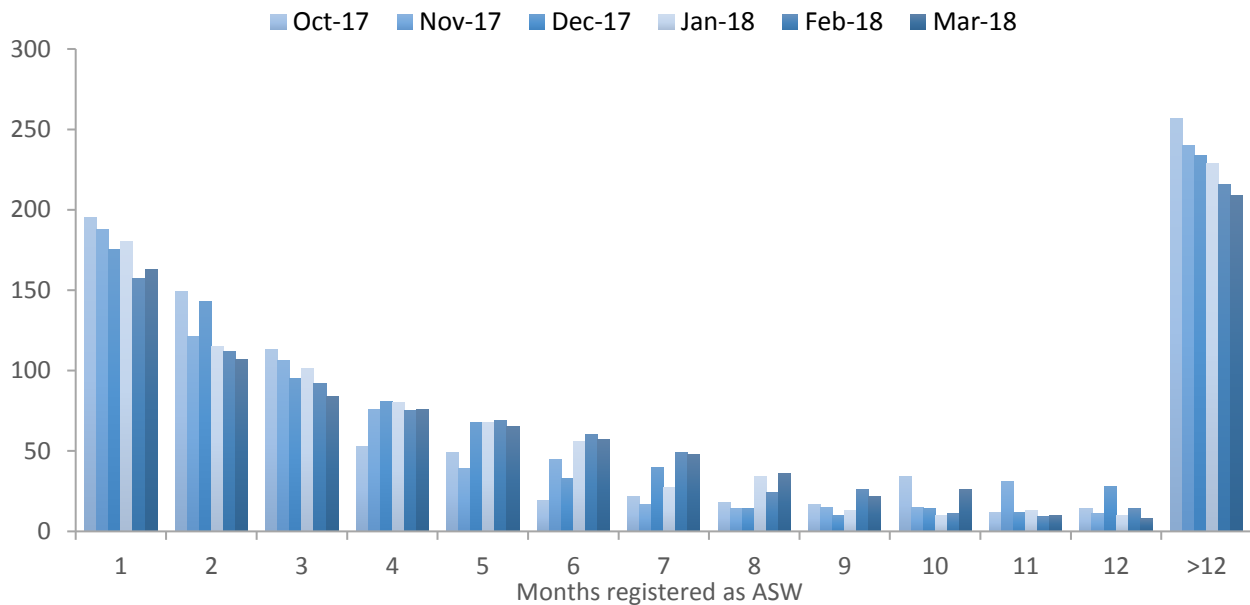
⁵ Nationality recorded by the Social Security Department, for the purpose of registering as ASW, is self-reported.

⁶ The twelve countries which joined (“gained accession to”) the European Union in May 2004 (Cyprus, the Czech Republic, Estonia, Hungary, Latvia, Lithuania, Malta, Poland, Slovakia and Slovenia) and February 2007 (Bulgaria and Romania).

Registered ASW duration

Of all people registered as ASW on 31 March 2018, 39% had been registered for three months or less - see Figure 6.

Figure 6 – Registered ASW by length of period registered (months), October 2017 – March 2018

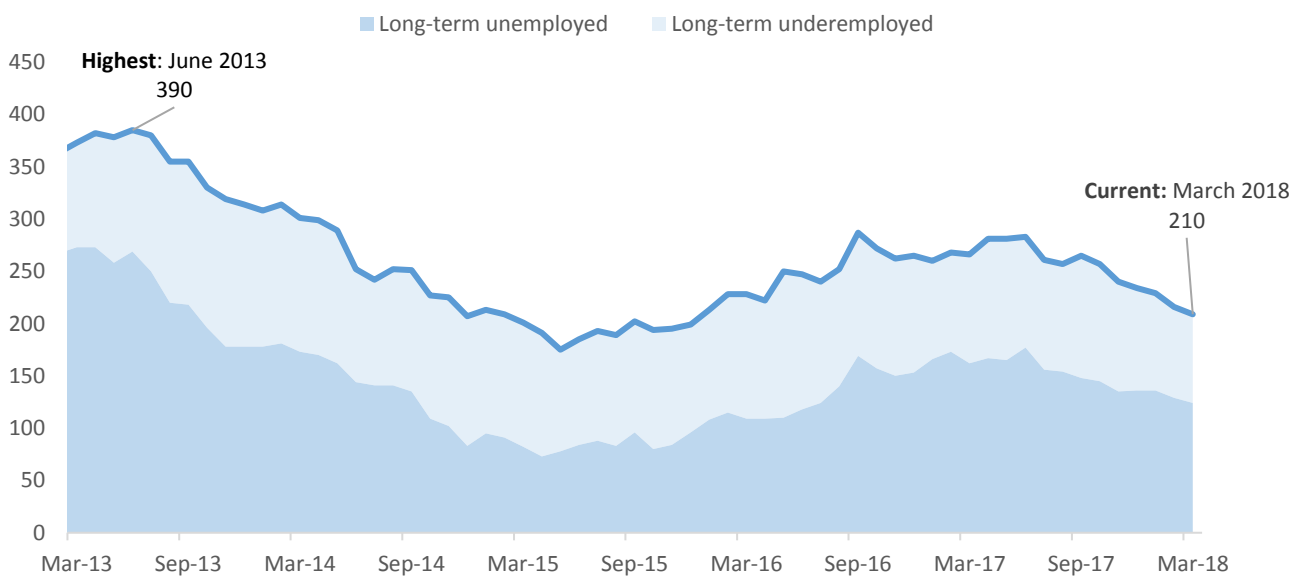


The number of new registrations in the first quarter of 2018 (500 people) was 60 lower than that recorded in the previous quarter and 150 lower than a year earlier (Q1 2017).

Long-term Registered ASW

On 31 March 2018, there were 210 people registered as ASW for more than twelve months, accounting for 23% of total ASW. The latest number of long-term ASW was 20 lower than the end of the previous quarter (December 2017) and 60 lower than a year earlier (March 2017).

Figure 7 – Long-term ASW underemployed and long-term ASW unemployed, March 2013 – March 2018

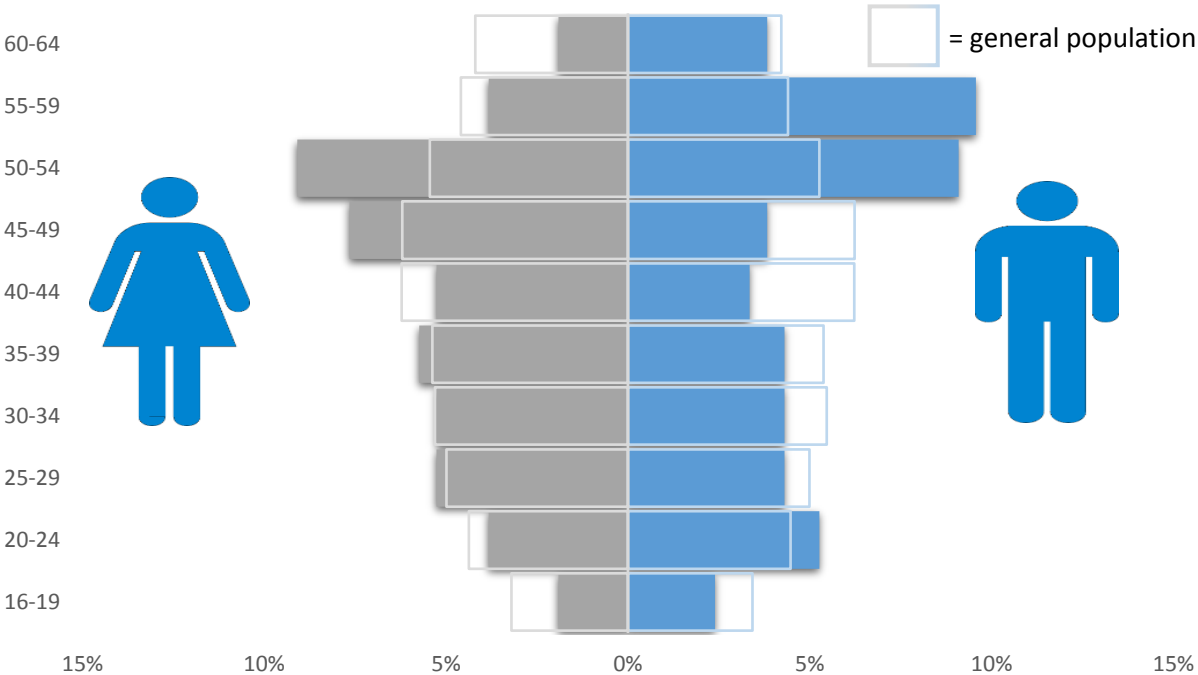


Of the 210 individuals registered as ASW for more than twelve months, 90 were engaged in some form of paid employment but classified as underemployed⁷. 56% of those registered as long-term ASW but engaged in some form of paid employment were female.

⁷ See [ASW registered underemployment](#) – page 7 of this report

Figure 8 shows the age and gender distribution of the long-term ASW in March 2018.

Figure 8 – Age and gender distribution of individuals registered as long-term ASW compared with the proportions in the general population⁸, March 2018



Industry

Individuals working in some industries of the economy, notably in the Finance sector, often seek employment through private agencies and do not register with the Social Security Department. Such industries will therefore tend to be under-represented in the ASW numbers.

The last industry of employment was recorded for around nine out of ten people registered as ASW. On 31 March 2018:

- 20% were previously employed in ‘Miscellaneous professional & domestic services’
- 19% were previously employed in ‘Retail and Wholesale, Motor repairs and sales’
- 15% were previously employed in ‘Banking, Miscellaneous Insurance, Finance and Business’

⁸ As recorded by the 2011 Jersey Census.

Registered ASW underemployment

Individuals who are working fewer hours than they would like or who would like to change their current working situation are classified as underemployed. The International Labour Organisation (ILO) provides two definitions of underemployment⁹:

- *time-related underemployed*, which is due to insufficient hours of work
- *inadequate employment situations*, which are due to other limitations in the labour market, which limit the capacities and well-being of workers

In Jersey, individuals who are in receipt of Income Support are required to work at least 35 hours per week, unless exempt from full-time work. Those who do not meet this requirement must register as Actively Seeking Work. The total ASW figure therefore includes individuals who are working less than the 35 hours per week required under the terms of Income Support.

The number of ASW underemployed also includes:

- individuals who are on the Foundations programme and engaged in paid work of 32 hours per week (there were 30 such individuals in March 2018)
- certain self-employed individuals who are receiving income support and are still required to pursue additional employment (there were 30 such individuals in March 2018)

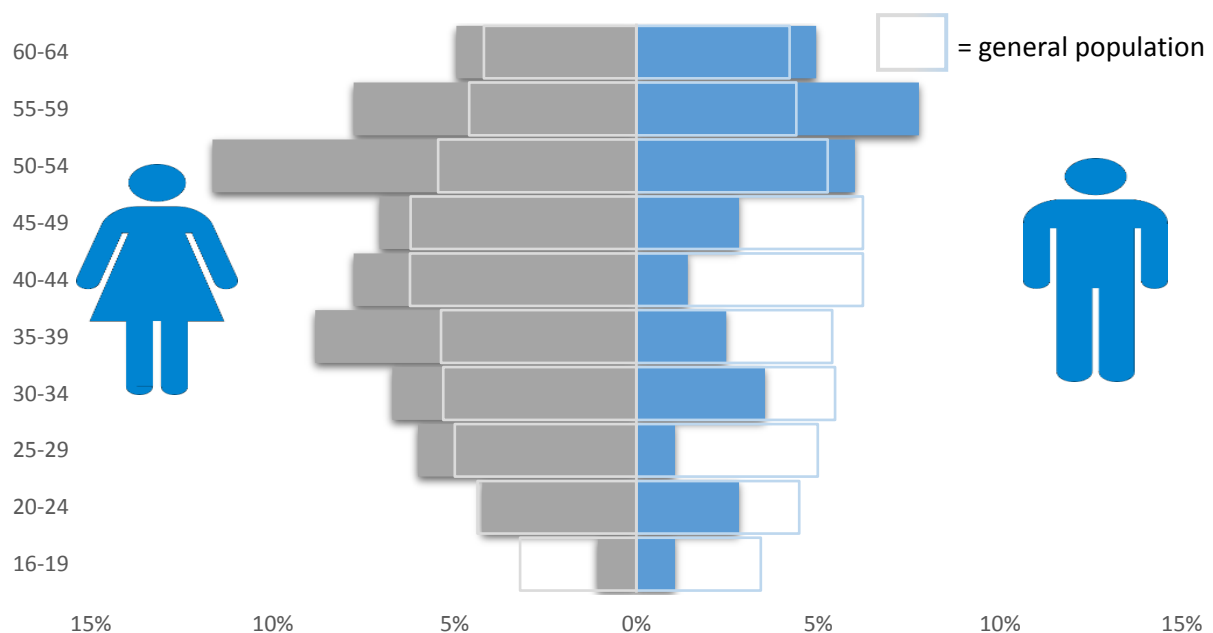
In March 2018, 31% of all people registered as ASW were underemployed; Table 2 shows the numbers of such individuals in each of the last twelve months.

Table 2 – Number of ASW registered underemployed, March 2017 – March 2018

	Mar 17	Apr 17	May 17	Jun 17	Jul 17	Aug 17	Sep 17	Oct 17	Nov 17	Dec 17	Jan 18	Feb 18	Mar 18
Individuals	320	330	300	280	280	290	310	290	280	310	290	290	280
Percentage of total ASW	27%	29%	29%	28%	30%	30%	32%	31%	30%	33%	31%	32%	31%

Figure 9 shows the age and gender distribution of people registered as ASW underemployed; in March 2018 over three-fifths (62%) were aged 40 years or over and two-thirds (66%) were female.

Figure 9 - Age and gender distribution of individuals registered ASW underemployed compared with the proportions in the general population¹⁰, March 2018



⁹ International Labour Organisation: *Resolution concerning the measurement of underemployment and inadequate employment situations*.

Notes

Context

The number of people registered as ASW includes people who are on the Advance to Work, Advance Plus and Work Right schemes. The ASW total will also include individuals who are working fewer than the 35 hours per week required under the terms of Income Support; such individuals will simultaneously be working and registered as actively seeking work.

When placing the figures contained in this report in a longer-term historical context it should be recognised that there have been significant changes in the criteria relating to registered ASW in Jersey in recent years. In particular, the introduction of Income Support in 2008 led to greater numbers of individuals who were actively seeking work being included in the registered figures.

People who are registered as actively seeking work receive the support of one of the government employment schemes, which come under the administration of Back to Work:

- Advance to Work – for jobseekers aged 16 - 24 years
- Advance Plus – for jobseekers aged 20 - 65 years with an industry-specific interest
- Work Right – for jobseekers with barriers to employment or who have been registered as ASW for 52 weeks or longer
- Work Zone – for registered jobseekers who are closer to employment
- Ready for Work – for newly registered jobseekers or jobseekers without a dedicated advisor

In addition to the above, some individuals registered as ASW will be assisted by the Jersey Employment Trust (JET), a registered charity whose role is to assist people with a disability to prepare, find and maintain employment. On 31 March 2018 there were 90 such individuals being assisted by JET.

As well as the development and expansion of the above schemes, Back to Work is responsible for:

- the Employment Incentive
- a dedicated Back To Work Recruitment Team
- industry and employer specific initiatives

The aim of Back to Work is to increase access to job opportunities for locally qualified people who are registered as actively seeking work by supporting jobseekers and building a partnership with employers to provide sustainable job opportunities.

Seasonal Adjustment

The Jersey employment market exhibits a number of seasonal effects that can affect the total number of people registered as actively seeking work. In order to enable meaningful month-on-month comparison, the actively seeking work totals are seasonally adjusted using the Eurostat Demetra software package.

Seasonal adjustment is based on ongoing estimation of seasonal trends and as such is subject to revision. In order to ensure a reasonably stable series of data for the user, the seasonal model is revised once a year, in January, at which point the entire historic series will potentially be revised. These revisions are welcome as they derive from an expanded set of data and lead to better estimates of the seasonal pattern. Throughout the calendar year the most recent model will be utilised and therefore the monthly figures will not be subject to revision.

All other figures presented in this report, are based on the non-seasonally adjusted measures, unless otherwise stated.

Appendix A

Changes in ASW Recording / Income Support Criteria

Whilst there is no legal requirement for unemployed residents of Jersey to register as actively seeking work with the Social Security Department, there are certain requirements to register for those in receipt of income support payments. Changes to these requirements as well as certain administrative changes within Social Security can result in changes in the total number of people being considered as ASW. The most recent such changes are as follows:

Date of Change	Description	Approximate Impact
October 2017 to December 2017	The threshold for the cumulative Long Term Incapacity Allowance (LTIA) percentage rate was increased from 45% to 50%. Any individuals below this threshold, in receipt of an Income Support claim, are required to register as ASW.	+ 25 registered ASW
May 2016 to September 2016	The threshold for the cumulative Long Term Incapacity Allowance (LTIA) percentage rate was increased from 40% to 45%. Any individuals below this threshold, in receipt of an Income Support claim, are required to register as ASW.	+ 90 registered ASW
September 2015	<p>Change in the Income Support criterion relating to parents with young children of school or nursery age. Prior to 1 September 2015 parents on income support, who were responsible for a child, had no job seeking requirements until the child turned 5 years of age, and therefore were not required to be registered as Actively Seeking Work.</p> <p>From 1 September 2015 parents where the youngest child on their income support claim is turning 5 years of age in the current academic year are now classified as jobseekers and are required to seek 25 hours of work per week – this resulted in approximately 80 additional individuals registered as ASW.</p> <p>In addition, parents where the youngest child on their income support claim is turning 4 years of age in the current academic year are also now classified as jobseekers and are required to seek 15 hours of work per week – this resulted in approximately 140 additional individuals registered as ASW.</p>	<p>+ 220 registered ASW</p> <p>In addition, it is anticipated that this change of criteria will result in an additional seasonal impact on the reported ASW numbers at the beginning of each subsequent school year.</p>
May 2015	Change of classification for certain self-employed individuals who are seeking further employment. This administrative change involved the reclassification of 70 such individuals who are now recorded as ASW.	+ 70 registered ASW
February 2015	The threshold for the cumulative Long Term Incapacity Allowance (LTIA) percentage rate was increased from 35% to 40%. As any individuals below this threshold, in receipt of an Income Support claim, are required to register as ASW, the raising of the LTIA threshold resulted in an additional 90 individuals being registered as ASW at the end of February 2015 compared with the previous month.	+ 90 registered ASW
April 2014	April 2014 – Prior to this point, the end-of-month ASW figures published by the Statistics Unit were based on data compiled by the Social Security Department on (or around) the 15th of the following month. From the April 2014 report onwards the end-of-month figures published are based on data compiled on (or around) the 1st of the following month. Moving the data compilation date forward by two weeks introduced a small upward systematic shift (of approximately 20 individuals) in the number of people classified as ASW at each end-of-month.	+ 20 registered ASW

Appendix B

Number of individuals registered as ASW, January 2013 – March 2018¹¹

		Male	Female	Total	Seasonally adjusted total ^R			Male	Female	Total	Seasonally adjusted total ^R
2013	Jan	1,210	810	2,020	1,910	2016	Jan	730	740	1,470	1,410
	Feb	1,210	820	2,030	1,890		Feb	750	750	1,500	1,400
	Mar	1,230	820	2,050	1,960		Mar	690	700	1,380	1,320
	Apr	1,140	800	1,930	1,930		Apr	630	720	1,360	1,390
	May	1,080	800	1,880	1,910		May	620	750	1,380	1,410
	Jun	1,040	810	1,850	1,900		Jun	660	730	1,390	1,420
	Jul	1,030	840	1,860	1,900		^(c) Jul	630	690	1,330	1,380
	Aug	990	820	1,820	1,880		Aug	630	710	1,340	1,380
	Sept	1,000	800	1,810	1,860		Sep	670	760	1,430	1,420
	Oct	1,040	770	1,800	1,850		Oct	660	730	1,390	1,380
	Nov	1,060	750	1,810	1,810		Nov	640	670	1,310	1,330
	Dec	1,030	720	1,750	1,780		Dec	630	650	1,280	1,310
2014	Jan	1,090	770	1,860	1,770	2017	Jan	640	680	1,320	1,250
	Feb	1,080	780	1,860	1,730		Feb	600	650	1,250	1,160
	Mar	980	760	1,730	1,690		Mar	570	610	1,180	1,170
	^(c) Apr	900	720	1,610	1,590		Apr	540	590	1,140	1,130
	May	840	700	1,530	1,570		May	500	540	1,030	1,070
	Jun	790	710	1,510	1,550		Jun	490	510	1,000	1,030
	Jul	780	740	1,520	1,560		Jul	450	490	940	1,000
	Aug	780	720	1,510	1,550		Aug	440	530	970	990
	Sep	750	700	1,450	1,480		Sep	420	560	980	960
	Oct	760	670	1,430	1,460		Oct	430	520	950	930
	Nov	780	680	1,450	1,460		^(c) Nov	440	480	920	940
	Dec	760	680	1,440	1,460		Dec	440	510	950	970
2015	Jan	790	700	1,490	1,410	2018	Jan	440	490	940	870
	^(c) Feb	870	760	1,620	1,510		Feb	430	490	910	830
	Mar	820	740	1,560	1,500		Mar	410	500	910	860
	Apr	710	680	1,390	1,410						
	^(c) May	730	670	1,400	1,450						
	Jun	730	720	1,450	1,480						
	Jul	770	720	1,490	1,540						
	Aug	710	690	1,400	1,430						
	^(c) Sep	720	840	1,560	1,570						
	Oct	720	800	1,520	1,530						
	Nov	710	780	1,490	1,500						
	Dec	670	720	1,390	1,420						

¹Numbers are rounded independently to the nearest 10; hence, components may not sum to totals.

^(c) Change in ASW Recording / Income Support Criteria - see [Appendix A](#) for more details

^R Revised