

Introduction

Due to the COVID-19 pandemic it is important for key economic information to be available in a timely manner, to inform decision makers, businesses and members of the public. Therefore, in the short term, Statistics Jersey will be producing this report on a weekly basis to provide statistics in the following areas:

- Registered Actively Seeking Work (ASW)
- Income Support
- Business Disruption Loan Guarantee Scheme
- Coronavirus Government Co-Funded Payroll Scheme (Phases One and Two)
- COVID Related Emergency Support Scheme (CRESS)
- Royal Court housing activity
- Road and public transport usage

Statistics Jersey aim to release this report every Friday at 10:00 but, as this is not a previously scheduled report, the time of release may be subject to change.

Summary

On 19 July 2020

- the total number of people registered as ASW¹ was 1,790; this total is 40 lower than a week earlier and 910 higher than at the end of the comparable week a year earlier (21 July 2019)²
- a greater number of females (940 individuals) than males (840 individuals) were registered as ASW
- more people were de-registered (60 individuals) than registered (40 individuals) during this week
- there were 6,380 active Income Support claims, 30 lower compared with 12 July 2020, and 760 more than a year earlier (31 July 2019). This latest number of claims provided support for:
 - 8,260 adults
 - 3,220 children
- there were 140 active CRESS claims (for individuals having less than 5 years residency); this latest number was 20 lower than a week earlier. These claims provided support for:
 - 170 adults
 - 30 children
- under Phase Two of the Government Co-Funded Payroll Scheme almost £54.4 million had been paid out for a total 9,130 claims³ from April, May and June 2020
- public transport usage increased by 2% and road usage increased by 1% compared with the previous week

On 17 July 2020

- around 55 loans had been approved under the Business Disruption Loan Guarantee Scheme; the total amount of loans approved was £3,073,700, of which £2,953,700 had been drawn down
- there were 35 residential properties transacted through the Royal Court, 27 of which were eligible to be included in the Jersey House Price Index

¹ Note that those claiming CRESS and registered as ASW are excluded from these figures, see pages 2-3 for more detail.

² Numbers of individuals are rounded independently to the nearest 10 throughout this report; hence, categories may not sum to totals.

³ A business claiming in multiple months will have submitted multiple separate claims, meaning they are counted more than once.

Registered Actively Seeking Work

Customer and Local Service (CLS) compiles data on people in Jersey who are registered as Actively Seeking Work (ASW). Statistics Jersey independently analyses this anonymised data and publishes a quarterly report. This new weekly report constitutes a summarised, more frequent version of the quarterly report.

It is important to note that unemployed Jersey residents are not required to register as ASW. There are, however, certain requirements for those in receipt of an Income Support claim. Changes to the Income Support criteria have an impact on the total numbers registered as ASW. The numbers presented constitute an informative set of indicators of the level of individuals registered as ASW in the Island at a given point in time. For more information on historical ASW statistics, and methodological information, see the latest quarterly report [here](#).

Due to the COVID-19 pandemic, some individuals who are unemployed may not yet be registered as ASW:

- their Income Support application is still to be assessed by CLS
- they have recently been made unemployed and have not yet registered with CLS
- they do not know their current employment status: they may be unemployed; or they may still be in employment with their employer through the Coronavirus Government Payroll Co-Subsidy Scheme

On 19 July 2020, there were 1,790 people registered as Actively Seeking Work (ASW). The total number registered on this date was 40 lower than a week earlier (12 July 2020) and 910 higher than at the end of the comparable week a year earlier (21 July 2019) – see Table 1 and Figure 1.

Table 1 – Number of registered ASW excluding CRESS claimants, CRESS claimants and Total Registered; 7 June 2020 – 19 July 2020

	7 June 2020	14 June 2020	21 June 2020	28 June 2020	5 July 2020	12 July 2020	19 July 2020
Registered ASW excluding CRESS claimants	2,220	2,120	2,050	1,980	1,910	1,830	1,790
Registered ASW CRESS claimants	210	190	200	190	180	170	140
Total Registered	2,440	2,310	2,260	2,170	2,080	1,990	1,920

Figure 1 shows a historical series of the number of people registered as ASW (excluding CRESS claimants) from January 2014 to date.

Figure 1 – Number of registered ASW excluding CRESS claimants, January 2014 – 19 July 2020

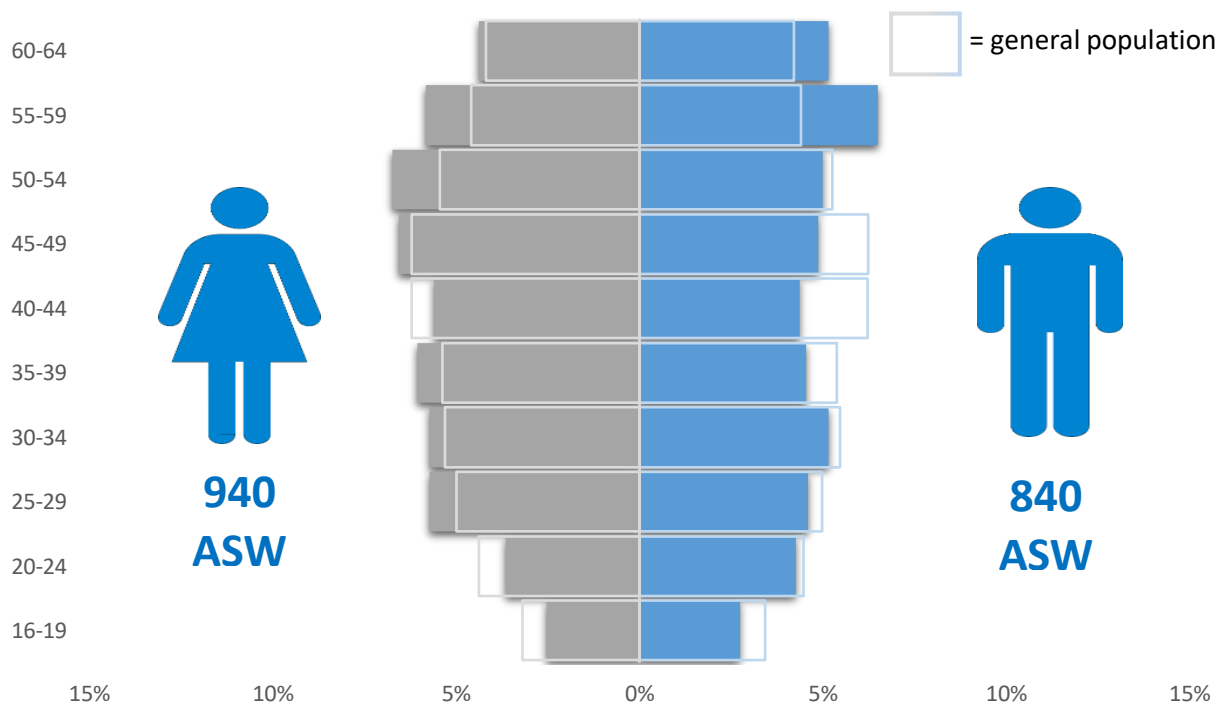


For comparability with the previous year (2019), Table 1 shows separately the number of individuals registered as ASW excluding CRESS claimants and the number of claimants of the new CRESS benefit. The latter may be claimed by individuals who have been working in Jersey for less than five years and, therefore, would not previously have been required to register as ASW.

Registered ASW by age and sex

On 19 July 2020, more females (940 individuals) than males (840 individuals) were registered as ASW. Figure 2 shows the breakdown by sex and age group:

Figure 2 – Age and sex distribution of individuals registered as ASW compared with proportions in the general population⁴, 19 July 2020



On 19 July 2020, 13% of people registered as ASW were under 25 years of age (240 individuals); 5% of the total were teenagers, aged 16-19 years (90 individuals).

Registered ASW duration

Of all individuals registered as ASW on 19 July 2020, around four-tenths (38%) had been registered for three months or less. Around one-tenth (10%) of all individuals registered as ASW had been registered for less than one month, corresponding to 170 individuals.

In the week ending 19 July 2020, around 40 individuals were newly registered as actively seeking work. This latest number of new registrants was essentially the same as recorded during the previous week (week ending 12 July 2020).

The number of new registrations in the latest week was 20 lower than the number of individuals who were de-registered (60 individuals). This is the eighth consecutive week in which more individuals were de-registered than registered.

⁴ Age and sex proportions as recorded by the 2011 Jersey Census.

Industry

Individuals working in some industries of the economy, notably the Finance sector, often seek employment through private agencies and do not register as ASW with Customer and Local Services. Such industries will, therefore, tend to be under-reported in the ASW numbers.

The last industry of employment was recorded for around nine out of ten people (92%) registered as ASW. On 19 July 2020:

- 21% were previously employed in ‘Miscellaneous professional & domestic services’ an increase of 2 percentage point (pp) compared to 31 March 2020
- 16% were previously employed in ‘Retail and Wholesale, Motor repairs and sales’ a decrease of 3 pp compared to 31 March 2020
- 15% were previously employed in ‘Hotel, restaurants, pubs and clubs’ an increase of 1 pp compared to 31 March 2020
- 15% were previously employed in ‘Banking, Miscellaneous Insurance, Finance and Business’ a decrease of 1 pp to 31 March 2020
- 9% were previously employed in ‘Construction and allied trades, mining and quarrying’ an increase of 1 pp compared to 31 March 2020

Income Support

Income Support is a single, means-tested benefit available to individuals who have a low household income, pass the Income Support residence test and are working; looking for work or exempt from looking for work. This benefit provides financial support towards the costs of housing, living, health needs and child care. Since individuals claim on a household basis, multiple individuals may be supported by a single claim.

On 19 July 2020 there were 6,380 active Income Support claims. These claims supported 8,260 adults and 3,220 children. Compared with a week earlier (12 July 2020), the latest number of claims was 30 lower, the number of adults supported was 50 lower and the total number of children supported was essentially unchanged – see Table 2.

Table 2 – Active Income Support Claims, adults and children supported; 7 June 2020 – 19 July 2020

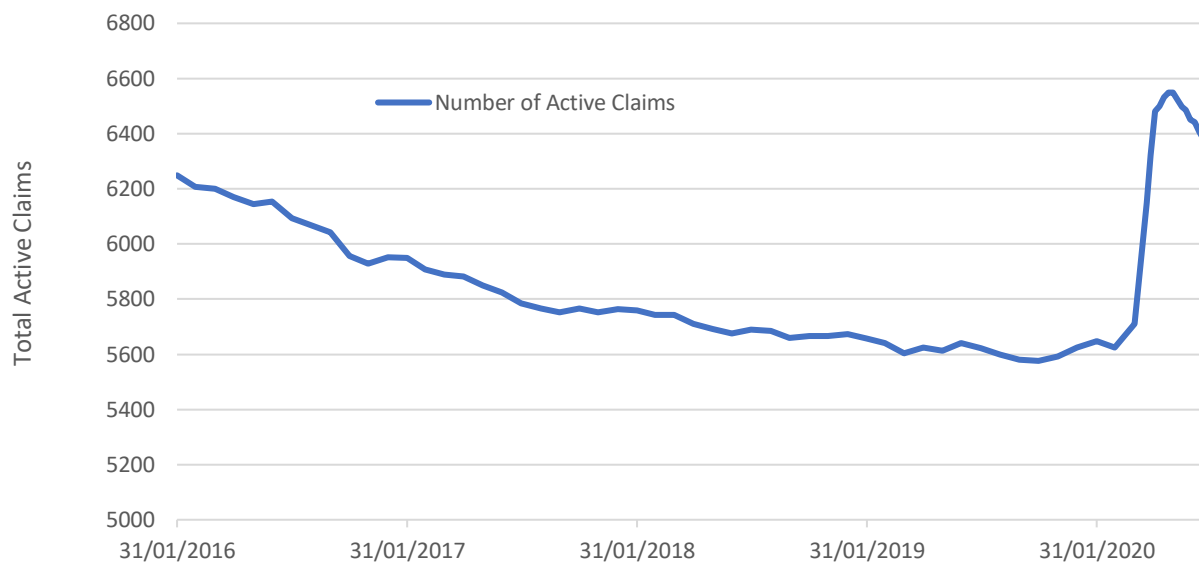
	7 June 2020	14 June 2020	21 June 2020	28 June 2020	5 July 2020	12 July 2020	19 July 2020
Active Income Support Claims	6,520	6,500	6,490	6,450	6,440	6,410	6,380
Adults	8,350	8,310	8,290	8,230	8,370	8,310	8,260
Children	3,400	3,400	3,410	3,400	3,240	3,220	3,220

Compared with the closest available date a year earlier (31 July 2019), the latest number of claims was 760 higher, the number of adults supported was 1,090 higher and the total number of children supported was 160 higher – see Table 3.

Table 3 – Active Income Support Claims, adults and children supported; 31 January 2019 – 31 July 2019

	31 Jan 2019	28 Feb 2019	31 Mar 2019	30 Apr 2019	31 May 2019	30 June 2019	31 July 2019
Active Income Support Claims	5,660	5,640	5,600	5,630	5,610	5,640	5,620
Adults	7,140	7,130	7,060	7,070	7,060	7,080	7,170
Children	3,100	3,120	3,110	3,140	3,180	3,220	3,060

Figure 3 – Active Income Support Claims; 31 January 2016 – 19 July 2020



Business Disruption Loan Guarantee Scheme

The Business Disruption Loan Guarantee Scheme provides government backed lending (loans provided by major banks that are guaranteed by government) to local businesses which have been impacted by Covid-19 related measures. The key features of the Scheme can be found in the [Notes](#). Some applicants to the Scheme may have been eligible for loans outside of this government Scheme and as such will not appear in these figures.

For loans under this Scheme that have been completed **and reported** to Government by 19 July 2020:

- around 55 loans⁵ had been approved by lenders in Jersey
- the total amount⁶ of loans approved was £3,073,700, unchanged from the previous week
- the amount of these loans which have been drawn down increased by £500,000 from the previous week, to a total of £2,953,700

⁵ Rounded to the nearest 5.

⁶ Rounded to the nearest £100.

Coronavirus Government Co-Funded Payroll Scheme

The Government Co-Funded Payroll Scheme consists of two Phases, each with different qualifying criteria. Qualifying criteria has at times been changed during Phase Two of the scheme, which may affect the number of claims. Those businesses meeting the qualifying criteria set by the Government receive payments towards employees' wages. More information on this Scheme can be found on gov.je.

Phase One of the Scheme closed after the week ending 10 May 2020. Table 4 shows the number of businesses and employees receiving assistance, and the total amount paid, under Phase One.

Table 4 – Coronavirus Government Co-Funded Payroll Scheme Phase One; 19 April 2020 – 7 June 2020⁷

	19 Apr 2020	26 Apr 2020	3 May 2020	10 May 2020	24 May 2020	31 May 2020	7 June 2020	Cumulative Total
Total Business Claims	80	90	100	20	<5	10	<5	900
Total Jobs Supported	380	540	780	110	<5	110	10	6,900
Total Amount Paid	£103,140	£147,900	£238,390	£24,370	£670	£35,540	£3,770	£2,012,340

The week ending 12 April 2020 (not shown in the above table) was the first week in which businesses could submit a claim to the Scheme; hence, a large proportion of the total number of claims under Phase One occurred in that week. A number of applications have been processed under Phase One after this Phase of the Scheme closed on 10 May 2020; Table 4 has been updated to include these additional processed claims.

As businesses that have claimed for multiple months 2020 will have claimed more than once, Tables 5, 6 and 7 below show figures separately, based on the month for which the claim was being made. Cumulatively, almost £54.4 million had been paid out for a total 9,130 claims from April, May and June (see footnote 3).

At any time, businesses may withdraw any previous claims and return payments to government. Historic weeks may be revised to remove any such claims.

Table 5 shows the number of businesses and employees receiving assistance, and the total amount paid, under Phase Two of the Scheme for claims made for April. The weeks ending 10, 17, 24 and 31 May 2020 and 7 June 2020 (not shown in the table below) were the first five weeks in which claims for April were processed.

Table 5 – Coronavirus Government Co-Funded Payroll Scheme Phase Two, claims for April 2020
14 June 2020 – 19 July 2020⁷

	14 June 2020	21 June 2020	28 June 2020	5 July 2020	12 July 2020	19 July 2020	April Claims Total
Total Business Claims	10	20	40	30	10	<5	3,470
Total Jobs Supported	220	100	70	30	10	<5	16,340
Total Amount Paid, £	186,340	103,300	91,230	33,240	9,030	1,200	21,294,660

Table 6 shows the number of businesses and employees receiving assistance, and the total amount paid, under Phase Two of the Scheme for claims made for May. The week ending 7 June 2020 (not shown in the table below) was the first week in which claims for May were processed.

⁷ Weekly information may be revised in the following week. This is due to a small number of payments being returned to Government, usually due to incorrect banking details, after the statistics for the week have been compiled. Such returned payments may be paid again in future weeks.

Table 6 – Coronavirus Government Co-Funded Payroll Scheme Phase Two; claims for May 2020
14 June 2020 - 19 July 2020⁷

	14 June 2020	21 June 2020	28 June 2020	5 July 2020	12 July 2020	19 July 2020	May Claims Total
Total Business Claims	660	290	220	210	20	<5	3,280
Total Jobs Supported	3,900	1,310	1,010	660	20	<5	14,750
Total Amount Paid, £	5,097,630	1,663,400	1,206,130	761,180	24,810	3,200	19,393,780

Table 7 shows the number of businesses and employees receiving assistance, and the total amount paid, under Phase Two of the Scheme for claims made for June

Table 7 – Coronavirus Government Co-Funded Payroll Scheme Phase Two; claims for June 2020
5 July 2020 - 19 July 2020⁷

	5 July 2020	12 July 2020	19 July 2020	June Claims Total
Total Business Claims	930	1,110	360	2,390
Total Jobs Supported	2,870	5,840	1,650	10,360
Total Amount Paid, £	3,890,890	7,549,930	2,222,530	13,663,350

COVID-Related Emergency Support Scheme

COVID Related Emergency Support Scheme (CRESS) is a newly introduced scheme to support people who have been working in Jersey for less than 5 years and who have lost their full-time employment income due to the coronavirus (COVID-19) pandemic.

CRESS provides weekly payments to cover basic costs; it does not offer any additional support with rent or mortgage costs. The CRESS scheme is conditional on the applicants being available to support any voluntary, Government or community work during the current situation. They must also undertake relevant job-seeking activities and take up any paid employment that is available.

On 19 July 2020, there were 140 active CRESS claims, supporting 170 adults and 30 children – see Table 8.

Table 8 – Active CRESS Claims, adults supported, children supported; 31 May 2020 – 19 July 2020

	31 May 2020	7 June 2020	14 June 2020	21 June 2020	28 June 2020	5 July 2020	12 July 2020	19 July 2020
Active CRESS Claims	190	210	180	200	180	170	160	140
Adults	240	270	220	240	230	220	200	170
Children	30	40	30	30	30	30	30	30

Compared with a week earlier (12 July 2020) the latest number of claims was 20 lower, the number of adults supported was 30 lower and the number of children supported was essentially unchanged.

Royal Court housing activity

Royal Court transactions represent essentially all of the residential house sales and around 30% of residential flat sales in Jersey. Nearly three-quarters (74%) of the residential properties sold in Q1 2020 which were eligible to be included in the Jersey House Price Index (HPI) were transacted in the Royal Court.

After 28 Royal Court sittings in 2020 there have been 424 properties sold which are eligible to be included in the Jersey House Price Index. This total is 105 lower than that after the first 28 Royal Court sittings in 2019.

Table 9 shows the turnover and total value of residential properties transacted each week in the Royal Court, applying two sets of definition of property: those included in the quarterly House Price Index (HPI); and an extended set which includes the following additional property types: 1-bedroom and 5- or more bedroom houses; 3- or more bedroom flats; bedsits; and designated first time buyer, age restricted and housing gateway properties. Comparable data for the similar time period in 2019 is shown in Table 10.

Table 9 – Royal Court Housing Activity 2020⁸

Week	Date	HPI definitions		Extended definition	
		Turnover	Total Value	Turnover	Total Value
22	05/06/2020	12	6,503,000	13	6,913,000
23	12/06/2020	16	8,174,500	20	10,854,500
24	19/06/2020	19	13,619,500	23	18,224,500
25	26/06/2020	17	11,579,500	23	24,543,559
26	03/07/2020	17	8,268,500	19	9,983,500
27	10/07/2020	16	11,472,000	16	11,472,000
28	17/07/2020	27	19,300,500	35	22,369,500

Note: 10/04/2020 was Good Friday and as such there was no Royal Court sitting. 08/05/2020 was a Bank Holiday; the Royal Court sitting was held on 07/05/2020

Table 10 – Royal Court Housing Activity 2019

Week	Date	HPI Definitions		Extended definition	
		Turnover	Total Value	Turnover	Total Value
22	07/06/2019	17	9,805,100	17	9,805,100
23	14/06/2019	20	14,270,500	24	16,023,000
24	21/06/2019	14	7,601,500	17	10,558,000
25	28/06/2019	19	10,304,200	20	10,499,200
26	05/07/2019	20	11,801,106	23	13,357,606
27	12/07/2019	20	11,350,500	23	13,905,094
28	19/07/2019	14	9,566,817	18	14,160,817

Note: 19/04/2019 was Good Friday and as such there was no Royal Court sitting.

Since the numbers presented in Tables 9 and 10 are broken down on a weekly basis, individual figures can be affected by specific new developments and also by seasonal effects such as Good Friday. Caution is advised, therefore, when making weekly comparisons.

⁸ Values provided in this section are unrounded.

Road and public transport usage

Growth, Housing and Environment (GHE) measures the level of traffic on a number of roads in the Island. Looking at change in these levels gives an insight into the effect the coronavirus pandemic and lockdown have had on Islanders' movements around Jersey. As lockdown measures are potentially eased, and sectors of the economy reopen, these numbers will provide an insight into if, and how quickly, the Island returns to previous levels of movement.

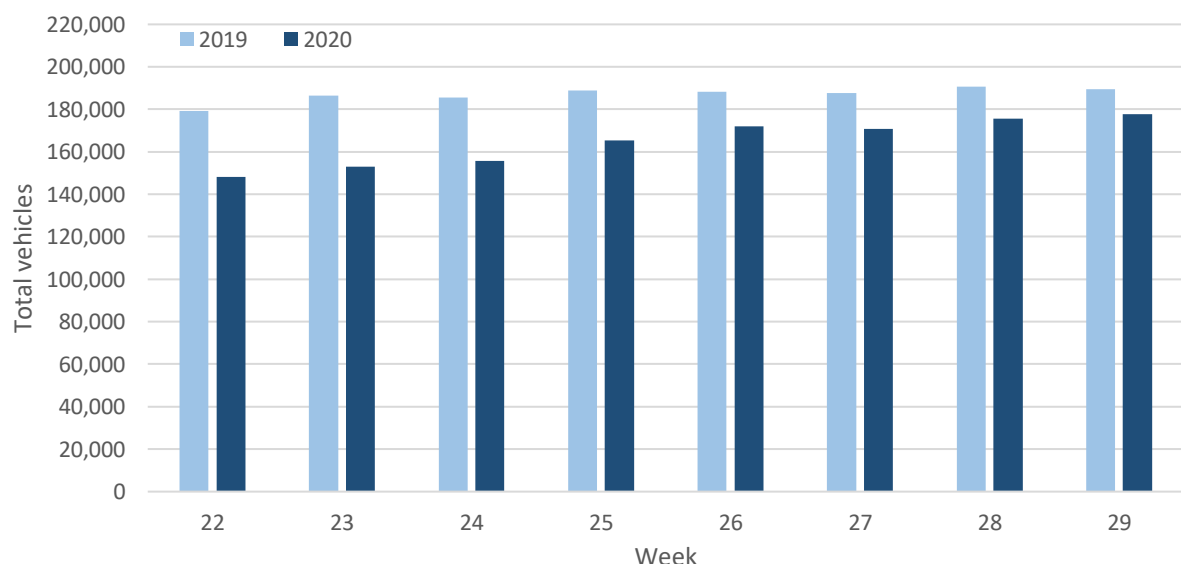
Table 11 shows that the weekly total number of vehicles passing through the tunnel increased slightly (up 1%) in the latest week.

Table 11 – Weekly number of vehicles passing through the tunnel; weeks ending 31 May 2020 – 19 July 2020

Week	22	23	24	25	26	27	28	29
	31 May 2020	7 June 2020	14 June 2020	21 June 2020	28 June 2020	5 July 2020	12 July 2020	19 July 2020
Total vehicles	148,290	153,020	155,830	165,310	172,010	170,680	175,660	177,670
Impactful events	Half Term	-	Partial school opening	-	Further school openings	Car parking charges resumed midweek	-	School holidays started midweek

Figure 4 shows the weekly total number of vehicles passing through the tunnel in 2020 and for comparable weeks in 2019. Note that in 2019: week 22 was half term.

Figure 4 – Weekly number of vehicles passing through the tunnel; 2019 and 2020



GHE also receives information on the usage of public transport in Jersey. In order to provide an insight into travel within the Island, the total weekly number of bus passengers in 2020 are shown in Table 12. It should be noted that there may have been different numbers of bus journeys timetabled in each week due to Public Holidays and lockdown measures.

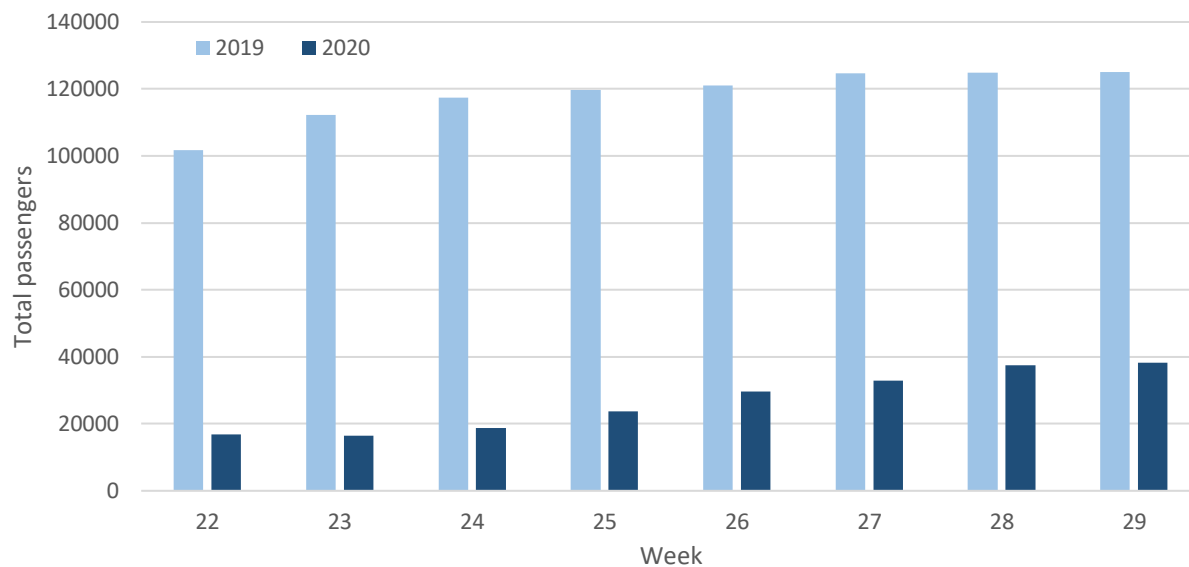
Table 12 – Total weekly bus passengers; weeks ending 31 May 2020 – 19 July 2020

Week	22	23	24	25	26	27	28	29
	31 May 2020	7 June 2020	14 June 2020	21 June 2020	28 June 2020	5 July 2020	12 July 2020	19 July 2020
Total passengers	16,880	16,460	18,760	23,760	29,730	32,990	37,550	38,180

The total number of bus passengers in the week ending 19 July 2020 was 2% higher than in the previous week and 69% lower than in the comparable week of 2019 (21 July 2019).

Figure 5 shows the weekly total number of bus passengers in 2020 and the comparable weeks in 2019.

Figure 5 – Total weekly bus passengers; 2019 and 2020



Notes

1. Data Sources

Customer and Local Services (CLS) are the principal data source for the following sections: Registered Actively Seeking Work (ASW), Income Support, Coronavirus Government Co-Funded Payroll Scheme, COVID-Related Emergency Support Scheme.

The Public Registry online “PRIDE” database is the principal data source for Royal Court housing activity. This data is supplemented by information on the type and size of each property sourced from estate agent advertisement brochures and planning documents, as well as information provided by the Island’s Parishes and Customer and Local Services.

Treasury and Exchequer are the principal data source for the Business Disruption Loan Guarantee Scheme.

Growth, Housing and Environment are the principal data source for road and public transport usage.

2. Registered Actively Seeking Work

The number of people registered as ASW includes all people who are registered with Back to Work. The ASW total will also include individuals who are working fewer than the 35 hours per week required under the terms of Income Support; such individuals will simultaneously be working and registered as Actively Seeking Work. Individuals who are ASW and claiming via CRESS are given separately for comparability, as before this scheme there would have been no obligation for these individuals to register.

When placing the figures contained in this report in a longer-term historical context it should be recognised that there have been significant changes in the criteria relating to registered ASW in Jersey in recent years. In particular, the introduction of Income Support in 2008 led to greater numbers of individuals who were actively seeking work being included in the registered figures.

People who are registered as Actively Seeking Work receive the support of Back to Work, including targeted support specifically for young people aged 16-24 years, those who are long term unemployed or those who have other barriers to employment. There is also industry-specific support as well for those who are closer to employment.

In addition to the above, some individuals registered as ASW will be assisted by the Jersey Employment Trust (JET), a registered charity whose role is to assist people with a disability to prepare, find and maintain employment.

As well as the development and expansion of the above schemes, Back to Work is responsible for:

- the Employment Incentive
- a dedicated Back to Work Recruitment team
- industry and employer specific initiatives

The aim of Back to Work is to increase access to job opportunities for locally qualified people who are registered as Actively Seeking Work by supporting jobseekers and building a partnership with employers to provide sustainable job opportunities.

All figures presented in this report, are based on the non-seasonally adjusted measures.

3. Key features of the Business Disruption Loan Guarantee Scheme

- the Government of Jersey underwrites 80% of lending under the Scheme up to the value of £50 million
- credit is only extended to businesses which are considered viable were it not for Covid-19 related disruption, in line with a prescribed questionnaire and the bank's own judgement
- applications for finance must be to support a business's working capital and will not involve extensions to existing facilities, re-financing or asset financing
- the Scheme is open to all local businesses. Credit extended under the Scheme will be between £5,000 and £500,000 per business. The term of any credit facility under the Scheme must be no more than 6 years, with a maximum of 3 years for overdrafts
- if the lending is below £250,000 it can be unsecured. If the lending is above £250,000, the bank will establish a lack, or absence, of sufficient security prior to an applicant using the Scheme
- the maximum interest rate a bank can charge under the Scheme is 4.5% above the Bank of England base rate (currently 0.1%)
- the Scheme originally excluded businesses in certain sectors and all businesses with a turnover greater than £10 million. These restrictions have subsequently been removed, this being announced on 15 May 2020

Statistics Jersey
24 July 2020