

# Building a Safer Society



## Annual Report 2012

**“The most vulnerable in our society are not only at the greatest risk of crime, but also suffer a greater impact of crime because of their lack of money and resources...the people who suffer most because of crime tend to suffer most from other social problems” Young(1994)**



# Contents

Foreword by The Minister For Home Affairs.....	4
Outcomes for the States Strategic Plan .....	4
Bass Strategic Priorities.....	6
Overall Picture .....	7
Policy Development Activity in 2013.....	33
Executive Support: .....	35
Budget:.....	35

## **Foreword by the Minister for Home Affairs**

It is my great pleasure to introduce this 2012 Annual Report for the Building a Safer Society Strategy (BaSS). This report comes at a time when we have been experiencing a remarkable downward trend in offending in general and youth offending in particular

The investment in early interventions made through BaSS and previous community safety and substance misuse strategies have played a significant part in reducing the risks our young people face when growing up.

The results in this report illustrate the dedication of the many people delivering initiatives. Together, State departments, charity, community, and faith based groups are working towards ensuring our children can grow up in a much safer society.

The strategy links directly with the commitment from the Council of Ministers, in their strategic plan, to ensure a safe and caring community and I am confident that the BaSS strategy in partnership with other work being conducted through the Children's and Adult Policy groups and other cross- agency strategies will continue to be driven forward.

Of course it never does to be complacent and as a recent report for the Children's Policy Group has shown, there are new and difficult challenges facing us as a community.

The internet has had a positive effect on so many aspects of our lives, but like many things it comes with a darker side and we have to be vigilant in safeguarding our children from potential hazards on-line. This is not an easy task given that the web is world-wide and is a space where long-standing social rules and acceptable standards are often set aside.

One of the challenges for the future will be to better understand and combat on-line criminality in Jersey. We need to ensure we continue to invest in early interventions and initiatives that have proved their worth, encourage young people to participate in finding their own solutions to problems with their peers and continue to work together as an island to maintain it as a safe and caring place to be.

**SENATOR IAN LE MARQUAND**



**Minister**

## Outcomes for the States Strategic Plan



---

### **Inspiring confidence in Jersey's future through...**

#### **... A Safe and Caring Community**

Jersey is a safe and beautiful place to live, with a strong and proud sense of community values, independent heritage and culture. The unique partnership between government, the Parish system and voluntary sector provides a strong network to support the community. Jersey also has a proud tradition of generosity to the less fortunate in our community and around the world.

Islanders should all be able to enjoy a safe, just and thriving community. People have a right to expect that the fundamentals are in place, such as protection from harm, effective law enforcement and security, a fair and functioning criminal justice system, secure borders and clear rights and responsibilities for individuals.<sup>1</sup>

---

<sup>1</sup> States Strategic Plan, 2012

## **BaSS Strategic Priorities**

BaSS has three strategic priorities each with its own key objectives. The strategy links directly with the States Strategic Plan through the priority to “Promote Family and Community Values”.

The monitoring and evaluation of each BaSS key objective has been an important aspect of governance, with the aim of ensuring whether the strategy is succeeding or not.

<p><b>STRATEGIC PRIORITY 1. TO CREATE A SAFER ENVIRONMENT BY REDUCING CRIME, PUBLIC DISORDER AND ANTI-SOCIAL BEHAVIOUR.</b></p>	<p><b>STRATEGIC PRIORITY 2. TO PROVIDE PEOPLE WITH OPPORTUNITIES TO DEVELOP THEIR POTENTIAL AS ACTIVE AND RESPONSIBLE MEMBERS OF SOCIETY.</b></p>	<p><b>STRATEGIC PRIORITY 3: REDUCE THE HARM CAUSED BY DRUGS, ALCOHOL AND SOLVENTS.</b></p>
<ul style="list-style-type: none"><li>•Objective 1. Engage with the community</li><li>•Objective 2. Identify hotspots and target offenders</li><li>•Objective 3. Invest in young people in order to reduce the likelihood of future criminal and anti-social behaviour</li><li>•Objective 4. Involve and support parents and guardians</li><li>•Objective 5. Minimise the Harm Through Support to Victims</li><li>•Objective 6. Reduce Re-offending</li></ul>	<ul style="list-style-type: none"><li>•Objective 1. Invest in personal, social and health education and information in order to promote self-esteem and responsible, healthy citizens.</li><li>•Objective 2. Provide an integrated approach to tackling social exclusion</li><li>•Objective 3. To develop, provide and promote continuous opportunities for all members of the community, particularly those perceived to be at risk, to access healthy and interesting pursuits</li></ul>	<ul style="list-style-type: none"><li>•Objective 1. Invest in children and young people in order to reduce the likelihood of future substance misuse.</li><li>•Objective 2. Reduce the inappropriate consumption of psychoactive substances</li><li>•Objective 3. Promote health-enhancing behaviours and reduce the harm caused by substance misuse.</li><li>•Objective 4. Engage and inform parents and families about illegal drugs and alcohol.</li><li>•Objective 5. Continually review evidence-based interventions in order to extend the range and availability of treatment opportunities for problematic drug users.</li><li>•Objective 6. Where appropriate, provide offenders within the criminal justice system with access to alternative and effective programmes.</li><li>•Objective 7. Ensure drug trafficking laws are rigorously and effectively enforced.</li></ul>

## Overall Picture

The following summary shows a snapshot of what we intended to do (strategic priorities and objectives) and whether we achieved it.

**STRATEGIC PRIORITY 1. TO CREATE A SAFER ENVIRONMENT BY REDUCING CRIME, PUBLIC DISORDER AND ANTI-SOCIAL BEHAVIOUR.**


**Did we do it?**

<b>Yes</b>	<p>Overall recorded crime per 1000 population is the lowest since the Strategy started – 39 crimes per 1,000.</p> <div style="text-align: center;"> <p><b>Recorded Crime Per 1,000 Population</b> (Data reflects population adjustments following 2011 census)</p> <table border="1" style="margin: auto; border-collapse: collapse;"> <thead> <tr> <th>Year</th> <th>Recorded Crime Per 1,000 Population</th> </tr> </thead> <tbody> <tr><td>2005</td><td>57</td></tr> <tr><td>2006</td><td>54</td></tr> <tr><td>2007</td><td>50</td></tr> <tr><td>2008</td><td>52</td></tr> <tr><td>2009</td><td>47</td></tr> <tr><td>2010</td><td>47</td></tr> <tr><td>2011</td><td>41</td></tr> <tr><td>2012</td><td>39</td></tr> </tbody> </table> </div>	Year	Recorded Crime Per 1,000 Population	2005	57	2006	54	2007	50	2008	52	2009	47	2010	47	2011	41	2012	39
Year	Recorded Crime Per 1,000 Population																		
2005	57																		
2006	54																		
2007	50																		
2008	52																		
2009	47																		
2010	47																		
2011	41																		
2012	39																		
<b>Yes</b>	<p>According to Jersey Annual Social Survey (JASS) 2012– 90% of people felt very safe or fairly safe in their neighbourhood (2008 and 2011 no JASS conducted)</p> <div style="text-align: center;"> <p><b>Perceptions of Safety in Neighbourhood (from JASS)</b></p> <table border="1" style="margin: auto; border-collapse: collapse;"> <thead> <tr> <th>Year</th> <th>Perceptions of Safety (%)</th> </tr> </thead> <tbody> <tr><td>2005</td><td>77</td></tr> <tr><td>2006</td><td>85</td></tr> <tr><td>2007</td><td>89</td></tr> <tr><td>2008</td><td>-</td></tr> <tr><td>2009</td><td>89</td></tr> <tr><td>2010</td><td>87</td></tr> <tr><td>2011</td><td>-</td></tr> <tr><td>2012</td><td>90</td></tr> </tbody> </table> </div>	Year	Perceptions of Safety (%)	2005	77	2006	85	2007	89	2008	-	2009	89	2010	87	2011	-	2012	90
Year	Perceptions of Safety (%)																		
2005	77																		
2006	85																		
2007	89																		
2008	-																		
2009	89																		
2010	87																		
2011	-																		
2012	90																		

**What we said we would do:**

**1) Engage with the community:**

**Did we do it?**

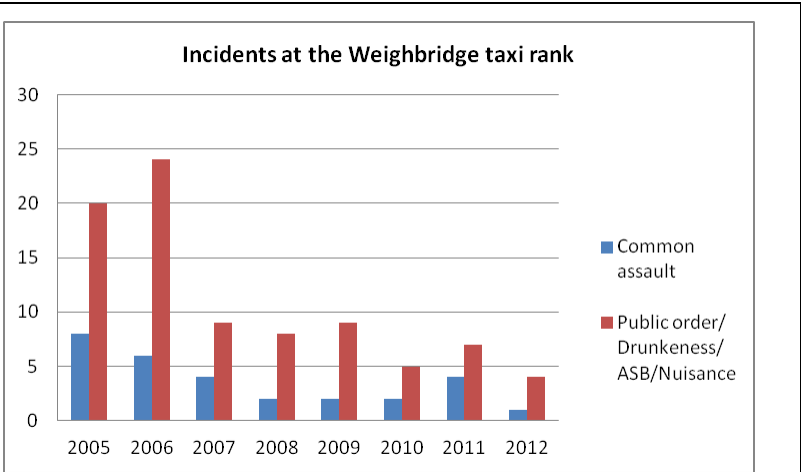
<p><b>Yes</b></p>	<p>Positive <b>States of Jersey Police (SoJP)</b> engagement with children and young people through greater visibility, community initiatives (i.e. through football, PMNW), visits to schools, cyclists and motorbikes all promote social cohesion and an empathy with the police which ultimately leads to better standards of behaviour and a more engaged community.<sup>2</sup></p>
<p><b>Yes</b></p>	<p>The States of Jersey Police launched dedicated social media sites at the beginning of 2012 as a means to engage further with Islanders and they currently have around 4,500 followers on Facebook and 2,000 on Twitter.<sup>3</sup></p>
<p><b>Yes</b></p>	<p>Community Service through the <b>Jersey Probation and After Care Service (JPACS)</b> provided over 19,000 hours of unpaid work to the Island by people who would otherwise have been in prison<sup>4</sup>.</p>
<p><b>Yes</b></p>	<p>The <b>Safer St Helier (SSH) Q-Safe</b> taxi Marshals are funded by a partnership arrangement with Home Affairs, Tourism, The Jersey Hospitality Association, the Jersey Taxi Drivers association and an agreement with some advertising companies who arrange for a sum of money from the advertising on taxis to be paid to SSH for the marshals.</p> <p>The companies that advertise on the taxis can then include this as part of their corporate social responsibility agenda and in their advertising. Everyone benefits and islanders and visitors are kept safer travelling at night.</p> 

<sup>2</sup> Youth Offending in Jersey, report for Children’s Policy Group, 2013

<sup>3</sup> States of Jersey Police, Annual Performance report, 2012

<sup>4</sup> Jersey Probation and After Care Service, Annual Report for 2012 and Business Plan for 2013

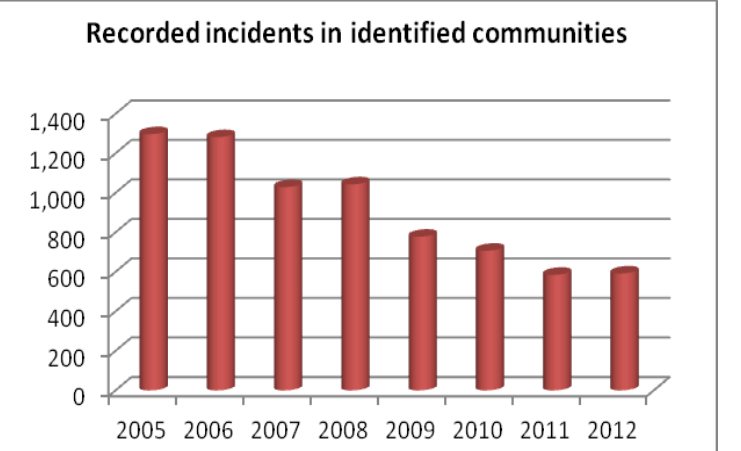
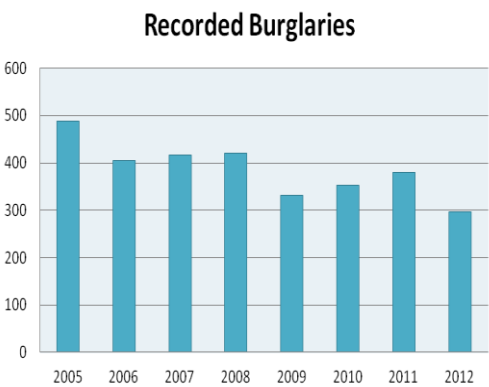
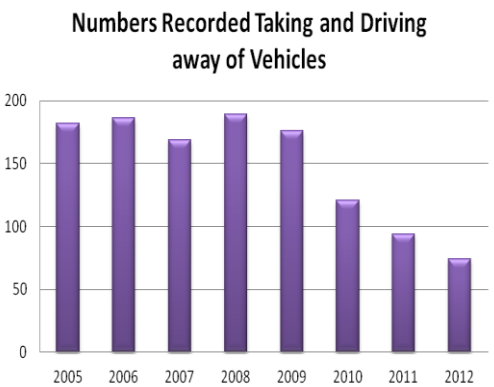


<p><b>Yes</b></p>	<p>The Q-Safe Taxi Marshal Scheme began in December 2007. There have been significantly fewer assaults at the Weighbridge rank since it started.</p>	 <table border="1"> <caption>Incidents at the Weighbridge taxi rank</caption> <thead> <tr> <th>Year</th> <th>Common assault</th> <th>Public order/ Drunkeness/ ASB/Nuisance</th> </tr> </thead> <tbody> <tr> <td>2005</td> <td>8</td> <td>20</td> </tr> <tr> <td>2006</td> <td>6</td> <td>24</td> </tr> <tr> <td>2007</td> <td>4</td> <td>9</td> </tr> <tr> <td>2008</td> <td>2</td> <td>8</td> </tr> <tr> <td>2009</td> <td>2</td> <td>9</td> </tr> <tr> <td>2010</td> <td>2</td> <td>5</td> </tr> <tr> <td>2011</td> <td>4</td> <td>7</td> </tr> <tr> <td>2012</td> <td>1</td> <td>4</td> </tr> </tbody> </table>	Year	Common assault	Public order/ Drunkeness/ ASB/Nuisance	2005	8	20	2006	6	24	2007	4	9	2008	2	8	2009	2	9	2010	2	5	2011	4	7	2012	1	4
Year	Common assault	Public order/ Drunkeness/ ASB/Nuisance																											
2005	8	20																											
2006	6	24																											
2007	4	9																											
2008	2	8																											
2009	2	9																											
2010	2	5																											
2011	4	7																											
2012	1	4																											
<p><b>Yes</b></p>	<p><b>Prison! Me! No Way!!! (PMNW)</b> Jersey provides an excellent example of a social enterprise model and engages at a strategic level with public bodies and private enterprise. They also engage positively with young people through schools, with parents, with various uniformed officers from states departments (including the SoJP, Jersey Fire and Rescue service, Ambulance Service, HMP La Moye, and nurses) and the Youth Service. Feedback from parents, students and schools indicates that the scheme has a positive impact on young people.<sup>5</sup></p>																												

<sup>5</sup> Prison!Me!NoWay!!! Chairman's Report, 2012.

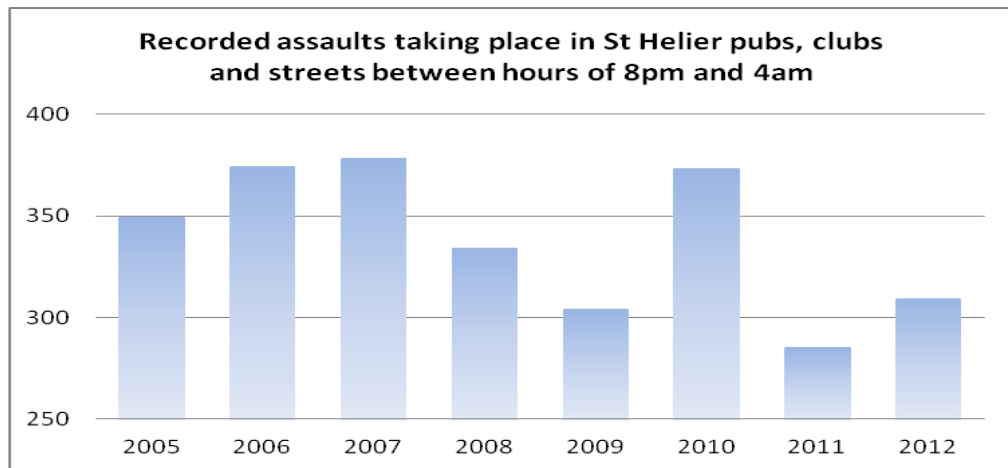
## 2) Identify Hotspots and Target Offenders:

Did we do it?

<p><b>Yes</b></p>	<p><b>SOJP</b> pursue an intelligence-led tasking process that identifies key hotspots for crime and ASB and allocates patrol and problem-solving capacity accordingly.</p>	 <p>Recorded incidents in identified communities</p> <table border="1"> <thead> <tr> <th>Year</th> <th>Recorded Incidents</th> </tr> </thead> <tbody> <tr><td>2005</td><td>1350</td></tr> <tr><td>2006</td><td>1320</td></tr> <tr><td>2007</td><td>1080</td></tr> <tr><td>2008</td><td>1100</td></tr> <tr><td>2009</td><td>850</td></tr> <tr><td>2010</td><td>780</td></tr> <tr><td>2011</td><td>650</td></tr> <tr><td>2012</td><td>650</td></tr> </tbody> </table>	Year	Recorded Incidents	2005	1350	2006	1320	2007	1080	2008	1100	2009	850	2010	780	2011	650	2012	650																	
Year	Recorded Incidents																																				
2005	1350																																				
2006	1320																																				
2007	1080																																				
2008	1100																																				
2009	850																																				
2010	780																																				
2011	650																																				
2012	650																																				
<p><b>Yes</b></p>	<p><b>SOJP</b> have continually refined a Prolific and Priority Offender approach which targets key individuals identified as committing a disproportionate amount of crime.</p> <div style="display: flex; justify-content: space-around;"> <div data-bbox="368 965 874 1373">  <p>Recorded Burglaries</p> <table border="1"> <thead> <tr> <th>Year</th> <th>Recorded Burglaries</th> </tr> </thead> <tbody> <tr><td>2005</td><td>480</td></tr> <tr><td>2006</td><td>400</td></tr> <tr><td>2007</td><td>410</td></tr> <tr><td>2008</td><td>420</td></tr> <tr><td>2009</td><td>330</td></tr> <tr><td>2010</td><td>350</td></tr> <tr><td>2011</td><td>380</td></tr> <tr><td>2012</td><td>300</td></tr> </tbody> </table> </div> <div data-bbox="879 965 1390 1373">  <p>Numbers Recorded Taking and Driving away of Vehicles</p> <table border="1"> <thead> <tr> <th>Year</th> <th>Numbers Recorded</th> </tr> </thead> <tbody> <tr><td>2005</td><td>180</td></tr> <tr><td>2006</td><td>185</td></tr> <tr><td>2007</td><td>170</td></tr> <tr><td>2008</td><td>190</td></tr> <tr><td>2009</td><td>175</td></tr> <tr><td>2010</td><td>120</td></tr> <tr><td>2011</td><td>95</td></tr> <tr><td>2012</td><td>75</td></tr> </tbody> </table> </div> </div>	Year	Recorded Burglaries	2005	480	2006	400	2007	410	2008	420	2009	330	2010	350	2011	380	2012	300	Year	Numbers Recorded	2005	180	2006	185	2007	170	2008	190	2009	175	2010	120	2011	95	2012	75
Year	Recorded Burglaries																																				
2005	480																																				
2006	400																																				
2007	410																																				
2008	420																																				
2009	330																																				
2010	350																																				
2011	380																																				
2012	300																																				
Year	Numbers Recorded																																				
2005	180																																				
2006	185																																				
2007	170																																				
2008	190																																				
2009	175																																				
2010	120																																				
2011	95																																				
2012	75																																				
<p><b>Yes</b></p>	<p><b>Jersey's Multi-Agency Public Protection Arrangements (JMAPPAs)</b> were implemented in 2011 when the Sex Offenders (Jersey) Law 2010 came into force. The purpose of JMAPPAs is to protect the public by reducing the offending behaviour of sexual and violent offenders.</p> <p>The number of offenders managed through an active multi-agency JMAPPAs process (where active involvement of more than one agency is required) throughout 2012 was 61. <b>54 (88.5%)</b> JMAPPAs subjects out of 61 have not been convicted for further offending.<sup>6</sup></p>																																				

<sup>6</sup> Jersey Multi-Agency Public Protection Arrangements (JMAPPAs), Annual report, 2012

**Ongoing**



Whilst the number of violent crimes in the streets, pubs and clubs of St. Helier between the hours of 8pm and 4am rose slightly in 2012, this figure remains significantly below that of 2010. There were 68 grave and criminal assaults in the night-time economy during 2012 and fortunately only 17 resulted in serious injury and less than half involved a stranger attack.<sup>7</sup> Progress is being made on developing an Alcohol Strategy through the Health and Social Services Department.

<sup>7</sup> States of Jersey Police Annual Performance Report, 2012

**3) Invest in Young People in order to reduce the likelihood of Future Criminality:**

**Did we do it?**

**Yes**

Demographically, according to the 2011 Island Census, the population in Jersey was 97,856. Of those, 4,383 were between 14-17 yrs old. In 2012, there were a total of 108 offenders between the ages of 14-17 which equates to 2.9% of the total population of that age. Since 2005, the highest percentage of young people known to have committed an offence was 6.3% in 2010.

Year	Proportion (%)
2005	5.5%
2006	3.8%
2007	5.2%
2008	5.2%
2009	5.2%
2010	6.3%
2011	3.1%
2012	2.9%

**Yes**

In Jersey the general picture across all agencies is that of fewer and fewer young people coming into contact with the criminal justice system.

Year	Number of Cases
2008	327
2009	344
2010	253
2011	179
2012	71

Year	Total Number of Individuals	Total Arrests
2008	370	630
2009	310	700
2010	260	500
2011	180	300
2012	150	220

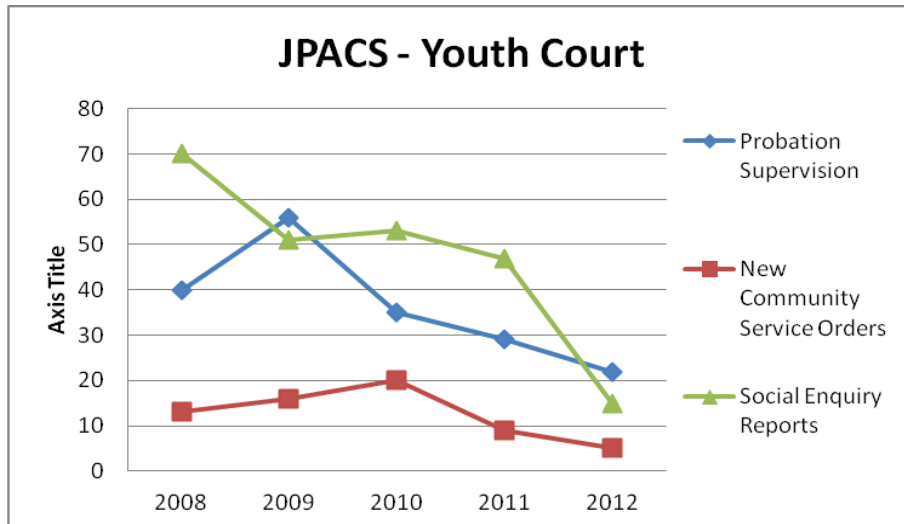
**Yes**

Jersey has many individuals; public, private and 3<sup>rd</sup> sector agencies; and faith groups working together to address the issues that cause offending and trying to prevent those that do from re-offending.

Year	Proportion (%)
2005	5.5%
2006	3.8%
2007	5.2%
2008	5.2%
2009	5.2%
2010	6.3%
2011	3.1%
2012	2.9%

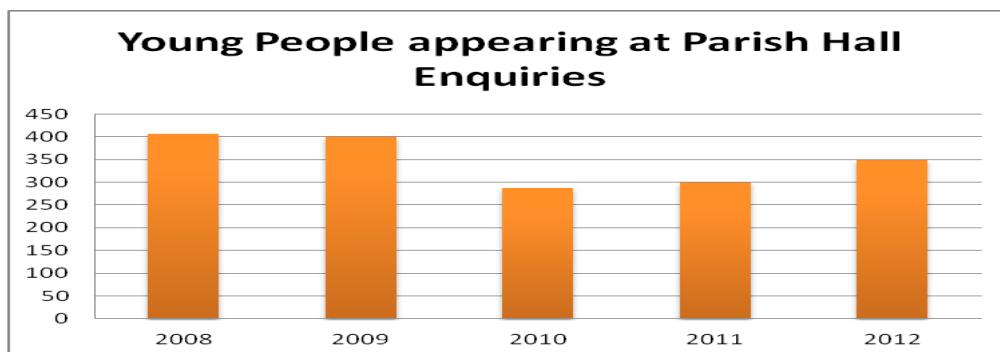
Yes

JPACS are also seeing very encouraging results. In 2012, there was a decrease in the overall number of Social Enquiry Reports (SER) for the Youth Court from 70 (2008) to 15 (2012), a decrease in new Probation Orders imposed in Youth Court between 2008 and 2012 from 40 to 22 and a 44% decrease in the number of Community Service Orders. Part of the reason for the fall in SERs may be as a result of the practice for the magistrates to ask the probation officer in court to give a verbal ('stand down') report where possible so the case can be dealt with on the first occasion if appropriate. Full SERs are reserved for the more complex cases.

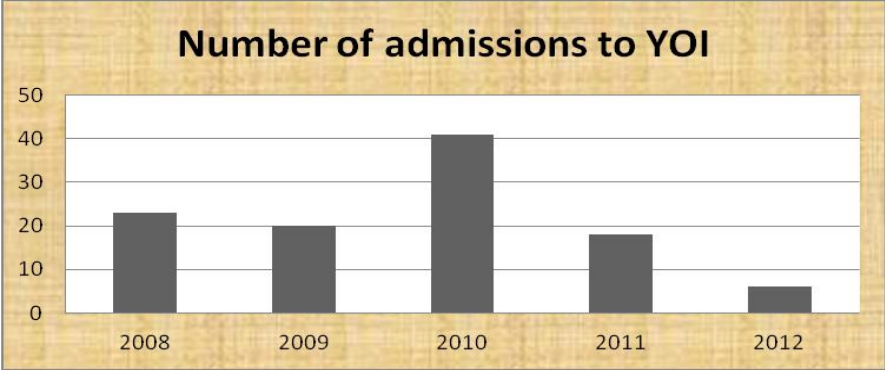


Yes

**Parish Halls** - The number of young people appearing at Parish Hall Enquiries has risen from the drop seen in the previous two years with a 17% increase on 2011, although numbers are still generally down on previous years. Part of the reason for this may be a change in Police practice around this time. Originally, more defendants were charged by a centener at the police station and warned for court. Now, all but serious offences go via Parish Hall :



- 206 (59%) of Parish Hall cases were first offenders, a slight increase on last year (55%).
- The main offence groups were road traffic (54%); public order (19%); larceny (8%); violence (5%) and malicious damage (5%).
- This compares to 56%, 21%, 18%, 6% and 5% respectively for 2011.
- 20 cases were sent from Parish Hall to Youth Court during 2012 (6 in 2011; 7 in 2010). 2 cases were also sent to Magistrate's Court.

<p><b>Yes</b></p>	<p>The <b>Young Offenders Institution at HMP la Moye</b> has also seen a reduction in the number of admissions from 23 in 2008 to 6 in 2012, with a peak in 2010.</p>  <table border="1"> <caption>Number of admissions to YOI</caption> <thead> <tr> <th>Year</th> <th>Number of Admissions</th> </tr> </thead> <tbody> <tr> <td>2008</td> <td>23</td> </tr> <tr> <td>2009</td> <td>20</td> </tr> <tr> <td>2010</td> <td>41</td> </tr> <tr> <td>2011</td> <td>18</td> </tr> <tr> <td>2012</td> <td>6</td> </tr> </tbody> </table>	Year	Number of Admissions	2008	23	2009	20	2010	41	2011	18	2012	6
Year	Number of Admissions												
2008	23												
2009	20												
2010	41												
2011	18												
2012	6												
<p><b>Yes</b></p>	<p>A project, run through the Children’s Service, enables children in need to access mainstream nursery provision in Jersey. During 2012, 19 children under the age of 3 were placed at nursery under the BaSS provision. The majority of children were placed on a part-time basis. Attending a mainstream nursery provision helps children with transition to their school; and therefore aids children to reach their full potential.</p> <ul style="list-style-type: none"> <li>• 4 children were on the Child Protection Register at the time of placement.</li> <li>• Support was given for one single parent to enable her to attend Drug &amp; Alcohol sessions; this had a positive effect for both her and her child.</li> </ul>												
<p><b>Yes</b></p>	<p>7815 students had input from PMNW, Jersey. This includes Crime and Safety Awareness days, Your Choice days, individual school sessions (which include internet/mobile safety and alcohol and drug awareness) and various community events.</p>												

**4) Involve and support parents and guardians:**

**Did we do it?**

<p><b>Yes</b></p>	<p>The Parenting Programme, which runs from The Bridge, continues to grow and work on promoting support for parents at all ages and stages of childhood up to 20+. Research shows that young people whose parents talk to them are less likely to become involved in risky behaviour. Feedback from the parents themselves shows they find the programme very helpful. In 2012,</p> <ul style="list-style-type: none"> <li>• 369 parents attended parenting courses</li> <li>• 356 parents and 420 children attended JELLY clubs</li> <li>• 28 parents attended course for separating/divorced parents</li> <li>• 116 families accessed therapeutic work and Family Problem Solving</li> <li>• 3 volunteers were in training to support parents</li> </ul> <p>There are now parent volunteers within several primary and secondary schools across the Island.</p>
-------------------	---

<p><b>Yes</b></p>	<p>The Universal Provisions Project provides children and young people who have been identified by the Children’s Service as ‘children in need’, with continued support and focus by engaging them in some form of mainstream activity or learning provision. The aim is to provide the individual with some positive focus and to support the family by providing respite and financial support in order to prevent crisis situations arising.</p> <p>Funding was granted for numerous activities and nursery holiday schemes:</p> <ul style="list-style-type: none"> <li>• One family of five children were supported throughout the year, thus enabling them to participate in activities that due to the family’s financial situation, they would be unable to access.</li> <li>• A number of children undertook activities that would either increase confidence and independence or would help to address boundary and behavioural issues.</li> <li>• Two young carers aged 7 and 13, were granted access to holiday activities thus enabling them to interact with children of their age groups.</li> </ul> <p>During 2012, 24 children aged between 5 and 17 were granted funding under the above provisions.</p>
-------------------	---

**5) Minimise the harm through support to victims:**

**Did we do it?**

<p><b>Yes</b></p>	<p>The Jersey Domestic Violence Forum (JDVF) in partnership with States agencies and the Safeguarding Board is reviewing and updating the Domestic Abuse Strategy.</p>												
<p><b>Ongoing</b></p>	<div data-bbox="363 1279 1321 1585" data-label="Figure"> <table border="1"> <caption>Incidents involving domestic violence victims who are assessed as being at a high or very high risk of further victimisation</caption> <thead> <tr> <th>Year</th> <th>Number of Incidents</th> </tr> </thead> <tbody> <tr> <td>2008</td> <td>130</td> </tr> <tr> <td>2009</td> <td>120</td> </tr> <tr> <td>2010</td> <td>95</td> </tr> <tr> <td>2011</td> <td>105</td> </tr> <tr> <td>2012</td> <td>110</td> </tr> </tbody> </table> </div> <p>Domestic Violence remains an issue for our community. In 2012, 11% of recorded crime was linked to domestic abuse and, throughout the year, SoJP attended 1,048 domestic incidents. Over half of all domestic incidents involved children and, again, over half also involved alcohol. Working with students and the community, SoJP designed a domestic violence campaign that was seen on television, the internet and social media. The SoJP 2012 Domestic Abuse and Violence campaign focused on the harm done to children living within an abusive relationship. The outcome was that during the Christmas campaign domestic abuse and violence referrals increased by a third.<sup>8</sup></p>	Year	Number of Incidents	2008	130	2009	120	2010	95	2011	105	2012	110
Year	Number of Incidents												
2008	130												
2009	120												
2010	95												
2011	105												
2012	110												

<sup>8</sup> States of Jersey Police Annual Performance Report, 2012

<b>Ongoing</b>	Overall, 53 of all the serious assaults or a third of the total were cases of domestic abuse between adults. This is up compared to the 42 such incidents recorded in 2011.																		
<b>Yes</b>	The most dangerous domestic violence perpetrators are managed through Jersey Multi-Agency Public Protection Arrangements (JMAPPA) system. Jersey has a range of staff trained and qualified to use various specialised assessment tools that have been developed including those for domestic violence, violence and sexual offenders.																		
<b>Yes</b>	<p>The <b>Domestic Abuse Perpetrators Programme (ADAPT)</b> for men run by the Jersey Domestic Violence Forum in partnership with Hampton Trust and Probation, has had 110 men starting the programme since its inception in 2007 with over 65% completing. <b>Analysis of the first 70 men though this programme indicates a success rate of 68% with no reported/recorded reoffending.</b></p> <p>The Adapt programme has grown in stature and has proven itself to be a key and professional player in the fight against domestic violence. The programme has been consistently running at full capacity over the last two years.</p> <p>Many men report that without the programme they would have reoffended and in many instances been sentenced to a term of imprisonment. The programmes effectiveness is helping many women and men to improve their quality of life.<sup>9</sup></p>																		
<b>Yes</b>	<p>Victim Support continues to support victims of crime and to do whatever is needed to help them through challenging times. A total of 1,975 contacts with clients and 162 face to face meetings were conducted last year.</p> <div data-bbox="363 1294 1091 1621" data-label="Figure"> <table border="1"> <caption>Number of victims accessing victim support 2005 - 2012</caption> <thead> <tr> <th>Year</th> <th>Number of victims</th> </tr> </thead> <tbody> <tr> <td>2005</td> <td>250</td> </tr> <tr> <td>2006</td> <td>300</td> </tr> <tr> <td>2007</td> <td>350</td> </tr> <tr> <td>2008</td> <td>300</td> </tr> <tr> <td>2009</td> <td>250</td> </tr> <tr> <td>2010</td> <td>200</td> </tr> <tr> <td>2011</td> <td>250</td> </tr> <tr> <td>2012</td> <td>250</td> </tr> </tbody> </table> </div> <p>VS also provide a Witness Service available to victims of both prosecution and defence and work closely with the Witness Care Unit at SoJP.</p>	Year	Number of victims	2005	250	2006	300	2007	350	2008	300	2009	250	2010	200	2011	250	2012	250
Year	Number of victims																		
2005	250																		
2006	300																		
2007	350																		
2008	300																		
2009	250																		
2010	200																		
2011	250																		
2012	250																		
<b>Yes</b>	The <b>Restorative Justice (RJ) Initiative</b> run through the Jersey Probation and After-Care Service (JPACS) in partnership with Parish Hall Enquiries continues to be very successful at bringing victims and offenders together and ensuring reparation.																		

<sup>9</sup> Report for Jersey Domestic Violence Forum , AGM 13th July 2012 ‘Adapt’ programme’



	<p>The RJ officer was involved with 61 clients across the spectrum of supervision types and pre-court sentencing (72 clients in 2011 - a 15% decrease) including:</p> <ul style="list-style-type: none"><li>• 3 RJ Conferences,</li><li>• 8 letters of apology and</li><li>• 14 face to face direct apologies</li></ul> <p>This year has seen an increase in the number of Bind Overs with RJ reflecting its use as an effective sentencing tool by the Magistrates.</p> <p>There have been a total of 60 other RJ Initiatives which include:</p> <ul style="list-style-type: none"><li>• making amends,</li><li>• school visits,</li><li>• 'effects upon victims and reparation' sessions,</li><li>• office and prison visits.</li></ul> <p>In 2012, the RJ officer began holding training sessions in conjunction with Guernsey Probation's RJ Coordinator and the Education Department. A paper is currently being drafted to the Head of Inclusions identifying an overall plan for the Island.</p>
--	---

## 6) Reduce Re-offending:

### Did we do it?

<p><b>Yes</b></p>	<p>For several years the JPACS has been using an accredited risk of re-offending tool that is linked to reconviction rates.</p> <div data-bbox="363 414 1342 880" data-label="Figure"> <table border="1"> <caption>Proportion of offenders supervised on probation orders who reduce their risk of re-offending</caption> <thead> <tr> <th>Year</th> <th>Proportion (%)</th> </tr> </thead> <tbody> <tr> <td>2005</td> <td>58.0%</td> </tr> <tr> <td>2006</td> <td>60.0%</td> </tr> <tr> <td>2007</td> <td>72.0%</td> </tr> <tr> <td>2008</td> <td>68.0%</td> </tr> <tr> <td>2009</td> <td>61.0%</td> </tr> <tr> <td>2010</td> <td>55.0%</td> </tr> <tr> <td>2011</td> <td>58.0%</td> </tr> <tr> <td>2012</td> <td>59.0%</td> </tr> </tbody> </table> </div> <p>The figure for those who reduce their risk of re-offending after being on probation is 59% for 2012. The majority of probation clients are therefore reducing their risk of re-offending by the end of their Probation Order.</p>	Year	Proportion (%)	2005	58.0%	2006	60.0%	2007	72.0%	2008	68.0%	2009	61.0%	2010	55.0%	2011	58.0%	2012	59.0%
Year	Proportion (%)																		
2005	58.0%																		
2006	60.0%																		
2007	72.0%																		
2008	68.0%																		
2009	61.0%																		
2010	55.0%																		
2011	58.0%																		
2012	59.0%																		
<p><b>Ongoing</b></p>	<p>JPACS in partnership with Highlands College run a Basic Skills programme for those on probation and in prison.</p> <ul style="list-style-type: none"> <li>• 13 clients received tutor support during 2012 with a total of 84 tutor sessions being delivered.</li> <li>• One client was successfully referred by her tutor on the 'Get Into Horses' course with the Princes Trust and went on to complete 11 weeks of the Princes Trust Team course.</li> <li>• In addition, 3 clients were referred to the Second Chance programme run by Highlands College.</li> <li>• 2 clients were referred to the Improve Your Skills evening classes in maths and English<sup>10</sup>.</li> </ul>																		
<p><b>Ongoing</b></p>	<p>JPACS aims to work with the prison to provide integrated sentence planning and supervision programmes for prisoners in order to reduce their risk of re-offending and increase their chance of successful rehabilitation. In 2012, 85% of prisoners' sentence plan contributions were provided within the timescale.</p>																		
<p><b>Ongoing</b></p>	<p>The majority of prisoners at HMP La Moye are involved in academic or vocational courses to attain qualifications with a view to helping them get a job when they are released. This work was recognised as excellent by a recent HMIP report, the highest assessment that could be awarded.</p>																		

<sup>10</sup> Jersey Probation and After Care Service, Annual Report for 2012 and Business Plan for 2013

**STRATEGIC PRIORITY 2. TO PROVIDE PEOPLE WITH OPPORTUNITIES TO DEVELOP THEIR POTENTIAL AS ACTIVE AND RESPONSIBLE MEMBERS OF SOCIETY.**

To do this we said we would:

**1) Invest in Personal, Social and Health Education and Information in Order to Promote Self-Esteem and Responsible, Healthy Citizens:**

Did we do it?

<b>Yes</b>	<p><b>The Move On Youth Project</b> (street based youth work and mobile youth work) is a well established project within the Jersey Youth Service which reaches out to young people on the streets of St Helier. It targets hard-to-reach young people who are vulnerable and potentially at risk. The project had around <b>3,597</b> contacts with young people in 2012 and has conversations which cover Health &amp; Well-being, being Safe &amp; Informed, Learning through Involvement, Community Engagement &amp; Awareness and Skills for the Future.</p>																		
<b>Yes</b>	<p><b>The Youth Enquiry Service (YES)</b> was created to support young people aged 14 to 25 with any issues affecting them. Young people can access the one-stop-shop which provides free, independent and confidential advice, information and counselling.</p> <p>Since YES opened in September 2008 they have registered 522 clients. 110 of these were registered new to YES in 2012. In 2012 they had 1728 visits compared to 1084 in 2010. Clients are visiting more than once which tells us they are happy with the service they receive.</p> <p>The 1-2-1 counselling service has had total of 345 referrals who have attended the counselling project 2317 times in 4 ½ years.</p> <div style="text-align: center;"> <table border="1" style="margin-left: auto; margin-right: auto;"> <caption>Number of Counselling Referrals and Appointments at YES (2008-2012)</caption> <thead> <tr> <th>Year</th> <th>Number of Counselling referrals to YES</th> <th>Number of counselling appointments at YES</th> </tr> </thead> <tbody> <tr> <td>2008</td> <td>~20</td> <td>~40</td> </tr> <tr> <td>2009</td> <td>~60</td> <td>~230</td> </tr> <tr> <td>2010</td> <td>~90</td> <td>~490</td> </tr> <tr> <td>2011</td> <td>~110</td> <td>~630</td> </tr> <tr> <td>2012</td> <td>~110</td> <td>~750</td> </tr> </tbody> </table> </div>	Year	Number of Counselling referrals to YES	Number of counselling appointments at YES	2008	~20	~40	2009	~60	~230	2010	~90	~490	2011	~110	~630	2012	~110	~750
Year	Number of Counselling referrals to YES	Number of counselling appointments at YES																	
2008	~20	~40																	
2009	~60	~230																	
2010	~90	~490																	
2011	~110	~630																	
2012	~110	~750																	

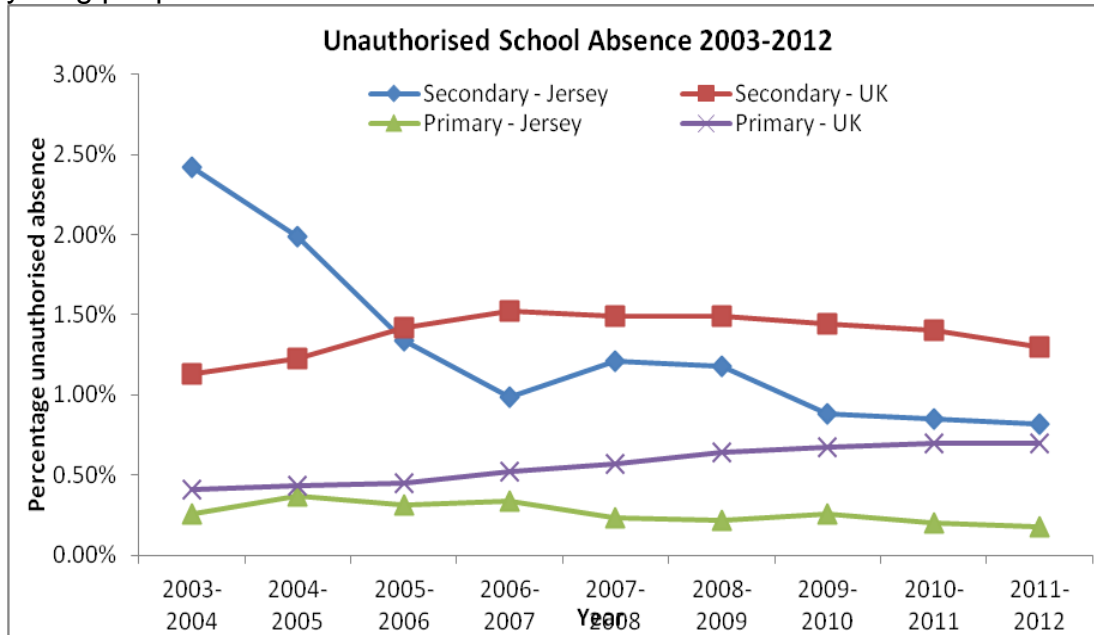
## 2) Provide an Integrated Approach to Tackling Social Exclusion:

### Did we do it?

Yes

Very often statistics like those shown here of **unauthorised school absences** provide a result, but do not adequately illustrate the hard work that has been going on in the schools and with their partners working with parents and young people.

It is well documented that there are extremely strong links between levels of absence at a school and levels of attainment, ASB and poor outcomes for young people.



This graph illustrates that there has been a dramatic downward trend in unauthorised absences in the last 8 years (03/04 – 11/12) in Jersey which compares very favourably with the UK

Yes

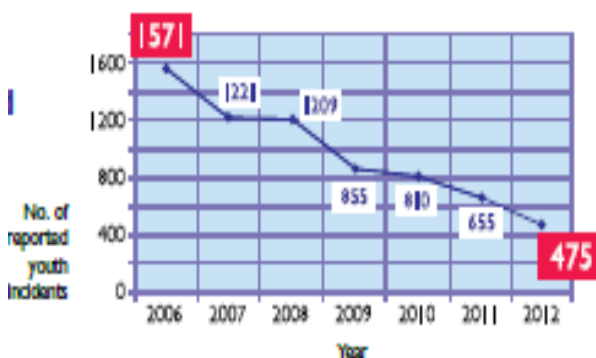
The Portuguese Offender Worker (POW) at the Jersey Probation and After-Care Service provides equal opportunities for the Portuguese community involved in the criminal justice system:

- The majority of clients supervised on a probation order in 2012 reduced their risk of reoffending.
- The POW attends court and Parish Hall Enquiries on a weekly basis

**3) To develop, provide and promote continuous opportunities for all members of the community, particularly those perceived to be at risk, to access healthy and interesting pursuits:**

**Did we do it?**

<p><b>Yes</b></p>	<p>The Community and Schools Sports Department (CSSD) ensures the young people of Jersey can be healthy, safe and reduce their potential involvement in crime and anti-social behaviour’ In 2012 the CSSD:</p> <ul style="list-style-type: none"> <li>• Used sport to improve the behaviour of identified pupils in schools</li> <li>• Assisted in reducing calls to police (regarding youths) for the sixth year in a row (see graph)</li> <li>• Increased the number of holiday sessions from 72 in 2011 to 99 in 2012</li> <li>• Made over 29,000 contacts with targeted young people and adults</li> <li>• Delivered 12 ‘Olympic themed’ sports festivals</li> <li>• Delivered one of the UK’s biggest golf festivals for the second year in a row</li> <li>• Co-ordinated 7 different sports in schools</li> <li>• Has over 700 ‘likes’ on Community Sports Jersey facebook page<sup>11</sup></li> </ul>
-------------------	---



<sup>11</sup> Community and School Sports Department Annual report, 2012

**STRATEGIC PRIORITY 3: REDUCE THE HARM CAUSED BY DRUGS, ALCOHOL AND SOLVENTS.**

To do this we said we would:

**1) Invest in children and young people in order to reduce the likelihood of future substance misuse:**

Did we do it?

<p><b>Yes</b></p>	<p>The Health Related Behaviour Questionnaire (HRBQ) questionnaire takes place every 4 years and was repeated in April/May 2010. The survey findings have provided a portrait of, and trends in, young people's attitudes and behaviours since 1996. The questionnaire is carried out in Year 6 in primary schools and in Years 8 and 10 in secondary schools.</p> <p>The Health Intelligence Unit is aiming to repeat this research in 2014.</p>																		
<p><b>Ongoing</b></p>	<p><b>The Arrest Referral Worker</b> at the Alcohol and Drug Service enables young problematic drug users to access treatment and support. It is quite common for those 25 and under presenting to the Service to be experimenting with, and experiencing problems with, more than one substance. The arrest referral initiative is designed to access people who come in to police custody and through the Parish Hall Enquiry and refer them for treatment before they come in to contact with the courts.</p> <p>As can be seen on the graph the numbers have been diminishing year-on-year since 2008. The number of problematic drug users under 25 accessing treatment and support has diminished from 155 in 2005 to 23 in 2012.</p> <div data-bbox="368 1487 1150 1935" data-label="Figure"> <table border="1"> <caption>Number of problematic drug users 25yrs and under accessing treatment and support</caption> <thead> <tr> <th>Year</th> <th>Number of users</th> </tr> </thead> <tbody> <tr> <td>2005</td> <td>155</td> </tr> <tr> <td>2006</td> <td>145</td> </tr> <tr> <td>2007</td> <td>110</td> </tr> <tr> <td>2008</td> <td>145</td> </tr> <tr> <td>2009</td> <td>125</td> </tr> <tr> <td>2010</td> <td>105</td> </tr> <tr> <td>2011</td> <td>45</td> </tr> <tr> <td>2012</td> <td>23</td> </tr> </tbody> </table> </div> <p>Due to sickness, this post has been inactive since the beginning of</p>	Year	Number of users	2005	155	2006	145	2007	110	2008	145	2009	125	2010	105	2011	45	2012	23
Year	Number of users																		
2005	155																		
2006	145																		
2007	110																		
2008	145																		
2009	125																		
2010	105																		
2011	45																		
2012	23																		

	<p>2011 and the ADS has been working towards a positive solution. An evaluation of the post has been conducted with a view to improving and revitalising the service for the future.</p>																												
<p><b>Ongoing</b></p>	<p>The Alcohol and Drug Service (ADS) is seeing a reduction in referrals from people aged 18 and under although this has a correlation with the loss of a counsellor's post which has meant that referrals from the center have gone to probation. The ADS also believe that the introduction of the Youth Enquiry Service at La Motte Street Youth Centre has meant that young people are using those services and the peripatetic counsellors there.</p> <div data-bbox="687 349 1415 853" data-label="Figure"> <table border="1"> <caption>People aged 18 and under referred to ADS</caption> <thead> <tr> <th>Year</th> <th>Aged 18</th> <th>Aged 17</th> <th>Aged 16/under</th> </tr> </thead> <tbody> <tr> <td>2007</td> <td>13</td> <td>5</td> <td>12</td> </tr> <tr> <td>2008</td> <td>27</td> <td>9</td> <td>16</td> </tr> <tr> <td>2009</td> <td>14</td> <td>12</td> <td>4</td> </tr> <tr> <td>2010</td> <td>7</td> <td>5</td> <td>5</td> </tr> <tr> <td>2011</td> <td>2</td> <td>4</td> <td>1</td> </tr> <tr> <td>2012</td> <td>4</td> <td>3</td> <td>1</td> </tr> </tbody> </table> </div>	Year	Aged 18	Aged 17	Aged 16/under	2007	13	5	12	2008	27	9	16	2009	14	12	4	2010	7	5	5	2011	2	4	1	2012	4	3	1
Year	Aged 18	Aged 17	Aged 16/under																										
2007	13	5	12																										
2008	27	9	16																										
2009	14	12	4																										
2010	7	5	5																										
2011	2	4	1																										
2012	4	3	1																										
<p><b>Yes</b></p>	<p><b>Substance misuse education for youths on Probation.</b> As a condition of a Probation Order all youths 18 and under are expected to attend at least one session with the Court Liaison Officer. The session or sessions aim to discuss current alcohol and drug use, what affect they have on the young person, especially in relation to health, relationships, school or employment and the law and look at what changes they feel they would be able to make to reduce the negative impact it may have had and how they could implement them.</p> <p>For many within the age group the drug of choice is alcohol and sessions will include education such as calculating units the effects of alcohol on the brain and rest of the body as well as the more behavioural effects. Drug use tends to be cannabis, although some of the "legal highs" have periods of popularity, they tend to be used less consistently, often due to availability, than alcohol.</p> <p><b>The percentage of youths on probation receiving substance misuse education remains at 100%.</b></p>																												
<p><b>Yes</b></p>	<p><b>Young Offenders at La Moye Prison</b> have access to a counsellor and also to the accredited programmes: JARVIS (Jersey Alcohol Related Violence Intervention Strategy) and ASRO-S (Alcohol and Substance Related Offending- Secure).</p>																												
<p><b>Yes</b></p>	<p>The <b>Start Thinking about Alcohol Risks Today (STAART)</b> alcohol delay programme has been delivered to 513 Yr 7 students and their families in three States secondary schools in 2012/13. Les Quennevais, Grainville and Le Rocquier. It is hoped to bring Haute Vallee on board during the 2013/14 academic year.</p>																												

	<p>For the purpose of evaluation, students are asked to complete a survey pre-intervention then repeat the survey one year later, when they are in Yr 8. Year 8 students from the initial school, who undertook the programme in 2012, are currently undertaking this process and results will be available within the next few months.</p> <p>Further evaluation will be undertaken based on the results of the Health Related Behaviour Questionnaire, undertaken by all Yr 6, 8 and 10 students in 2014.</p>
<b>Yes</b>	<p>The Health Promotion team have been working on giving support and advice to Silkworth Lodge who they have advised and supported in developing PSHE sessions.</p> <p>They are researching the evidence for using mobile apps as part of a harm reduction approach to young people's binge drinking and are currently developing the questions that go into the Health Related Behaviour Questionnaire covering alcohol, drugs.</p>
<b>Yes</b>	<p>The alcohol and substance misuse programmes run by PMNW deliver interactive group sessions for years 7- 13, which include the effect and consequences of taking illegal drugs and alcohol and driving whilst under the influence of alcohol and drugs.</p>



**2) Reduce the inappropriate consumption of psychoactive substances (including alcohol):**

**Did we do it?**

**Yes**

Alcohol consumption in Jersey has decreased over the last decade, from around 17 litres of pure alcohol per capita in 1999 to around 13 in 2011. This decrease is seen mainly in the consumption of beer and cider (a decrease of 1.5 litres of pure alcohol between 2000 and 2011). The volume of wine consumed has remained relatively more stable over this time period.

Year	Litres pure alcohol
1999	17.0
2000	16.0
2001	16.0
2002	15.0
2003	16.0
2004	14.0
2005	15.0
2006	15.0
2007	14.0
2008	14.0
2009	14.0
2010	13.0
2011	12.8

**Ongoing**

However we still consume high levels of alcohol compared to other countries.

Year	JERSEY	UK	France	Germany	Ireland	Canada	Sweden	Target
2000	16.0	10.5	14.0	10.5	14.0	7.5	6.5	9.0
2001	15.5	10.5	14.0	10.5	14.0	7.5	6.5	9.0
2002	15.0	10.5	14.0	10.5	14.0	7.5	6.5	9.0
2003	16.0	10.5	13.5	10.5	13.5	7.5	6.5	9.0
2004	14.5	11.0	13.0	10.5	13.0	7.5	6.5	9.0
2005	15.0	11.0	13.0	10.5	13.0	7.5	6.5	9.0
2006	14.5	10.5	13.0	10.5	13.0	7.5	6.5	9.0
2007	14.0	10.5	13.0	10.5	13.0	7.5	6.5	9.0
2008	13.5	10.5	12.5	10.5	12.5	7.5	6.5	9.0
2009	13.5	10.5	12.0	10.5	12.0	7.5	6.5	9.0
2010	13.0	10.5	12.0	10.5	12.0	7.5	6.5	9.0
2011	12.8	10.5	12.0	10.5	12.0	7.5	6.5	9.0

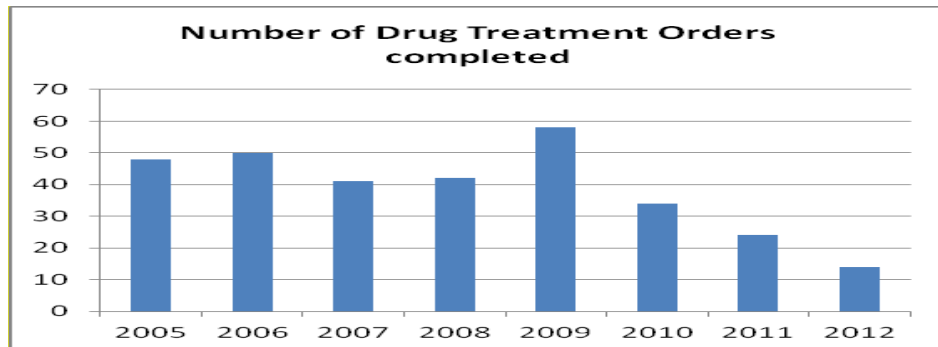
Source: OECD and Jersey Statistics Unit

**Ongoing**

The States of Jersey are still in the process of developing a revised Alcohol Strategy and Alcohol Licensing Policy.

**Yes**

The Court Liaison Officer plays a key role in helping to reduce the consumption of psychoactive substances. It is his job to see that those offenders sentenced to a Drug Treatment Order (DTO) comply with the terms of the order.



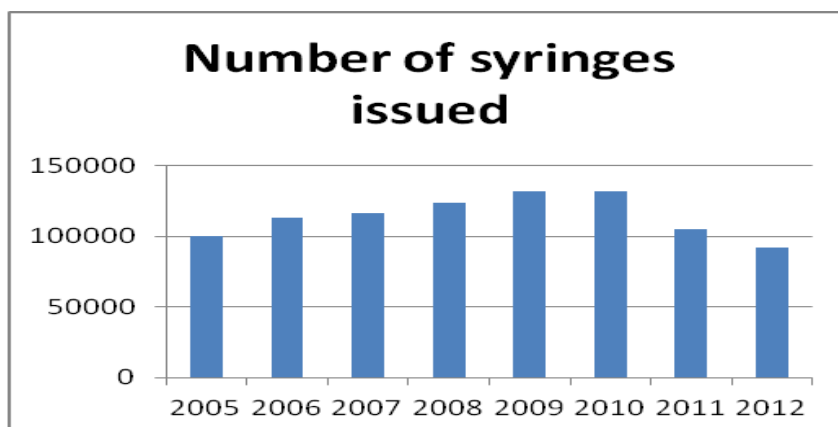
Since 2012 there has been a continued reduction in the amount of offenders completing DTOs. A likely reason for this is because of the practice of Probation Officers referring to the CLO for assessments in the course of writing Social Enquiry Reports where substance misuse is an issue. Similarly it is now common practice for Probation Orders to involve a close working relationship between the Probation Officer, client and Court Liaison Officer which can reduce the need for a formal Treatment Order in many cases.

### **3) Promote health-enhancing behaviours and reduce the harm caused by substance misuse:**

**Did we do it?**

**Maybe**

**Needle Exchange-** Sterile needles are issued to injecting drug users to reduce the harm that needle-sharing may cause, by reducing the risk of contaminated needles and therefore the transmission of infections like Hepatitis C and H.I.V.

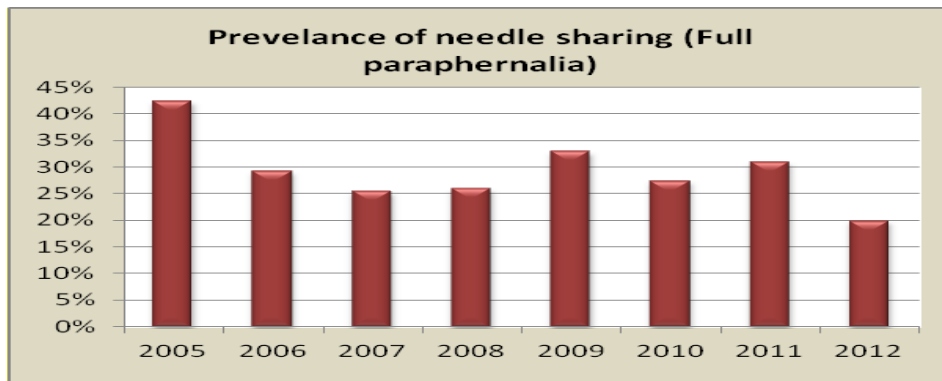


In 2005, 99,845 syringes were issued, whilst in 2010, a total 132,060 syringes were distributed. In 2012 the number dropped to 91,725. The reasons for this are not clear but correlate with the perceived reduction of heroin in the Island between 2011 and 2012, and more specifically with the fact that the Accident and Emergency Department at the hospital have

closed their needle exchange service during the day and only offer this service after 8pm. In the absence of recent research on the number of drug addicts in Jersey and the nature of substance misuse, it is difficult to be definitive although the ADS recognise that the reduction of heroin has led to many different substances being used.

**Yes**

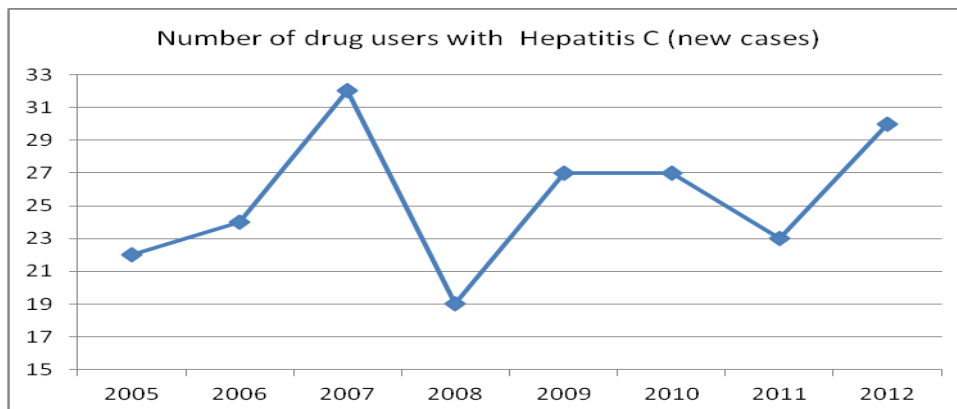
The needle exchange figures can be correlated with the prevalence of needle-sharing which is a 6 monthly calculation based on surveys of the addicts through the ADS.



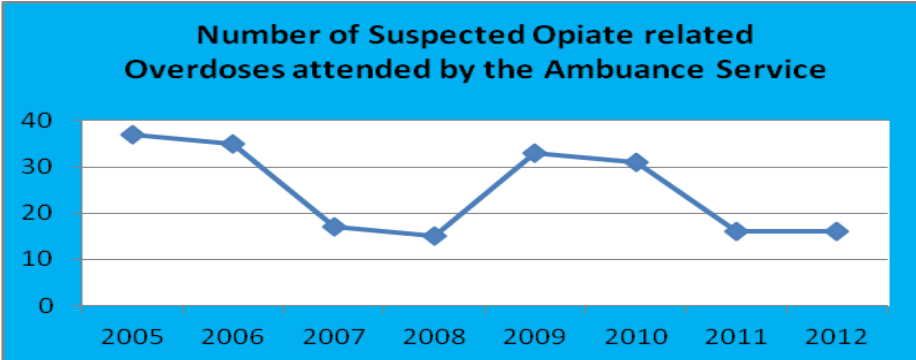
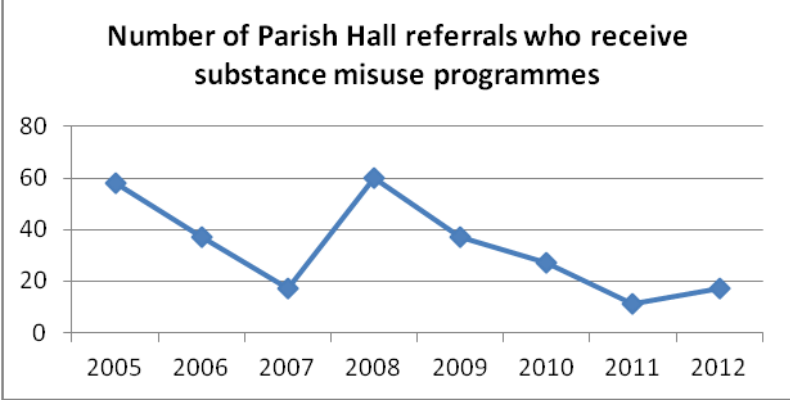
The prevalence of needle sharing has dropped from 91% in 2000 to 20% in 2012.

**Maybe**

The number of new cases of Hepatitis C in drug users has fluctuated slightly since 2005 (22) rising to 30 in 2012.

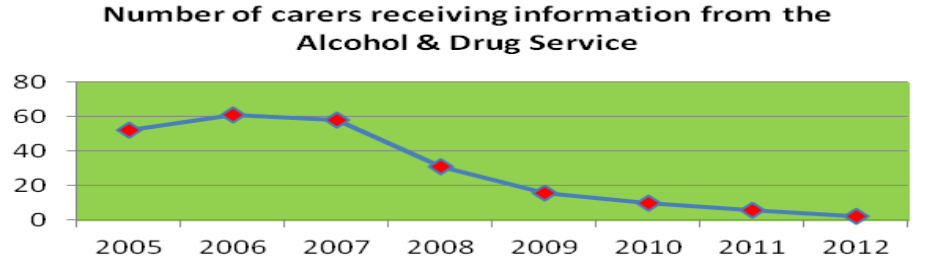


Hepatitis C is transmitted from one person to another through blood-to-blood contact. Current and past injecting drug users, those who have received blood products before 1986 and recipients of blood transfusions before 1991 are the highest risk groups; however, other areas of risk are through tattooing, body piercing, unprotected sex, mother to baby and needle stick injuries. It is not clear what has caused the fluctuation in numbers, it may be we are getting better at testing high risk people but it correlates with figures recently released in England where statutory notification by diagnostic laboratories have confirmed that new diagnoses of hepatitis C infection have risen by more than one-third to 10,873 cases in 2012.

<b>Yes</b>	<p>The number of suspected opiate-related overdoses (attended by the Ambulance Service) shows a decrease from 37 in 2005 to 16 in 2012</p>  <table border="1"> <caption>Number of Suspected Opiate related Overdoses attended by the Ambulance Service</caption> <thead> <tr> <th>Year</th> <th>Number of Overdoses</th> </tr> </thead> <tbody> <tr><td>2005</td><td>37</td></tr> <tr><td>2006</td><td>35</td></tr> <tr><td>2007</td><td>17</td></tr> <tr><td>2008</td><td>15</td></tr> <tr><td>2009</td><td>33</td></tr> <tr><td>2010</td><td>31</td></tr> <tr><td>2011</td><td>16</td></tr> <tr><td>2012</td><td>16</td></tr> </tbody> </table>	Year	Number of Overdoses	2005	37	2006	35	2007	17	2008	15	2009	33	2010	31	2011	16	2012	16
Year	Number of Overdoses																		
2005	37																		
2006	35																		
2007	17																		
2008	15																		
2009	33																		
2010	31																		
2011	16																		
2012	16																		
<b>Yes</b>	<p>The numbers of drug-related deaths are low (&lt;5), we average 2 heroin deaths a year.</p>																		
<b>Maybe</b>	 <table border="1"> <caption>Number of Parish Hall referrals who receive substance misuse programmes</caption> <thead> <tr> <th>Year</th> <th>Number of Referrals</th> </tr> </thead> <tbody> <tr><td>2005</td><td>58</td></tr> <tr><td>2006</td><td>38</td></tr> <tr><td>2007</td><td>18</td></tr> <tr><td>2008</td><td>60</td></tr> <tr><td>2009</td><td>38</td></tr> <tr><td>2010</td><td>28</td></tr> <tr><td>2011</td><td>11</td></tr> <tr><td>2012</td><td>18</td></tr> </tbody> </table> <p>The Arrest Referral Officer offers substance misuse programmes to those who have come into contact with the criminal justice system and also takes referrals from the Parish Hall. In 2011 only 11 referrals were made but that number increased slightly in 2012</p>	Year	Number of Referrals	2005	58	2006	38	2007	18	2008	60	2009	38	2010	28	2011	11	2012	18
Year	Number of Referrals																		
2005	58																		
2006	38																		
2007	18																		
2008	60																		
2009	38																		
2010	28																		
2011	11																		
2012	18																		

**4) Engage and inform parents and families about illegal drugs and alcohol:**

**Did we do it?**

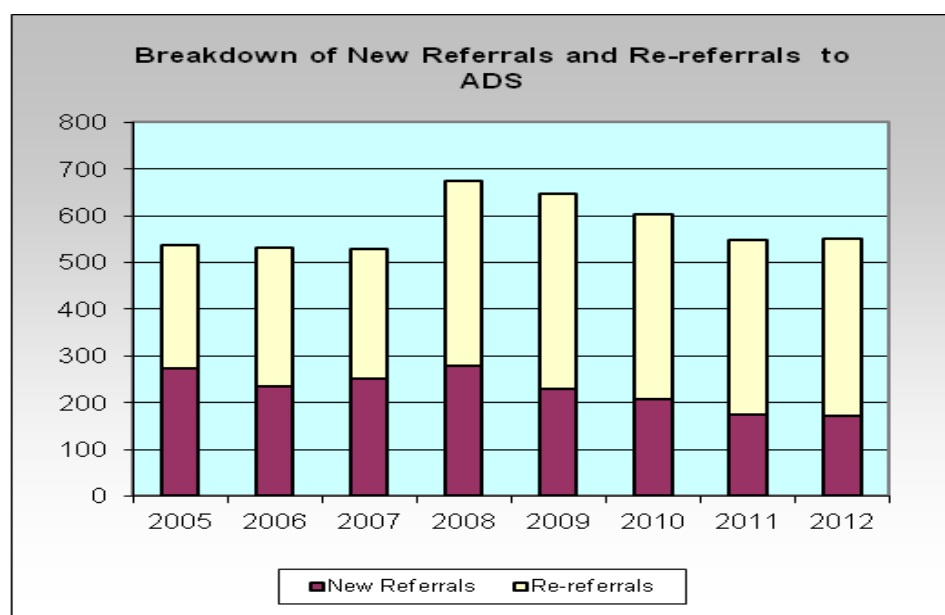
<b>Maybe</b>	 <table border="1"> <caption>Number of carers receiving information from the Alcohol &amp; Drug Service</caption> <thead> <tr> <th>Year</th> <th>Number of Carers</th> </tr> </thead> <tbody> <tr><td>2005</td><td>52</td></tr> <tr><td>2006</td><td>60</td></tr> <tr><td>2007</td><td>58</td></tr> <tr><td>2008</td><td>30</td></tr> <tr><td>2009</td><td>15</td></tr> <tr><td>2010</td><td>10</td></tr> <tr><td>2011</td><td>5</td></tr> <tr><td>2012</td><td>2</td></tr> </tbody> </table> <p>The number of carers recorded as receiving information from the ADS has decreased from 52 in 2005 to 2 in 2012. Since 2008, this activity has been picked up within the broader services available through the H&amp;SS Alcohol &amp; Drug Service with information being provided through direct contact, and often advice provided by telephone contact.</p>	Year	Number of Carers	2005	52	2006	60	2007	58	2008	30	2009	15	2010	10	2011	5	2012	2
Year	Number of Carers																		
2005	52																		
2006	60																		
2007	58																		
2008	30																		
2009	15																		
2010	10																		
2011	5																		
2012	2																		

<b>Yes</b>	HMP La Moye provides in partnership with Health and Social Services and Jersey Probation and After-Care Service, assessment, counselling and support through group work and individual therapies. It is an essential link in the process that can lead a prisoner struggling with substance misuse towards recovery.
<b>Yes</b>	Parenting programmes at The Bridge provide sessions about alcohol, drugs and sex as part of the course.

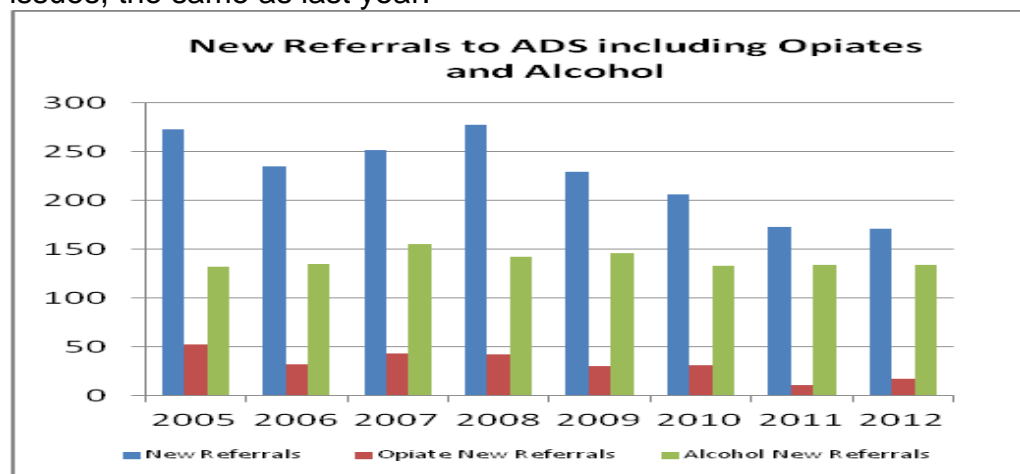
**5) Continually review evidence-based interventions in order to extend the range and availability of treatment opportunities for problematic drug users:**

**Did we do it?**

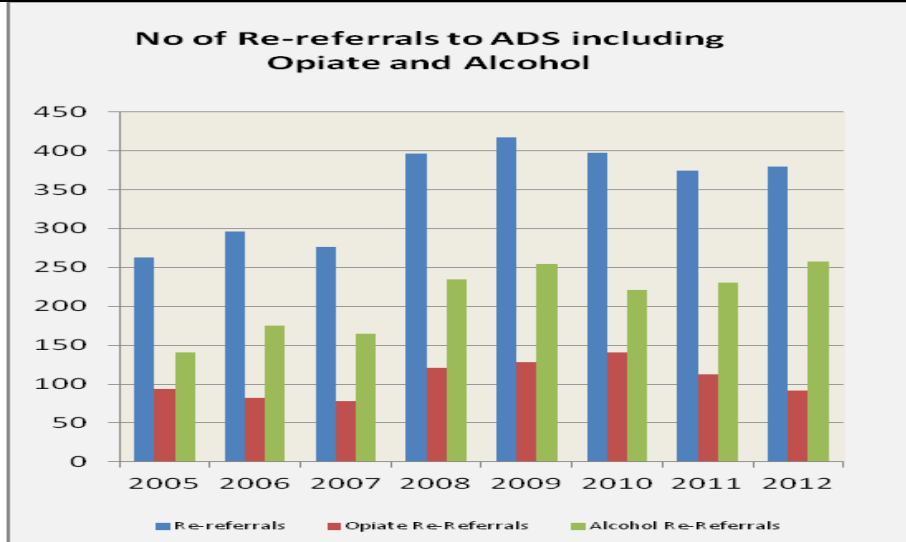
**Yes** In 2012 the Alcohol and Drug Service received 551 referrals, 171 were new referrals and 380 were re-referrals



**Yes** Of the new referrals, 17 were for opiate issues ( a significant reduction from 31 in 2010, but 6 more than in 2011) whilst 134 were for alcohol-related issues, the same as last year.



Yes



258 of the re-referrals were for alcohol, a rise from 234 in 2011 and the highest number since 2005 and 92 for opiates the lowest number since 2005.

Yes

Approximately 18 people per quarter started treatment with either Methadone or Subutex in 2012 and about ½ of those successfully completed the programme.

Yes



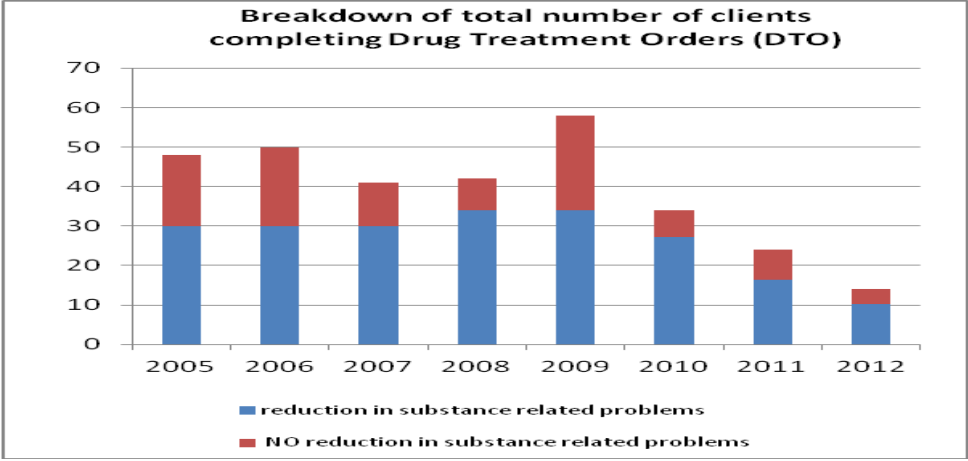
The Alcohol Liaison Nurse (ALN) role was specifically designed to identify and assess patients admitted to the General Hospital who are found to be drinking above the recommended weekly limit and to provide them with brief interventions and alcohol education.

In 2012 a total of 431 clients were seen [male =318 / female = 113 ]

165 of whom were assisted with the management of alcohol detoxification.

**6) Where appropriate, provide offenders within the criminal justice process with access to alternative and effective programmes:**

**Did we do it?**

<p><b>Yes</b></p>	<p>The statistics from the courts show that the Magistrates follow recommendations given by the CLO where possible and seem confident that the offender is appropriately supervised.</p>   <p>The percentage of clients completing their orders increased from 64.25% in 2005 to 93% in 2012.</p>
<p><b>Yes</b></p>	<p>The majority of offenders get through their orders with a resultant improvement in their CHRISTO (Social skills, health, attendance, attitude, and drug/alcohol use) score.</p> 
<p><b>Yes</b></p>	<p>This means that the Drug Treatment Orders are effective, in the majority of cases, in reducing substance related problems.</p>

## 7) Ensure drug trafficking laws are rigorously and effectively enforced:

### Did we do it?

<b>Yes</b>	The Jersey Customs and Immigration Service (JCIS) and the States of Jersey Police (SoJP) investigate offences involving all types of controlled drugs, but with a particular emphasis on Class A drugs as these are judged to pose the biggest risk to the people of the Island.
<b>Yes</b>	In 2012 levels of recorded drug offences by SoJP fell by 8% to 205 instances. <sup>12</sup> The offences included the possession, supply, importation and manufacture of illegal substances.
<b>Yes</b>	The JCIS charged 37 people with 38 offences during 2012. 8 received custodial sentences totalling 17 years which is a significant decrease on 2011 and reflects the drop in commercial Class A seizures, although 2012 saw one of the largest ever seizures of commercial cannabis.
<b>Yes</b>	Overall drug seizures by JCIS in 2012 increased by 63% compared to 2011. This increase can be attributed to a sharp rise in seizures at the Post Office, mostly involving new synthetic drugs suggesting an emerging and potentially dangerous trend. <sup>13</sup>
<b>Yes</b>	Both JCIS and the SoJP continue to target the principals behind drug Importation/supply syndicates, with a particular emphasis on Class A drugs.
<b>Yes</b>	Drugs with a street value of £3,847,875 were seized in 2012 by the SoJP and JCIS. Unlike 2011 when about 80% of the sum seized related to heroin and cocaine seizures, in 2012 the majority of the total was for cannabis, subutex, heroin and mephadrone.

---

<sup>12</sup> State of Jersey Police, Annual Report 2012

<sup>13</sup> Jersey Customs and Immigration, Annual Report, 2012



## **Policy Development Activity in 2013**

The present Building a Safer Society community safety strategy is designed to last for 5 years from 2010 to 2015. It is therefore due for review before the end of 2014.

The review process has commenced with an independent evaluation aimed at assessing:

What worked and why?

What didn't work and why?

What are the future challenges any new community safety strategy will need to address?

The results from this review will form the basis of a programme of engagement to gauge whether there is a need for a new strategy and, if so, what form it should take.

In the first half of 2013, the Home Affairs Department was asked to lead on research into the reduction of youth offending being experienced in the Island. A report was presented to the Children's Policy Group in July entitled "Youth Offending in Jersey" which recognised and celebrated the good practice that is occurring Island-wide and acknowledged the real reduction in youth offending being experienced by the Island as evidenced by statistics from the courts, the States of Jersey Police, the Jersey Probation and After-Care Service, HMP La Moye and Greenfields. The report recognised the contribution that the strategy had made to this reduction and the results will also contribute to the body of knowledge which will be used to inform any future community safety strategy.

The findings, however, indicated that this welcome reduction is being experienced in other jurisdictions, not just in Jersey. On further investigation, the evidence from both the Island and other places pointed to the advent of internet usage as a link. Consequently, we have recognised that there are potential concerns arising with regard to safeguarding children and vulnerable adults, the changing nature of crime, crimes committed on-line, the collection of reliable data about internet crimes and the laws that we have to deal with this.

The Children's Policy Group has asked that the issues raised by the report are taken forward and we will be making progress reports periodically.

In 2013, the process will also begin to look at the need for a renewed emphasis on, and knowledge of, substance misuse in the island. The last report on the use of illegal drugs and alcohol in Jersey was conducted in 2001 by Imperial College and the results from that report helped to inform the present substance misuse objectives of the BaSS strategy.

Whilst knowledge about alcohol consumption and its effects in the Island has grown, the nature of illegal substance misuse means that an independent research report is necessary to gauge the nature and extent of its use in the Island. The Alcohol and Drug Service will lead on this.

The BaSS strategy will continue to work with and support the development of a Domestic Violence Strategy and, to this end, will aim to work closely with the Jersey Domestic Violence Forum, the Independent Safeguarding Board and other interested parties.

The Safer St. Helier Community Partnership, with support from BaSS, has piloted and implemented the Q-Safe taxi marshal scheme successfully. As an example of a community engagement initiative, it has proved extremely successful and BaSS will continue to support this partnership with the community, businesses and various States departments during 2013.

## **Executive Support:**

In 2011, as part of the Comprehensive Spending Review savings, executive support for BaSS reduced from 2.0 FTE to an Executive Officer at 0.5 FTE i.e., half-time. This post is now the sole officer support for community safety work. This is an important point to bear in mind as we move forward into what many believe will be a period of greater emphasis on Social Policy. The Department will need to monitor carefully emerging tasks against the resources available and prioritise accordingly.

## **Budget:**

Funding for Building a Safer Society is provided through revenue budgets of the Home Affairs Department and the Health and Social Services Department

In 2010, an amount of £500,000 was included in the 2010 States Annual Business Plan for the BaSS initiatives split between Home Affairs (£125,000) and Health and Social Services (£375,000). This compares to £534,350 funded from the DTCF in 2009.

As part of the 2011 – 2013 CSR process, BaSS funding was considered on the same basis as all Home Affairs funding and was not ring fenced. Savings of £15,000 for 2011 and £46,000 for 2012 were agreed from BaSS initiatives.

The amount provided for BaSS within the Home Affairs original budget for 2010 – 2012 is as follows:

2010	£444,900
2011	£439,700
2012	£394,800

The amount provided for BaSS through H&SS original budget for 2010 – 2012 is as follows:

2010	£498,417
2011	£510,312
2012	£482,312

The total revenue budget allocated to the BaSS strategy and its various initiatives in 2012 is £877,112.

## Budget 2012

<b>Initiative</b>	<b>Service</b>	<b>Budget Holder</b>	<b>2012</b>
Restorative Justice	Probation	Home Affairs	£27,800
Portuguese Offender Worker	Probation	Home Affairs	£25,388
Basic Skills Project	Probation	Home Affairs	£7,187
Victim Support	Victim Support (Jersey)	Home Affairs	£30,000
Executive Support*	Home Affairs Exec	Home Affairs	£41,260
Mainstream Nurseries	Children's Service	Home Affairs	£24,220
Daycare Support	Children's Service	Home Affairs	£35,268
Positive Futures	Education, Sport & Culture	Home Affairs	£61,128
Domestic Violence Programme	Jersey Domestic Violence Forum	Home Affairs	£33,420
Prison Me No Way	PMNW	Home Affairs	£35,000
Prison Drug Education	Prison	Home Affairs	£20,000
Court Liaison Officer	Alcohol & Drug Service & Probation	Home Affairs	£54,129
		<b>Total</b>	<b><u>£394,800</u></b>
Specialist Alcohol Worker	Alcohol & Drug Service	Health & Social Services	£53,120
Youth Counselling Project (YES)	Youth Service	Health & Social Services	£24,040
Detached Youth Worker	Youth Service	Health & Social Services	£54,610
Health Promotion Officer (Drugs)	Health Promotion	Health & Social Services	£65,600
Arrest Referral Worker	Alcohol & Drug Service	Health & Social Services	£49,310
Methadone Programme	Alcohol & Drug Service	Health & Social Services	£235,632
		<b>Total</b>	<b><u>£482,312</u></b>