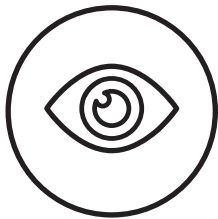





## Pollution Prevention Plan

Identify potential Sources of Pollution around your school  
and complete the Pollution Prevention Plan



Watch the **Pollution Prevention Plan animation** before you embark on this activity.

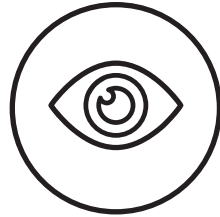


Familiarise yourself with the **4 Steps of Pollution Prevention**



Walk around your school and complete the **Pollution Prevention Plan**

# 4 Steps of Pollution Prevention



## Step 1: Identify

Identify possible pollutants at your school and locate the surface water drains



## Step 2: Handle With Care

Substances must be handled with care and stored correctly. Do not touch polluting substances, ask an adult to help you.



## Step 3: Dispose Appropriately

Polluting substances should be disposed of appropriately. Discover how your school disposes of the pollutants you found.



## Step 4: Be Prepared

Be prepared for a pollution emergency – what plan does your school have in place?

Section	Actions	Actions taken	By when	Who will be responsible
<b>Site drainage</b>	<p>Locate surface water drains so they can be protected from pollutants: using a map of your school, walk around identifying and marking on the map the surface water drains.</p>			
<b>Pollutants</b>	<p>Discover what polluting substances is used at your school and make a list.</p> <p>You could always ask your school caretaker to help you!</p>			
<b>Storage and handling</b>	<p>Using your list of pollutants, discover how they should be handled and stored to minimise pollution and human harm.</p> <p>If you come across a polluting substance do not touch it, ask an adult for help.</p>			

Section	Actions	Actions taken	By when	Who will be responsible
<p><b>Waste Management</b></p>	<p>Find out how waste products are stored and disposed of at your school.</p> <p>Carry out a waste minimisation review and consider methods to reduce, reuse and recycle materials at your school.</p>			
<p><b>Emergency response</b></p>	<p>Develop an emergency response plan for the polluting substances found at your school.</p> <p>Make other pupils and staff at your school aware of water pollution and how to prevent it by presenting at an assembly.</p>			