

Week 10




The Department of the Environment collects seawater samples on a weekly basis during the bathing water season. This is to measure bacterial levels in line with the 2006 Bathing Water Directive.

Bathing Water	Sampling date	<i>Escherichia coli</i> cfu/100ml	Intestinal enterococci cfu/100ml	Quality
Bouley Bay	17 July 2018	140	853	—
Greve de Lecq	17 July 2018	10	11	★★★★
Plemont	17 July 2018	<10	<3	★★★★
Watersplash	17 July 2018	<10	<3	★★★★
Le Braye	17 July 2018	70	6	★★★★
Beauport	17 July 2018	<10	14	★★★★
St Brelade's Bay	17 July 2018	20	57	★★★★
La Haule	17 July 2018	18	17	★★★★
Victoria Pool	17 July 2018	130	69	★★★★
Grouville Bay	17 July 2018	20	71	★★★★

cfu (colony forming units)

< (is less than the given value)

The above ratings are a weekly snapshot of bathing water quality, however, the full classification is calculated annually for each bathing water site, based on all of the samples from the previous four years.

	<p>Excellent Water Quality: Indicates this sample meets the following standard: less than or equal to 250 <i>Escherichia coli</i> per 100ml; less than or equal to 100 Intestinal enterococci per 100ml</p>
	<p>Good Water Quality: Indicates this sample meets the following standard: less than or equal to 500 <i>Escherichia coli</i> per 100ml; less than or equal to 200 Intestinal enterococci per 100ml</p>
	<p>Poor Water Quality: Values are above 500 <i>Escherichia coli</i> per 100ml and above 200 Intestinal enterococci per 100ml</p>

The bathing water profiles can be found at www.gov.je/seawater