

Week 8




The Department of the Environment collects seawater samples on a weekly basis during the bathing water season. This is to measure bacterial levels in line with the 2006 Bathing Water Directive.

Bathing Water	Sampling date	<i>Escherichia coli</i> cfu/100ml	Intestinal enterococci cfu/100ml	Quality
Bouley Bay	03 July 2018	20	148	★ ★
Greve de Lecq	03 July 2018	40	6	★ ★ ★
Plemont	03 July 2018	<10	<3	★ ★ ★
Watersplash	03 July 2018	10	<3	★ ★ ★
Le Braye	03 July 2018	<10	3	★ ★ ★
Beauport	03 July 2018	55	14	★ ★ ★
St Brelade's Bay	03 July 2018	110	189	★ ★
La Haule	03 July 2018	100	206	—
Victoria Pool	03 July 2018	80	151	★ ★
Grouville Bay	03 July 2018	20	463	—

cfu (colony forming units)

< (is less than the given value)

The above ratings are a weekly snapshot of bathing water quality, however, the full classification is calculated annually for each bathing water site, based on all of the samples from the previous four years.

	Excellent Water Quality: Indicates this sample meets the following standard: less than or equal to 250 <i>Escherichia coli</i> per 100ml; less than or equal to 100 Intestinal enterococci per 100ml
	Good Water Quality: Indicates this sample meets the following standard: less than or equal to 500 <i>Escherichia coli</i> per 100ml; less than or equal to 200 Intestinal enterococci per 100ml
	Poor Water Quality: Values are above 500 <i>Escherichia coli</i> per 100ml and above 200 Intestinal enterococci per 100ml

The bathing water profiles can be found at www.gov.je/seawater