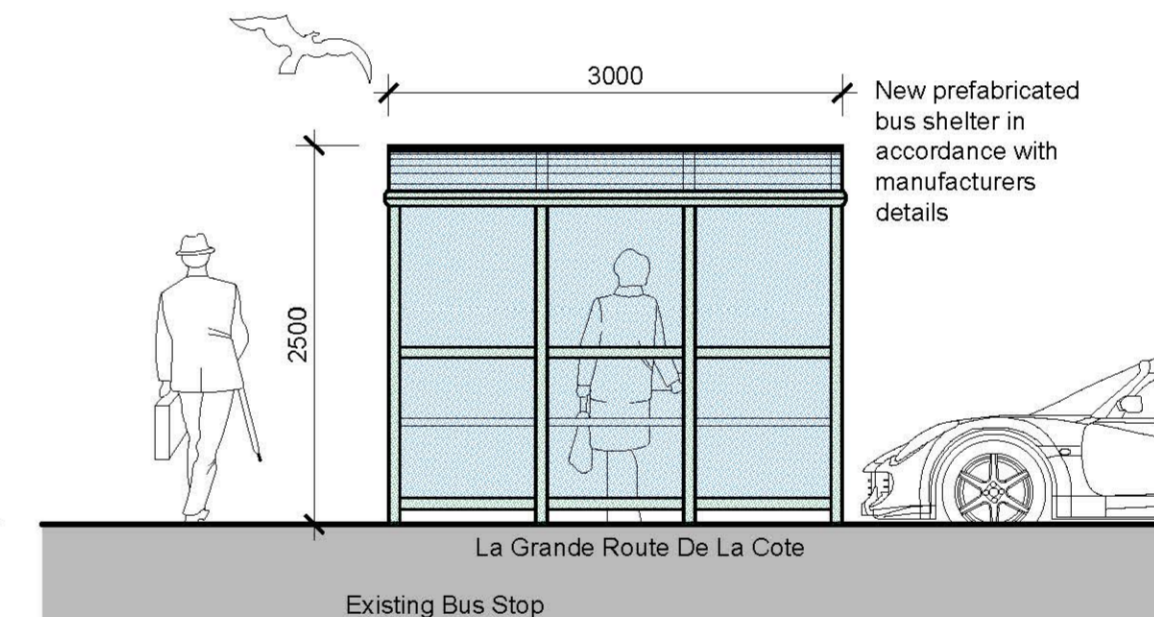
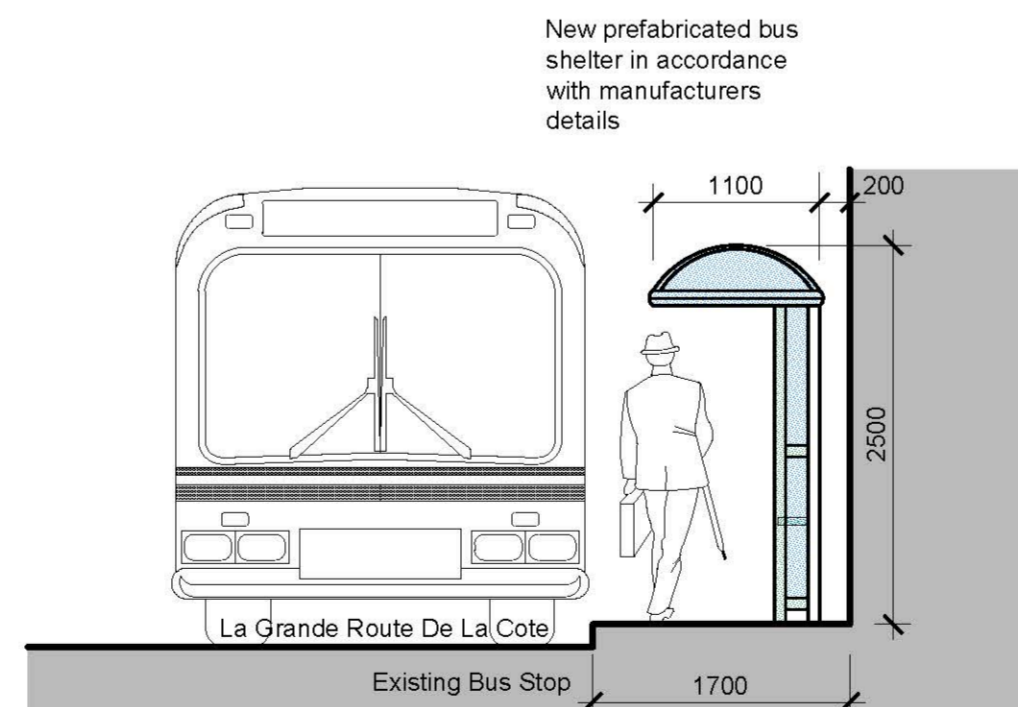


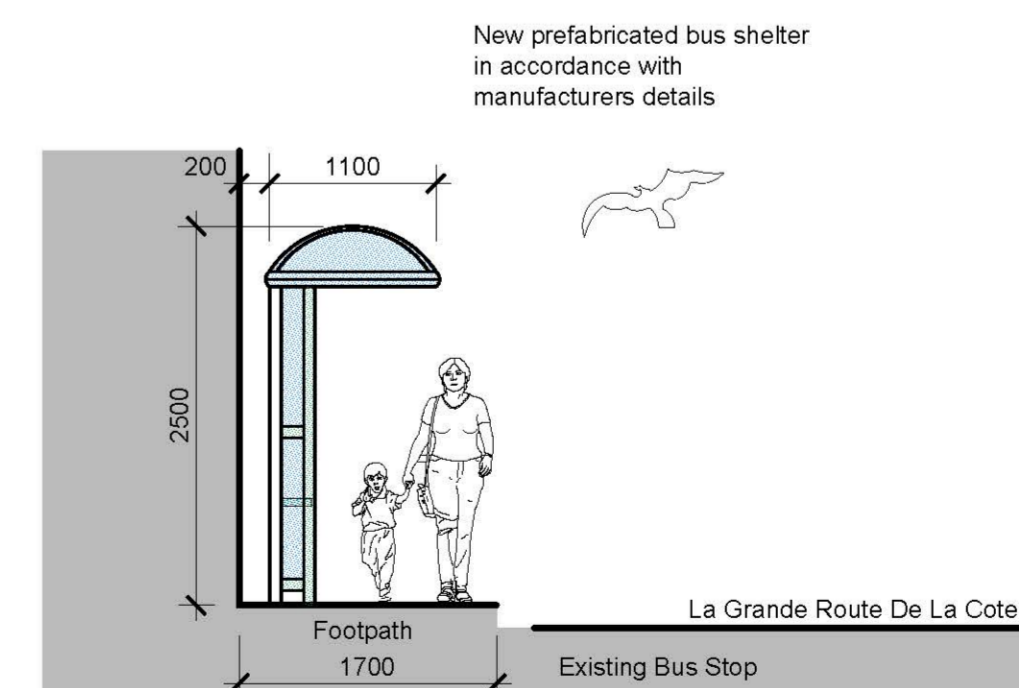
East Elevation



West Elevation



North Elevation



South Elevation

All dimensions are to be checked on site before the commencement of any works including the order of materials. Any discrepancies are to be reported to the Architect. Do not scale from this drawing. Unless the title 'Contract' or 'Working' has been added to these drawings then these drawings are not for site use and we will accept no responsibility for errors or omissions, the drawing will also not be adjusted to include for SER requirements. This drawing is design copyright © Andrew Harvey Architects Ltd. Digimap Licence Number J48. Portions of this drawing may include intellectual property of the States of Jersey and are herein used by permission.

Rev:	Date:	Revision Note:
------	-------	----------------



3 Bay Cantilevered Bus Shelter
Specification:

Description:
Domed Roof/3 Bay Cantilevered / Open Front / Glazed Rear / Small End Panels Both Sides

Dimensions:
1100mm Wide x 3000mm Long x 2500mm High

Seating:
Perch Seating Length of Shelter/ 700mm from Ground Level

Glazing:
Roof - Bronze Tinted Polycarbonate

Colour:
Dark Green framing

client
States of Jersey
Department For Infrastructure

project title
New Bus Shelter at
Stop No. 2834
La Grande Route De La Cote
West Bound
St. Clement

drawing title
Layout Plan, Elevations,
Site Plan &
Photos

Consultation

scale(s): 1:50 / 1:100	date: March 2017	drawn: R.S	checked:
---------------------------	---------------------	---------------	----------

Andrew Harvey Architects
1st Floor, Beresford House, Bellozanne Road,
St. Helier, Jersey, JE2 3JW

telephone: 01534 869291 mobile: 07797 740530
facsimile: 01534 869293 enquiries@aaha.co.je

drawing number: 1204 / 05 / 01	revision
--	----------