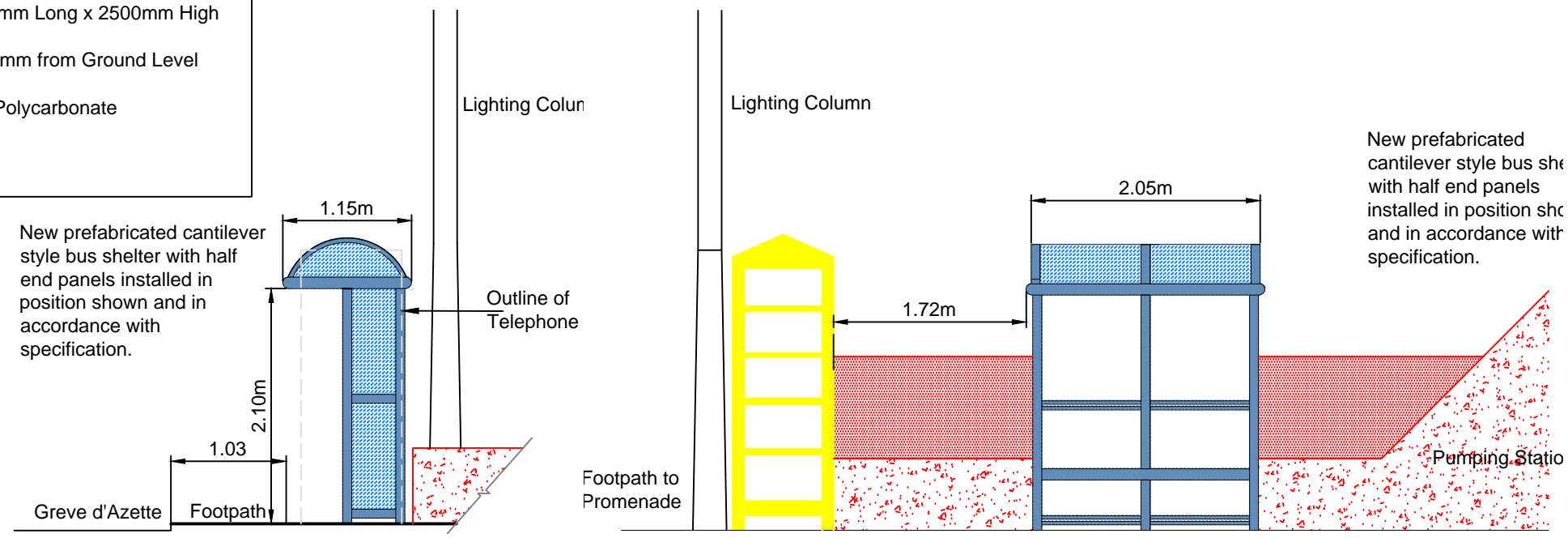


2 Bay Bus Shelter
Description:
 Dome Roof/2 Bay Cantilever with Half End Panels
Dimensions:
 1030mm Wide x 2140mm Long x 2500mm High
Seating:
 Length of Shelter/ 700mm from Ground Level
Glazing:
 Roof - Bronze Tinted Polycarbonate
 Sides - 6mm TSG
Colour:
 Gray framing



New prefabricated cantilever style bus she with half end panels installed in position shc and in accordance with specification.




Photo 1 - Looking South from Beach Road towards proposed site


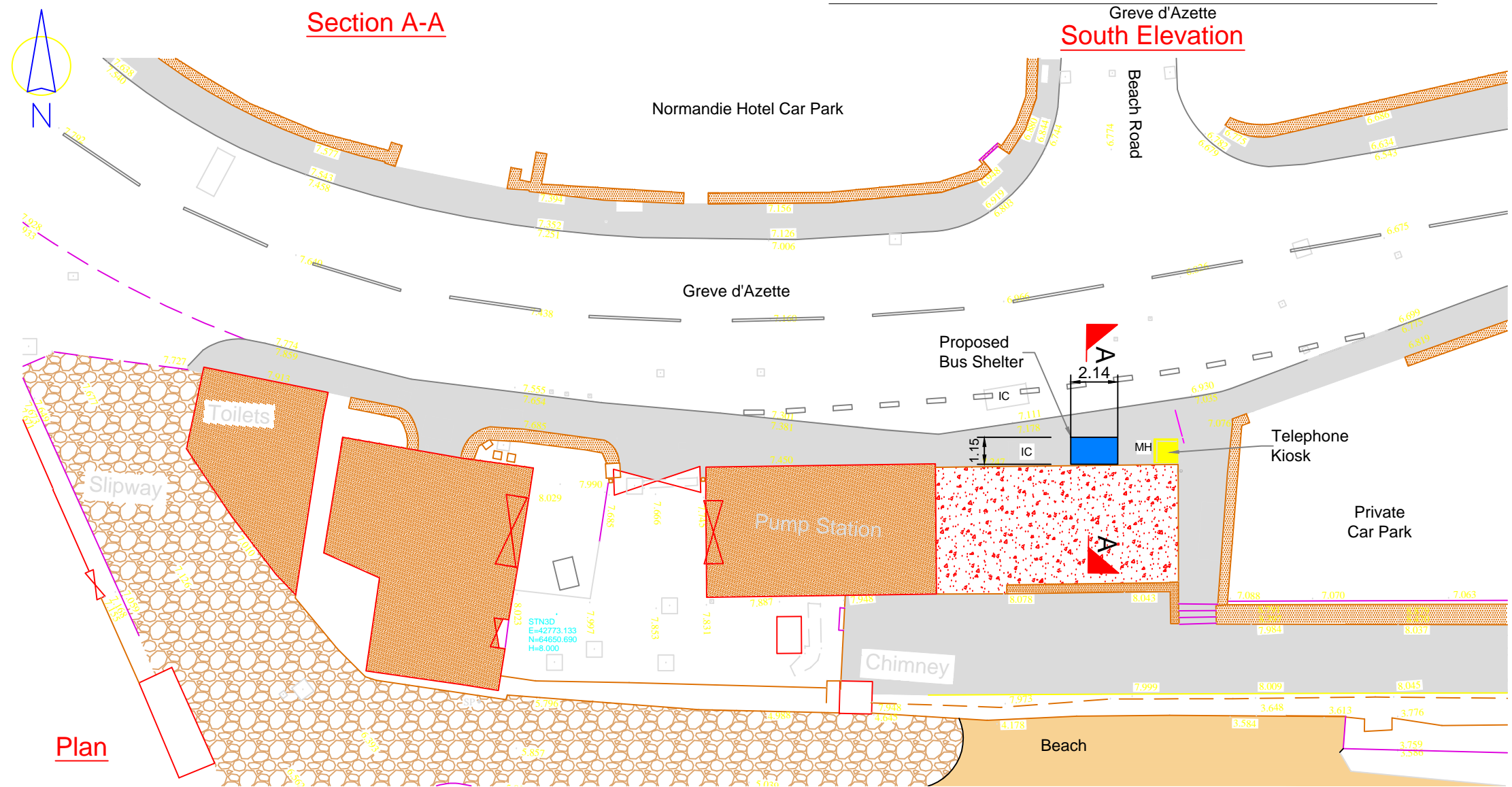


Photo 2 - Looking West along Greve d'Azette



Rev.	Date	Details

Transport and Technical Services **States of Jersey**
 Highways and Infrastructure Section
 P.O. Box 412, States Offices, South Hill, St Helier, Jersey. JE4 8UY
 Tel: +44 (0)1534 445509 website: www.gov.je
 Fax: +44 (0)1534 445529 email: TTS@gov.je

Project
 Proposed New Bus Shelter at Dicz Slipway Greve D'Azette St Saviour

Title
 Layout Plan, Elevations and Photos

Drawn by: JT	Checked by: RC
Scale: 1:100, 1:25	Date: June 2013

Drawing No. 2013/04 Revision P2