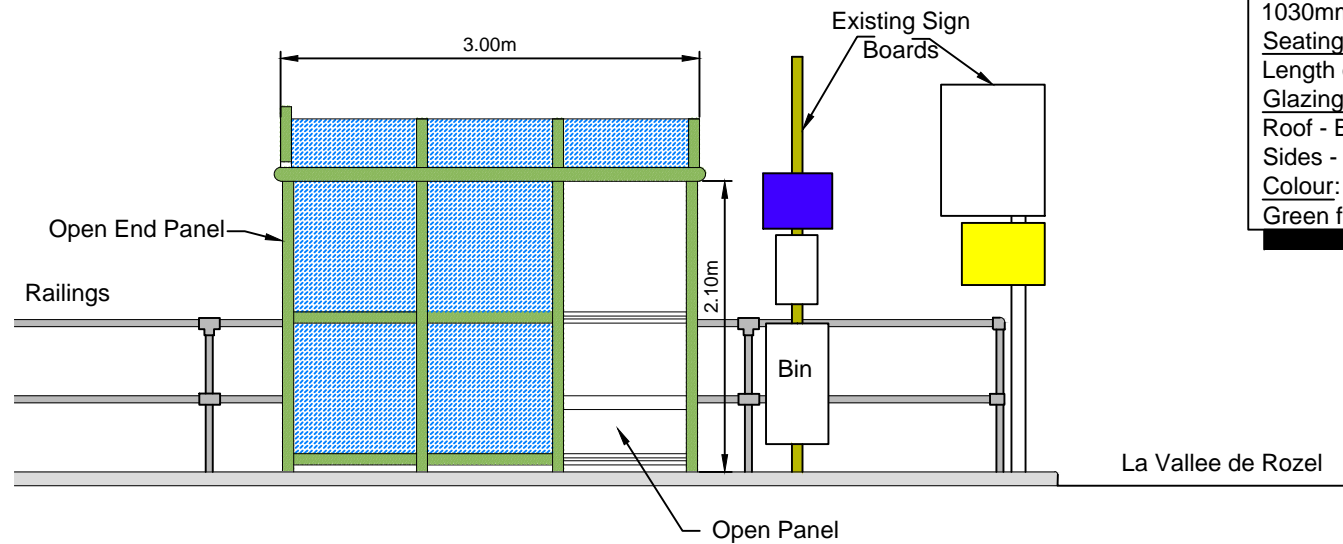
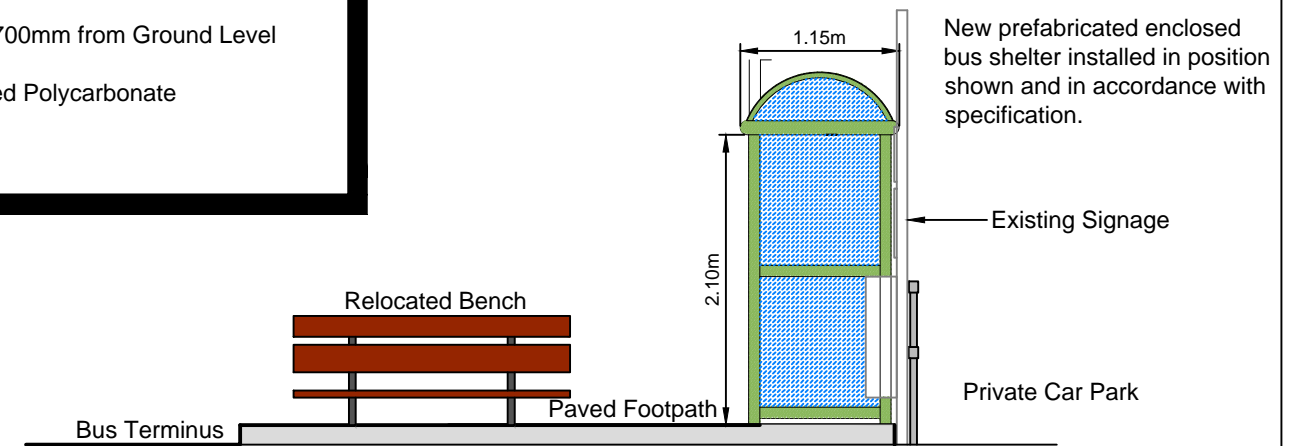


3 Bay Bus Shelter
Specification
Description:
 Dome Roof/3 Bay Enclosed with one open front panel and one open side panel
Dimensions:
 1030mm Wide x 3120mm Long x 2500mm High
Seating:
 Length of Shelter/ 700mm from Ground Level
Glazing:
 Roof - Bronze Tinted Polycarbonate
 Sides - 6mm TSG
Colour:
 Green framing

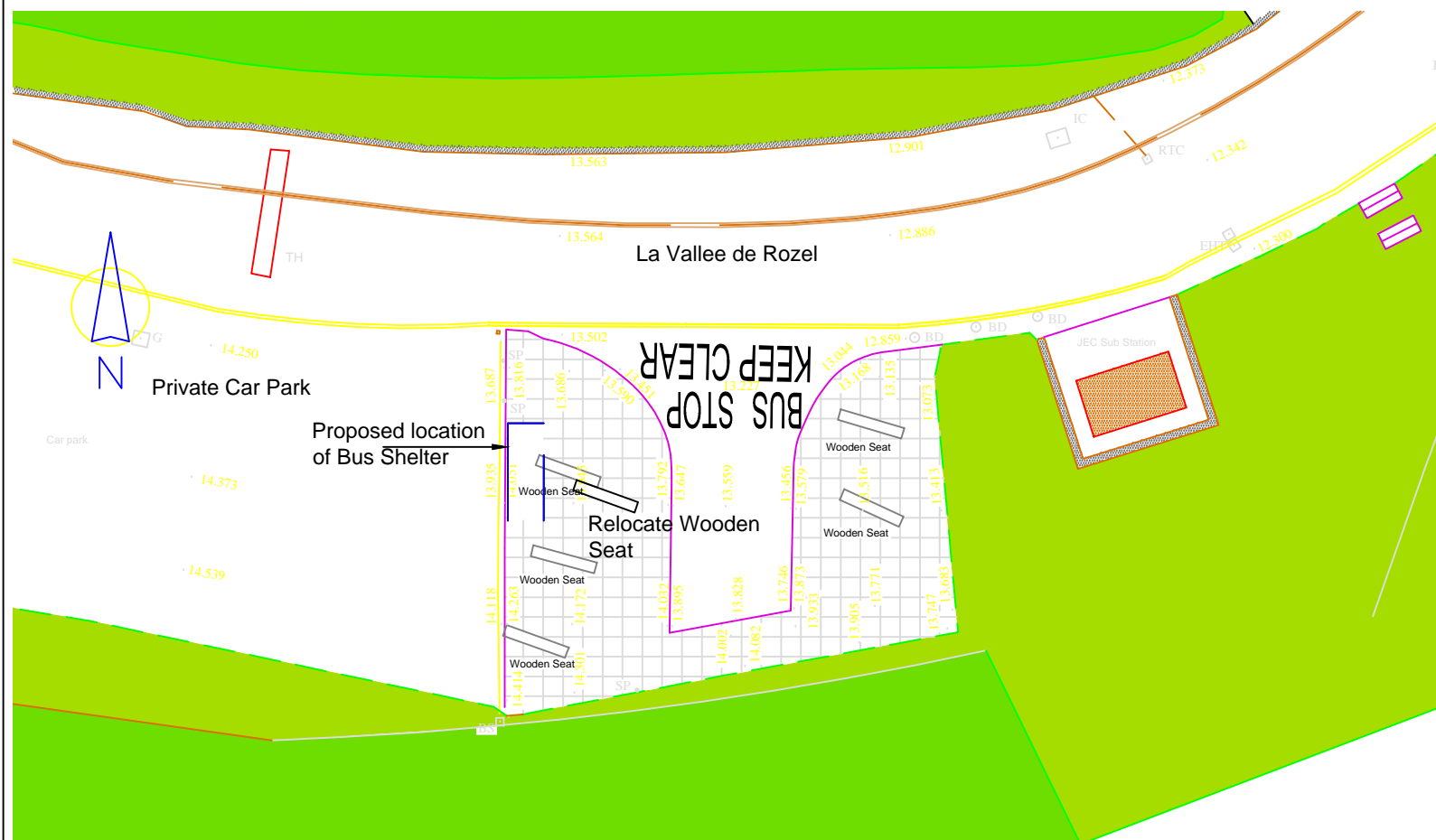
New prefabricated enclosed bus shelter, to have one open front panel and one open side panel, installed in position shown and in accordance with specification.



West Elevation



South Elevation



Plan Showing the Proposed Position of the New Bus Shelter




Photo A - View Looking West Along La Vallee de Rozel




Photo B - View Looking South at Proposed Site

Rev.	Date	Details

Transport and Technical Services **States of Jersey**
 Highways and Infrastructure Section
 P.O. Box 412, States Offices, South Hill, St Helier, Jersey. JE4 8UY
 Tel: +44 (0)1534 445509 website: www.gov.je
 Fax: +44 (0)1534 445529 email: TTS@gov.je

Project
Proposed Bus Shelter at Rozel Terminus La Vallee de Rozel

Title
 layout Plan, Elevations and Photos

Drawn by: JT Checked by:
 Scale: 1:100, 1:25 Date: June 2013