

Schools, pupils and their characteristics



Academic year 2020/2021

At a glance...

The aim of this report is to provide a picture of schools in Jersey and how they have changed over time. Information is presented on school and pupil numbers, average primary class sizes and pupil characteristics such as gender, first language, children looked after, special educational needs and/or disabilities (SEN/D) and eligibility for Jersey Premium.

In January 2021:

Average class size

25.1

Compulsory school age pupils in Government mainstream primary schools - unchanged from 2020

Headcount

14,368

Pupils of all ages in all schools – increase of 106 from 2020

First Language

26.2

Percentage of compulsory school age pupils with English as an additional language in all Government schools – up from 25.3% in 2020

Children Looked After

0.3

Percentage of compulsory school age pupils who are looked after in all Government schools – unchanged from 2020

Special Educational Needs and/or Disabilities

13.9

Percentage of compulsory school age pupils with special educational needs and/or disabilities in all Government schools – up from 13.4% in 2020

Jersey Premium

26.6

Percentage of compulsory school age pupils in receipt of Jersey Premium in all Government schools – up from 24.2% in 2020

Introduction

Data used in this report are collected as part of the routine termly school census.

Overall pupil numbers reflect pupils of all ages in all schools in Jersey (including non-provided schools). Due to the availability of data, statistics on pupil characteristics reflect pupils of compulsory school age in Government provided schools only. Unless otherwise stated, all figures in this report are accurate as at January 2021.

Types of Schools

Government provided schools are those maintained by the Children, Young People, Education and Skills Department and include non fee-paying schools, fee-paying schools and special schools.

Non-provided schools are also known as private, independent or non-Government schools, and are not administered by the Children, Young People, Education and Skills Department. Some of these schools are eligible for Government grant-aid.

Special schools provide tailored provision for pupils with special educational needs and/or disabilities.

Schools in Jersey

In January 2021, there were 31 primary schools, 9 secondary schools and 2 special schools in Jersey providing educational services for pupils of compulsory school age (see Appendix A for a full list of registered schools in Jersey). Five of the secondary schools have 6th form provision. In addition, Jersey has a Further Education College, with 6th form provision, a Higher Education function and Adult and Community Education.

■ Primary Schools

Of the primary schools registered in Jersey, 24 are Government schools (22 non fee-paying and 2 fee-paying) and 7 are non-provided. The two fee-paying Government schools in Jersey are academically selective i.e. they admit some or all pupils based on certain academic selection criteria, of which one provides education for 7-11 year olds only. Specific admission criteria are determined by the non-provided schools.

In the 2020/2021 academic year, 20 of the Government primary schools that provide education for 4-11 year olds also offered nursery provision for children aged 3 to 4 years. All 22 non fee-paying schools will have nursery provision by 2022.

The average size of Government primary schools has increased by 24 pupils in the last ten years, from 253 pupils per primary school on average in 2010/2011 to 277 in the latest year. The size of Government primary schools ranged from 161 pupils to 495 pupils.

Secondary Schools

The secondary schools in Jersey are made up of 7 Government schools (5 non fee-paying schools and 2 fee-paying schools) and 2 non-provided schools. Of the 9 secondary schools, 3 are academically selective.

In 2020/2021, the size of Government secondary schools in Jersey ranged from 574 pupils to 782 pupils.

Class Sizes

Class size statistics presented in this section reflect compulsory school age pupils in Government mainstream¹ primary schools.

The published desired class size for a primary school form is 26 children. This is published in the Education Minister's Admissions to non fee-paying Primary Schools Policy². This policy also includes information about the decision process for increasing numbers above the published maximum.

In January 2021, class sizes in Government mainstream primary schools ranged from 13 to 30 pupils in a class. The average class size was 25.1 across all Government primary schools. This compares to an average class size in State-funded primary schools in England of 26.6 in January 2020.

It should be noted that class size statistics reflect all Government mainstream schools including fee-paying Government schools who are responsible for their own admissions. Excluding fee-paying Government schools results in an average class size of 25.5 across the remaining Government primary schools.

In January 2021, over a third (37%) of primary classes in Government schools exceeded 26 pupils per class however no primary school in Jersey had any class with more than 30 pupils.

¹ Mainstream schools include all non-special schools.

² Available from

<https://www.gov.je/sitecollectiondocuments/education/p%20admissions%20to%20non%20fee%20paying%20primary%20schools%20policy%2020160727%20ph.pdf>

Pupils in Jersey

Pupil Numbers

Table 1: Primary, Secondary and all pupils in schools in Jersey; 2017 to 2021

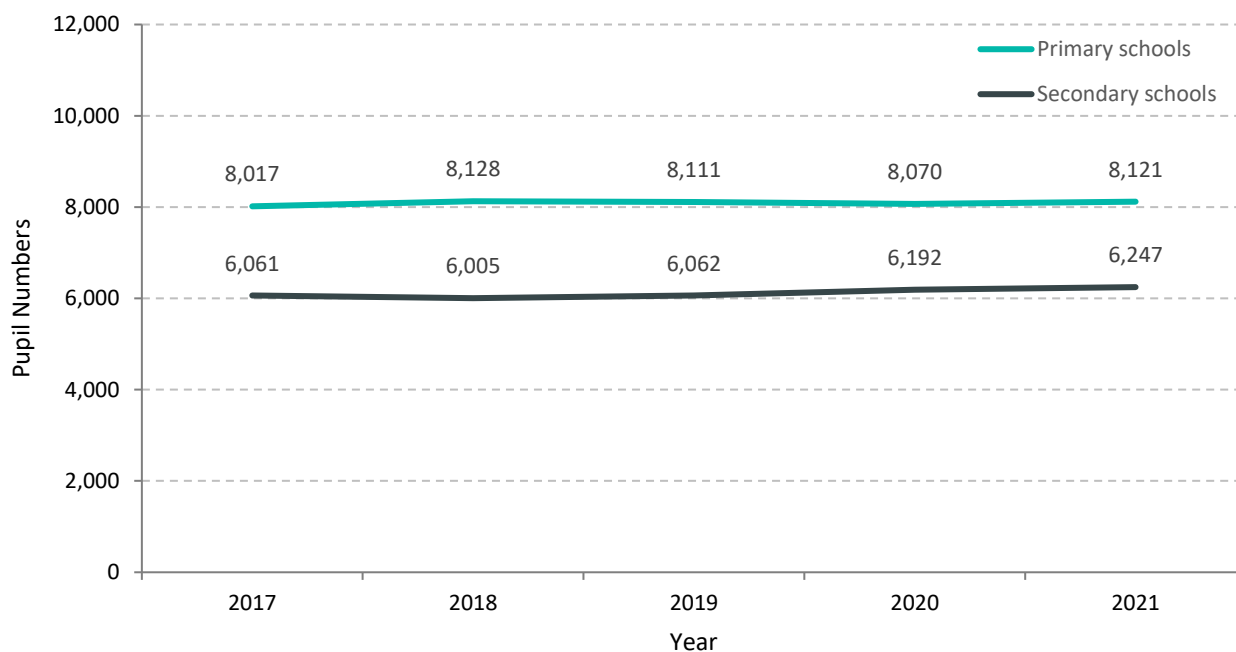
Year	Government Primary Schools	Government Secondary Schools	All School Types
2021	6,648	4,989	14,368
2020	6,613	4,953	14,262
2019	6,605	4,844	14,173
2018	6,629	4,814	14,133
2017	6,553	4,869	14,078

In January 2021, the total number of pupils enrolled in schools in Jersey was 14,368 (Nursery to Year 13), reflecting an increase of 106 pupils since January 2020.

In addition to the 14,368 pupils enrolled in schools in Jersey, 57 were home schooled and 554 aged 16 to 18 years old were enrolled on full time courses in years 12 and 13³ at the further education college in January 2021.

Figure 1 shows the number of pupils in primary and secondary schools in Jersey recorded in January (spring school census) each year from 2017 to 2021.

Figure 1: Number of pupils in all schools in Jersey; 2017 to 2021

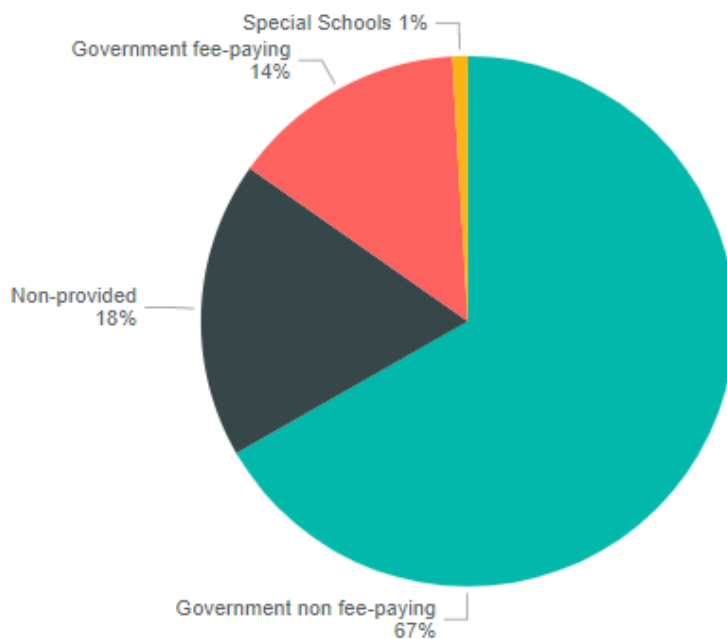


³ It should be noted that pupil numbers of those aged 16 and above enrolled on Entry to Level 3 full-time courses (excluding Higher Education students) at the time of the colleges November census are generally higher.

The number of pupils in Jersey primary schools has risen by 1 per cent from 2017 to 2021, reflecting an increase of 104 pupils. The number of pupils in Jersey secondary schools has risen by 3 per cent in the same period, reflecting an increase of 186 pupils.

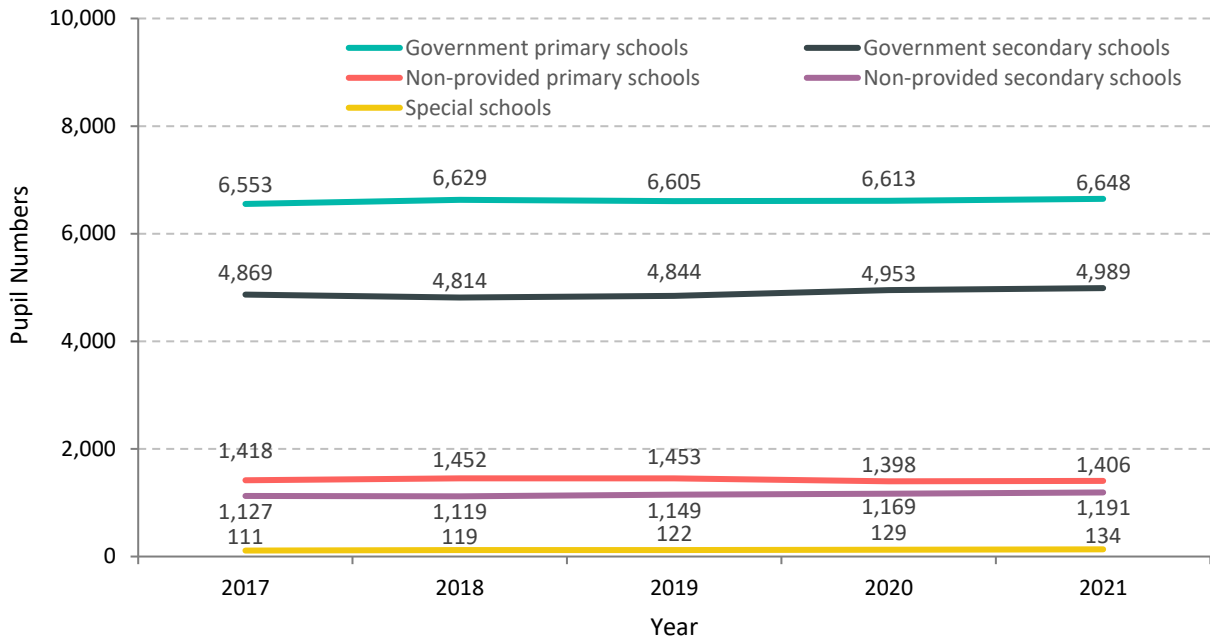
In the latest year, the number of all primary school pupils increased for the first time in two years, by 51 to a total of 8,121. The number of pupils in all secondary schools in Jersey increased for the third consecutive year by 55, taking the total to 6,247.

Figure 2: Pupils in Jersey by type of school attended; January 2021



A breakdown of pupils by type of school attended shows that in January 2021, two thirds (67%) of all pupils were enrolled in Government non fee-paying schools whilst a further one in seven (14%) were attending Government fee-paying schools. Less than 1 per cent of all pupils in Jersey were educated in special schools and almost a fifth (18%) of pupils in Jersey were enrolled in non-provided schools. The distribution remains unchanged over the last 5 years.

Figure 3: Pupils in Jersey by type of school attended; January 2021



Since 2017, the number of pupils in Government primary schools has increased by 1 per cent and the number of pupils in Government secondary schools has increased by 3 per cent. The number of pupils decreased by 1 per cent in non-provided primary schools and increased by 6 per cent in non-provided secondary schools over the same period (2017 to 2021).

Figure 4: Pupils enrolled in Government schools in Jersey by their home parish; January 2021

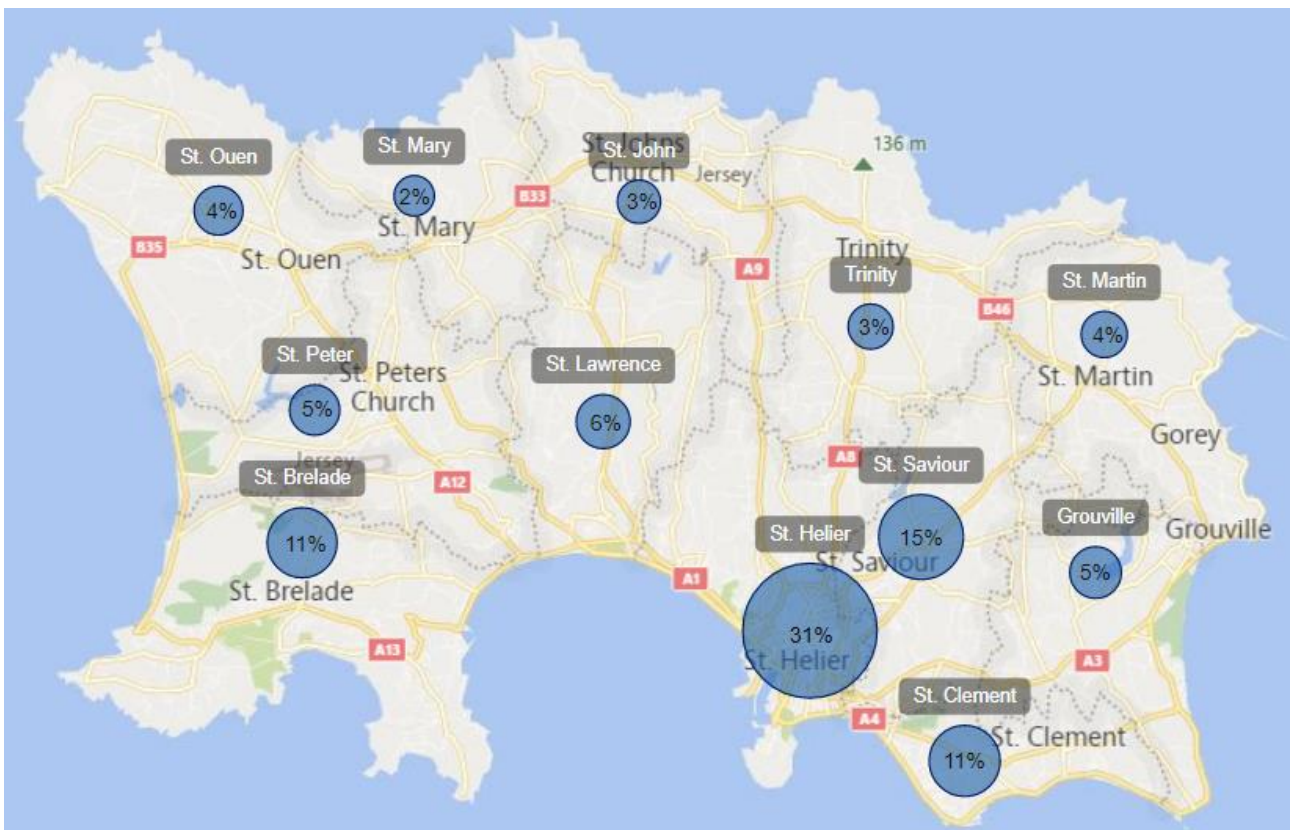


Figure 4 shows the distribution of pupils attending Government schools in Jersey by parish of home residence. In January 2021, almost a third (31%) of all pupils attending Government schools lived in the parish of St Helier and a further one in six (15%) lived in the parish of St Saviour. This is similar to the picture observed in previous years.

Age and Gender⁴

In January 2021, 6,296 pupils (50%) of compulsory school age were boys and 6,291 pupils (50%) were girls.

Figure 5: The age and gender of compulsory school age pupils in all schools in Jersey; January 2021



First Language

The language that pupils experience at home during early development and continue to experience in the home or community. If a pupil experiences more than one language (which may include English) during early development, then they are deemed to have English as an additional language (MLL) and the language other than English is recorded as their first language. This measure is not a measure of English language proficiency or a good proxy for recent immigration. Children with English as an additional language are termed 'Multi-lingual Learners' (MLL).

⁴ Age is determined by the age the pupil will turn during the academic year i.e. by 31st August 2021. The Department supports pupils questioning or changing their gender. If the school is unsure which gender to record for a particular pupil, the gender is recorded according to the wishes of the pupil and/or parent.

Table 2: Percentage of compulsory school age pupils with English as an additional language (MLL) in Government schools in Jersey; 2017 to 2021

Year	Government Primary Schools	Government Secondary Schools	Government Special Schools	All Government Schools
2021	28	23	31	26
2020	27	22	29	25
2019	26	21	25	24
2018	25	20	25	23
2017	25	18	24	22

In January 2021, just over a quarter (26%) of all pupils of compulsory school age in Government schools were recorded as having English as an additional language, an increase of 4 percentage points since 2017.

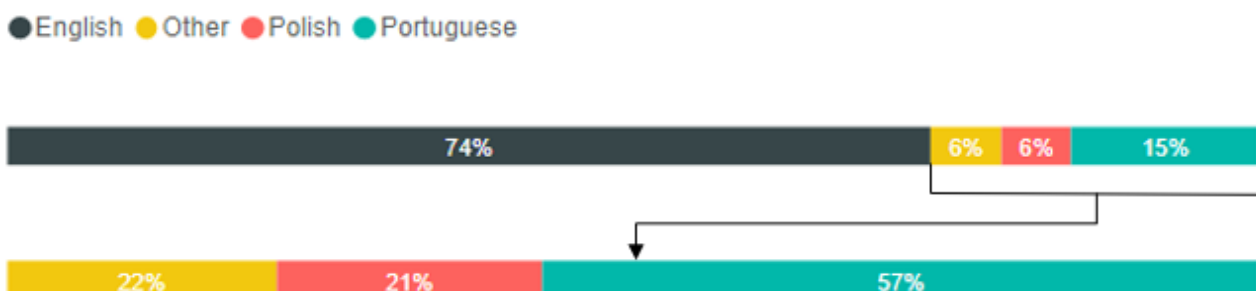
It should be noted that the increase in the number of pupils with English as an additional language (MLL) is not necessarily driven by an increase in current immigration. Many pupils with English as an additional language (MLL) are born in Jersey. More accurate recording of first language information in schools in Jersey in recent years may also explain any increase.

Table 3 shows a comparison of pupils with English as an additional language (MLL) in Jersey and England, with the three closest local authorities in England to Jersey.

Table 3 Percentage of pupils with English as an additional language (MLL) in Jersey and England; 2021

	Primary	Secondary
Jersey Government Schools	28	23
England State Funded Schools	21	17
England Local Authority 1 Bedford	28	23
England Local Authority 2 Rochdale	28	23
England Local Authority 3 Milton Keynes	29	24

Figure 6: First languages of compulsory school age pupils in Government schools in Jersey; 2021



Of the pupils in Government schools who have English as an additional language (MLL), 57 per cent have Portuguese as a first language, 21 per cent have Polish as a first language and 22 per cent have other first languages.

Children Looked After

A child is deemed to be 'looked after' if he or she is:

- (a) a child in the care of the Minister⁵;
- (b) a child, other than a child falling within the description in paragraph (c), provided with accommodation by the Minister for a continuous period of more than 24 hours in the exercise of the Minister's functions under any enactment;
- (c) a child or young person within the meaning of the Young Offenders Law who is required to be detained in custody on remand or following sentence under any provision of that Law, where the place of custody is:
 - (i) secure accommodation,
 - (ii) a young offender institution, or
 - (iii) the prison,within the meaning of that Law.

For children in receipt of short breaks, where the child is accommodated for an initial period of more than 24 hours, followed by a further series of 'short breaks' (whether for more or less than 24 hours), if the 'need' for these placements is such that they are likely to be required for a continuous period of time, then Children's Services consider whether it would be in the child's best interests for 'Looked after' status to be maintained throughout the period in which short breaks are provided.

In January 2021, the total number of looked after children (of compulsory school age) enrolled in Government schools in Jersey was 32; this corresponds to 12 primary age children and 20 secondary age children.

⁵ Children (Jersey) Law 2002: Minister for Health and Social Services to date; Children's Minister from end of 2019

Special Educational Needs and/or Disabilities (SEN/D)

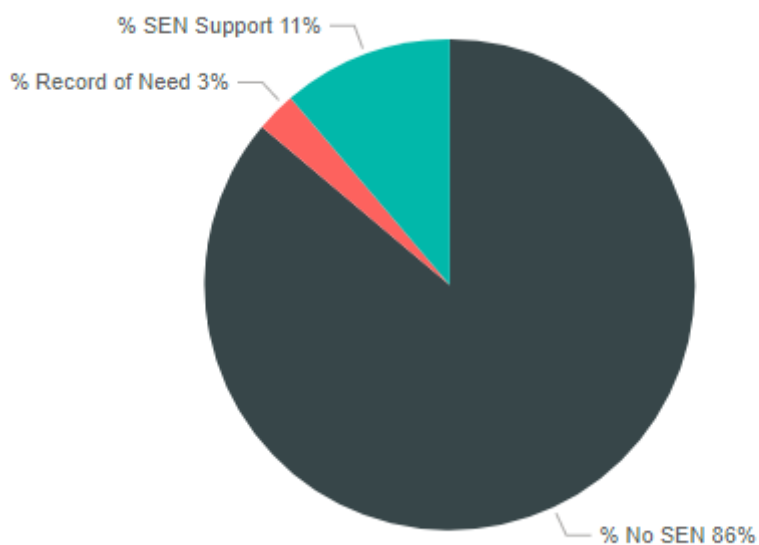
SEN/D Classifications

SEN support: Extra or different help is given from that provided as part of the school's usual curriculum. The class teacher and special educational needs co-ordinator (SENCo) may receive advice or support from outside specialists.

Record of Need (RoN): A pupil is said to have a Record of Need when a formal assessment of their special educational needs and/or disabilities has been made. A document is in place that sets out the child's needs and the extra help they should receive.

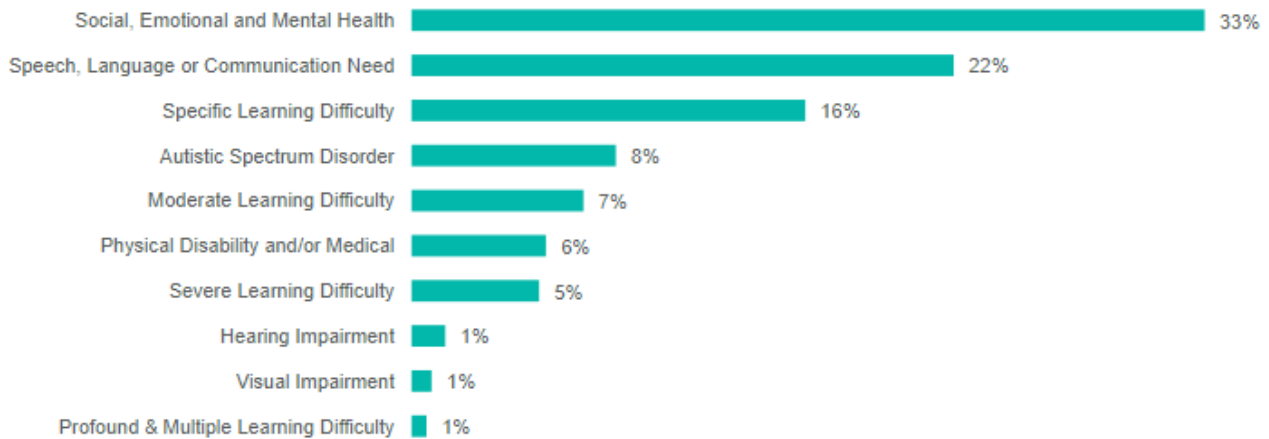
In January 2021, around one in seven (14%) pupils of compulsory school age in Government schools in Jersey were classified as having special education needs and/or disabilities. This represents 1,435 pupils, of which 273 had a Record of Need.

Figure 7: SEN/D classifications of compulsory school age pupils in Government schools in Jersey; 2021



In January 2021, a third (33%) of all pupils with SEN/D were recorded as having social, emotional and mental health needs. Over a fifth were recorded as having speech, language and communication needs (22%) and a further fifth were recorded as having a specific learning difficulty (16%). This pattern is similar to that observed in previous years.

Figure 8: Compulsory school age pupils with SEN/D by description in Government schools in Jersey; 2021



Jersey Premium

Jersey Premium is a targeted funding programme for schools which was introduced in 2017 to help children get the very best from their education.

More information about the programme is available from www.gov.je/JerseyPremium

Figure 9: Percentage of compulsory school age pupils in receipt⁶ of Jersey Premium funding in Government schools in Jersey; 2021

● % Jersey Premium ● % Not Jersey Premium



The overall percentage of pupils of compulsory school age in Government schools in Jersey that were in receipt⁶ of Jersey Premium funding in January 2021 was 27 per cent, reflecting 2,746 pupils.

In Government primary schools 28 per cent of pupils were in receipt⁶ of Jersey Premium funding compared to 24 per cent of pupils in secondary schools.

⁶ For pupils in receipt of Jersey Premium, schools receive extra funding which is used to directly support their learning.

Background notes

Recording and data sources

Data are collected from all Jersey schools three times per year in September, January and May as part of the routine termly school census.

Government schools data are collected from the schools' management information system, SIMS. Prior to 2017, this information was recorded in CMIS. Non-provided schools use various different management information systems and submit their data directly to the Department for Children, Young People, Education and Skills.

Coverage

Overall pupil numbers reflect pupils of all ages (Nursery to Year 13) in all schools in Jersey (Government non fee-paying, Government fee-paying, Government special schools and non-provided schools. Excludes private nurseries).

Due to the availability of data, statistics on pupil characteristics reflect pupils of compulsory school age (Reception to Year 11) in Government schools only.

Comparisons

Comparisons are made to figures calculated by England's Department for Education (DfE) and published in the report *Schools, pupils and their characteristics: January 2021*⁷.

Timeliness

Figures in this report are as at January 2021.

Data quality and completeness

Data are checked and validated by schools during the census collection process to ensure the accuracy of recording, however some data quality issues may remain.

All figures have been rounded to the nearest integer.

Contact details

CYPES Informatics
Children, Young People, Education and Skills
PO Box 142, Highlands Campus
Jersey, JE4 8QJ
EduInsight@gov.je

⁷ Department for Education, January 2021. Available from www.gov.uk/government/statistics/schools-pupils-and-their-characteristics-january-2021

Appendix A

Government non fee-paying primary schools	Government fee-paying primary schools	Non-provided primary schools	Special schools
Bel Royal School d'Auvergne School First Tower School Grands Vaux School Grouville School Janvrin School La Moye School Les Landes School Mont Nicolle School Plat Douet School Rouge Bouillon School Samarès School Springfield School St. Clement's School St. John's School St. Lawrence School St. Luke's School St. Martin's School St. Mary's School St. Peter's School St. Saviour's School Trinity School	Jersey College Preparatory Victoria College Preparatory	Beaulieu Primary School De La Salle Primary School FCJ Primary School Helvetia House School St. Christopher's School St. George's Preparatory School St. Michael's Preparatory School ⁸	La Sente Mont à l'Abbé School
Government non fee-paying secondary schools	Government fee-paying secondary schools	Non-provided secondary schools	
Grainville School Haute Vallée School Hautlieu School Le Rocquier School Les Quennevais School	Jersey College for Girls Victoria College	Beaulieu Convent School De La Salle College	

⁸ St Michael's Preparatory school also offers provision for pupils in years 7 to 9.