

Quarter 1 - 2019

Business Licensing: businesslicensing@gov.je

Housing Control: populationoffice@gov.je

Business Licensing Figures

Additional Staffing Applications Received and Granted - Q1 2019

Industry Sector	Registered Permanent		All Registered (Permanent, Seasonal, Contract)		Licensed	
	Received	Granted	Received	Granted	Received	Granted
Agriculture and fishing	11	18%	12	25%	0	N/A
Manufacturing	2	0%	2	0%	3	67%
Construction and quarrying	51	43%	52	44%	4	100%
Electricity gas and water supply	0	N/A	0	N/A	0	N/A
Wholesale and retail trades	7	0%	8	13%	5	80%
Hotels, restaurants & bars	38	24%	45	36%	0	N/A
Transport, storage and communication	3	0%	3	0%	1	100%
Computer and related activities	11	91%	11	91%	0	N/A
Financial and legal activities	7	100%	15	100%	48	92%
Real estate and other business activities	11	36%	13	46%	0	N/A
Education, health and other services	51	33%	54	31%	11	18%
Public Sector	0	N/A	0	N/A	4	100%
Total	192	37%	215	42%	76	80%
Overall Granted		71		91		61

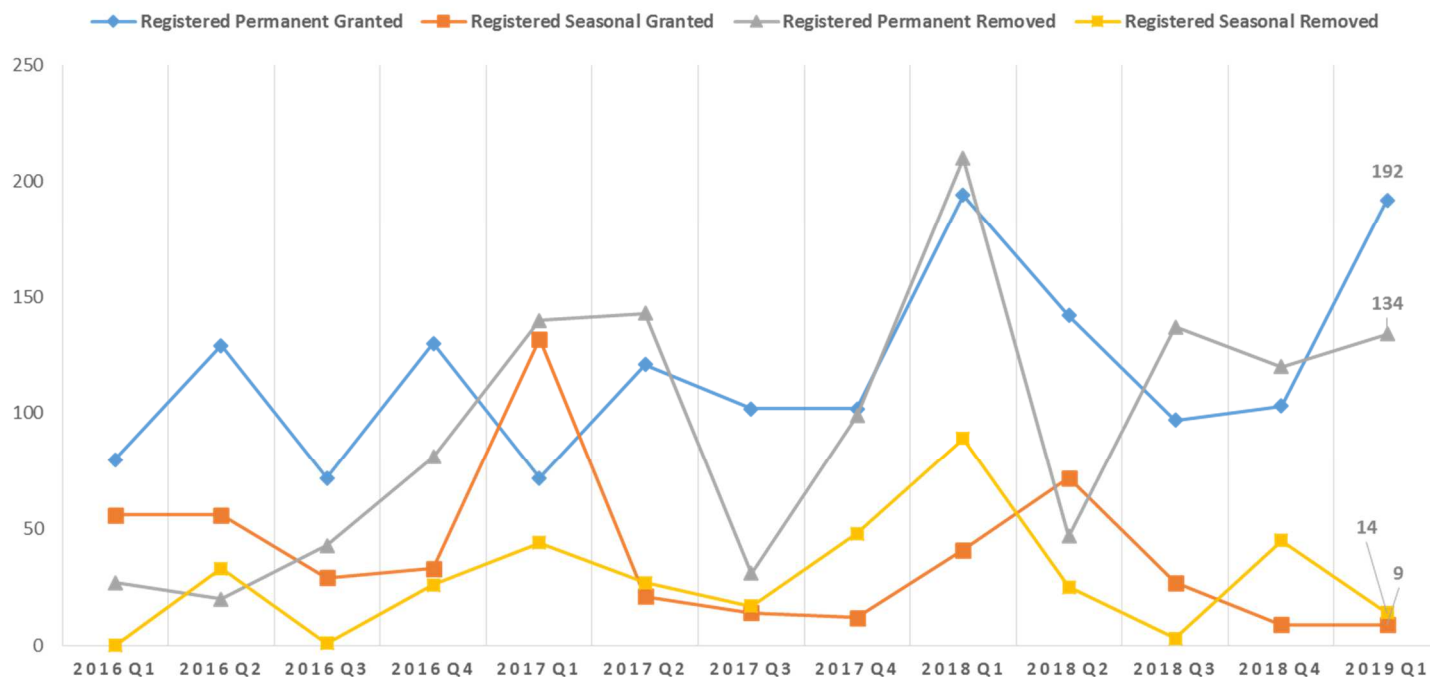
Average Turnaround Times of Applications in Q1 2019



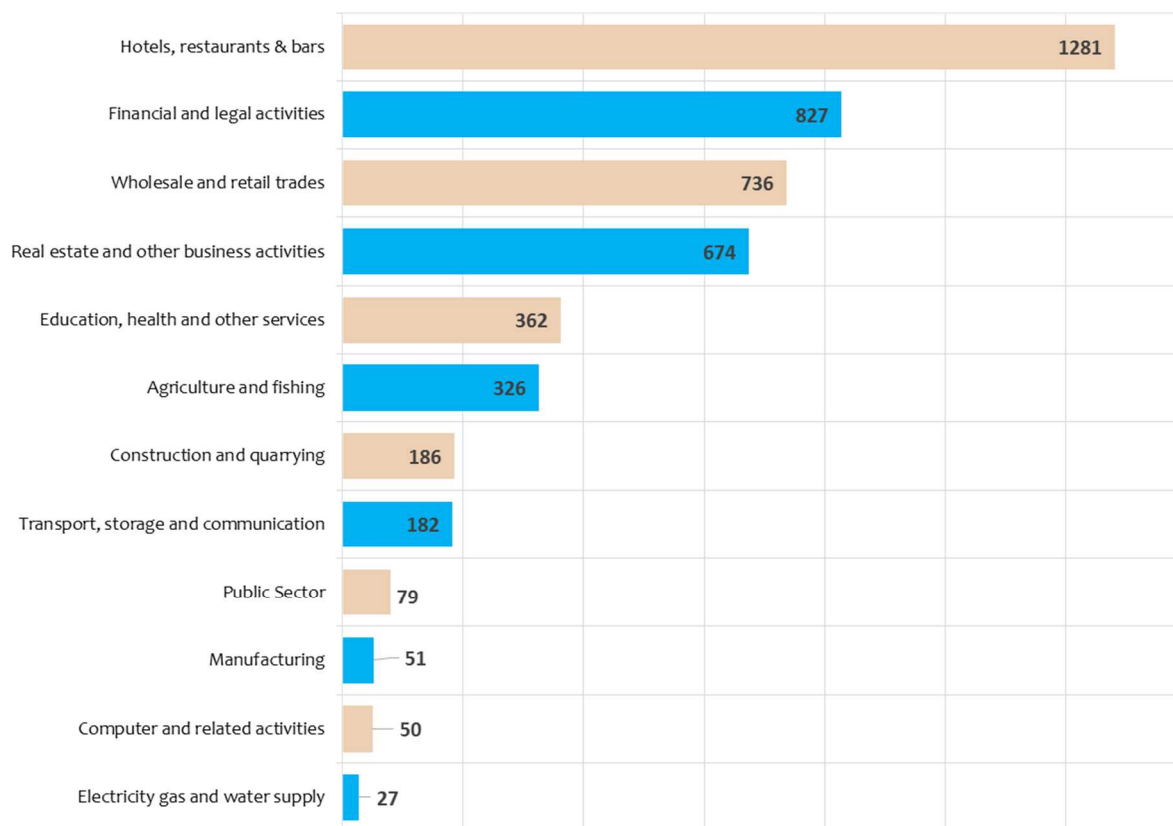
Registered Permissions Granted and Removed

The below line-graph shows:

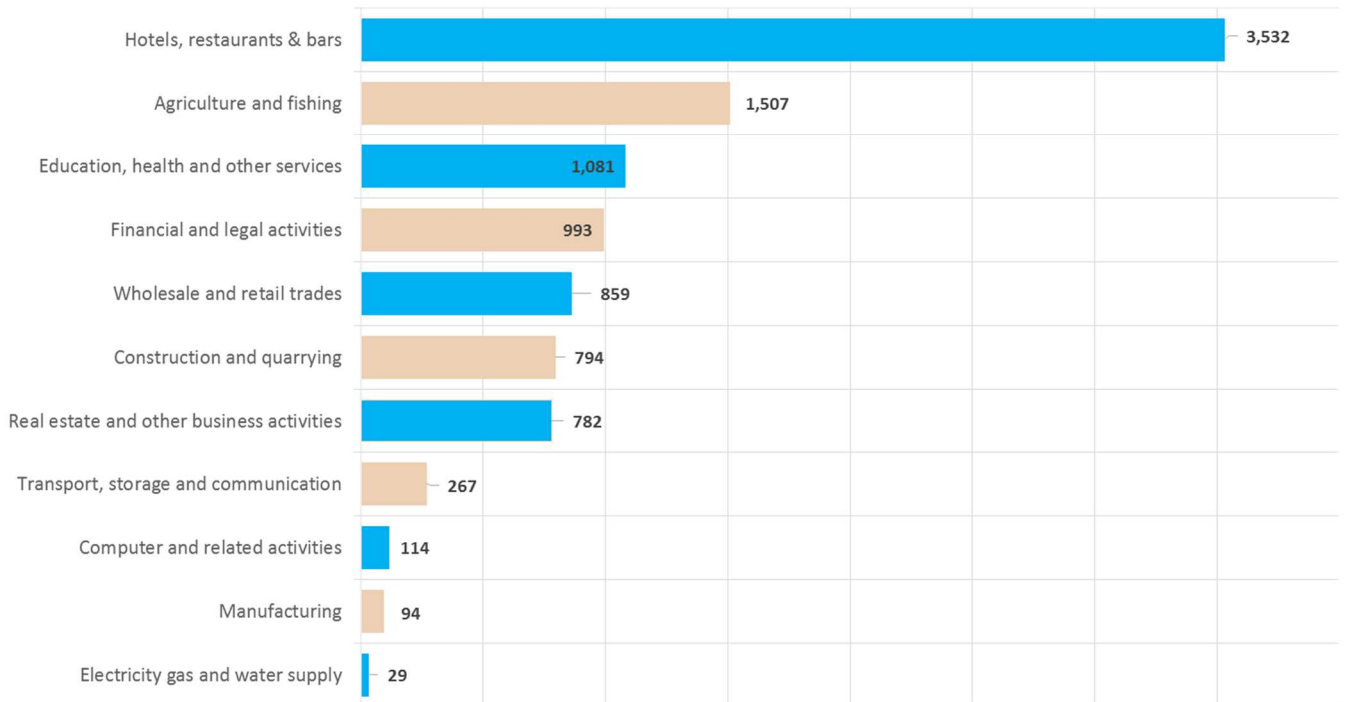
- the total number of permanent and seasonal registered permissions that have been granted per quarter since the 1st January 2016
- the total number of permanent and seasonal registered permissions that have been removed from businesses per quarter since the 1st January 2016.



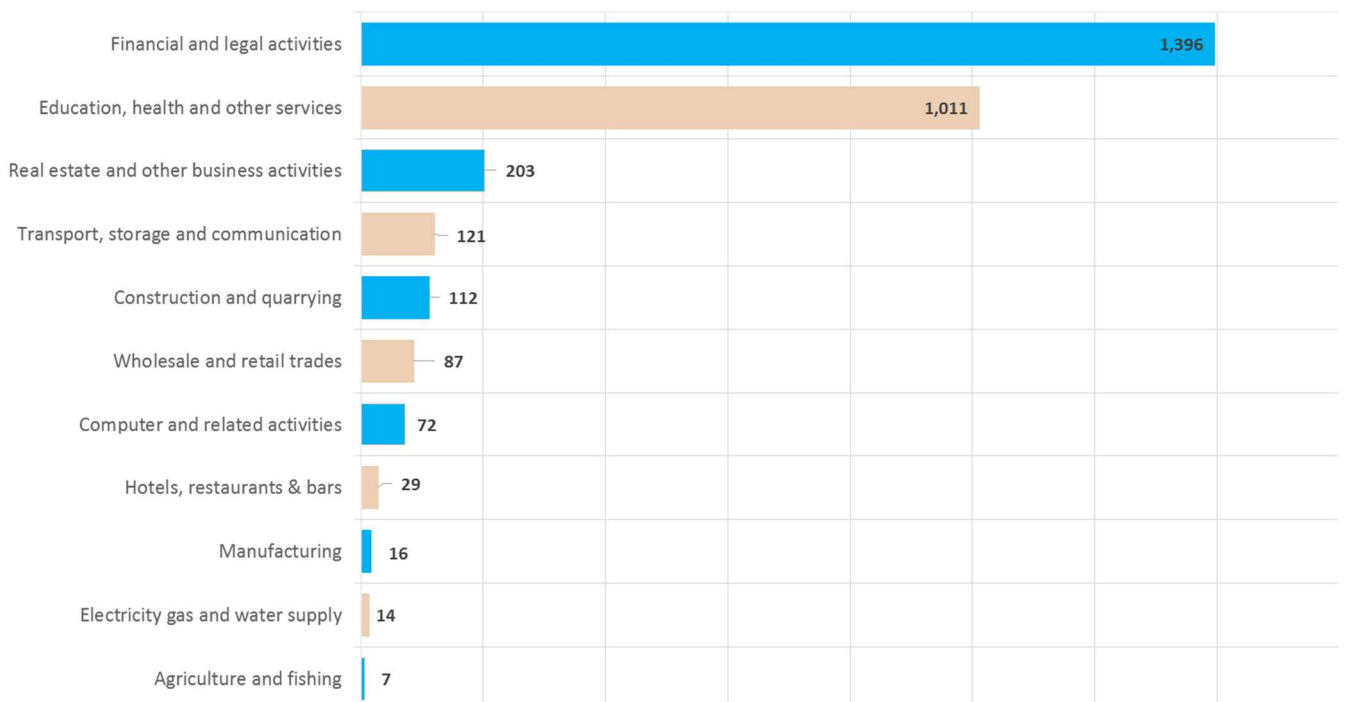
Total Registered permissions removed by sector since 1st July 2013



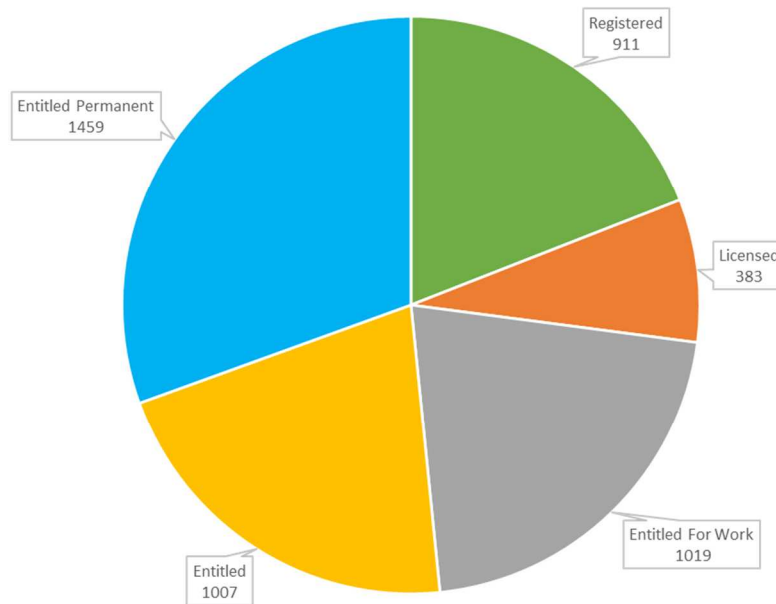
Total Registered permissions held per sector as of 31st March 2019



Total Licensed permissions held per sector as of 31st March 2019



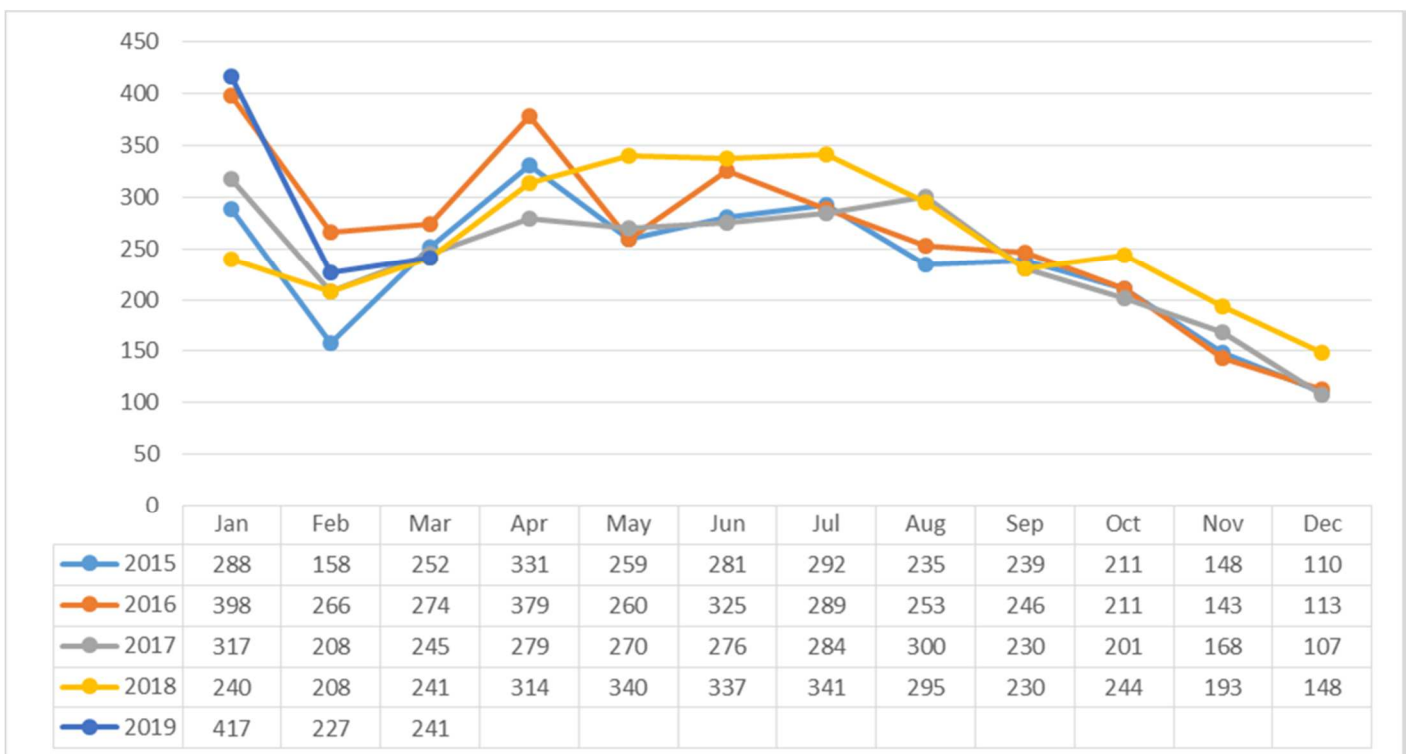
Registration Cards issued in Q1 2019



New Registrations

The below line graph shows the total number of newly registered individuals who have obtained registration cards since the introduction of the Control of Housing and Work Law (2012).

Figures do not include individuals who are Jersey Born or individuals under the age of 18 who are already resident but newly registering. Figures also only account for individuals who have been issued with a Registration Card



Registration cards issued from the 1st January - 31st March 2019 broken down by nationality

Nationality	Number of Individuals
British (Jersey Born in Brackets)	2663 (980)
Portuguese	841
Polish	306
Romanian	286
Irish	91
French	63
South African	60
Filipino	34
Indian	33
Zimbabwean	29
Thai	26
Bulgarian	24
Italian	22
Canadian	19
Hungarian	18
Spanish	16
Nigerian	16
German	16
Latvian	16
Dutch	15
Kenyan	12
Other Nationalities	173

Total	4779
--------------	-------------

Summary of employment status:

Employment Status	Definition	Employment
Entitled	Someone who has lived in Jersey for 10 years or who is granted this status on hardship or on social or economic grounds	Someone who can work anywhere
Entitled for work only	Someone who has lived in Jersey continuously for the last 5 years, or is the spouse or civil partner of someone who is Entitled, Licensed, or Entitled for Work Only	Someone who can work anywhere
Licensed	Someone who is an 'Essential Employee' engaged by a specific business with permission to engage such a person	Employer needs permission to employ a 'licensed' person
Registered	Someone who does not qualify under the above categories	Employer needs permissions to employ a 'registered' person