



## HAVE YOUR SAY ON A NEW **Coronation Park** water play area



Image provided by Willen Lake, Splash 'n' Play

## Consultation findings and recommendations, April 2021



## **Contents**

1.0 Introduction	Page 3
2.0 Consultation Plan	Page 4
3.0 Participation	Page 9
4.0 Results	Page 9
5.0 Recommendations	Page 22
6.0 Conclusion	Page 23
7.0 Children's Consultation	Page 24

## **1.0 Introduction**

Actively involving stakeholders in the design of the future Water Play area at Coronation Park was a priority identified at the beginning of this project.

The team established the following three values:

- Putting children first
- A community asset to be proud of
- Respecting the past and making future history

Understanding stakeholder views and requirements was essential to delivering these values and designing a Water Play area that will demonstrate their importance for years to come.

A consultation exercise was undertaken, and this report summarises the stakeholder map, outlines the chosen engagement approach, presents the findings and provides a set of recommendations.

The purpose of this document is to capture this part of the project so that the level of stakeholder engagement is defined and to inform the design of the future Water Play area with the consultation findings.

## 2.0 Consultation Plan

### 2.1 Stakeholders

The stakeholders included in the consultation plan are shown in the inner circle of the below diagram. The outer ring matches each stakeholder group with a project value although many stakeholder interests reach across the values.

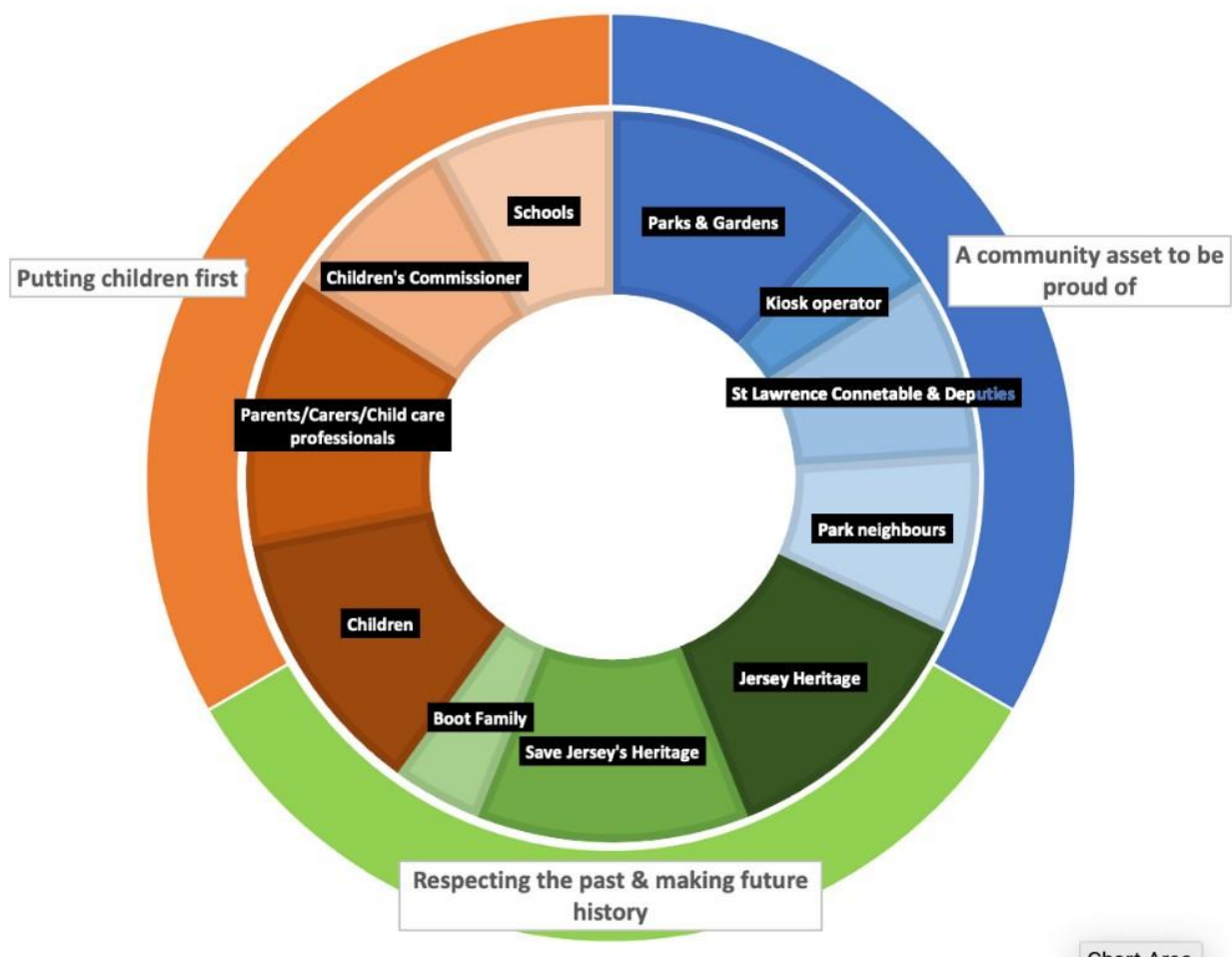


Fig 1.0 Summary of stakeholders and project values

## **2.2 Consultation strategies**

The following three strategies were employed to engage with the stakeholder groups:

### **2.2.1 Interviews**

The following parties were invited to meetings to understand and capture concerns, ideas and feedback:

- Parks and Gardens Coronation Park Team
- Coronation Park Kiosk Operator
- St Lawrence Connétable
- St Lawrence Parish Deputies
- Busy Beans Nursery
- Save Jersey's Heritage
- Jersey Heritage
- Children's Commissioner's Office
- Boot Family

### **2.2.2 Online survey**

An online survey targeting adults that may use the new Coronation Park Water Play with children (i.e. parents, grandparents, carers and childcare professionals) was available on gov.je during March.

The following tools were used to promote awareness and encourage participation:

- Roadside banners in thirteen island wide locations. This included the Park and other children's play areas.



Fig 2.0 Roadside banner artwork

- Social media posts. This included engagement with a variety of online groups asking for the posts to be shared, including Jersey Nannies, Jersey Child Care Practitioners ideas sharing group, Jersey Babies and Toddlers, Kids About Jersey and Kids' Rock Facebook groups/pages.

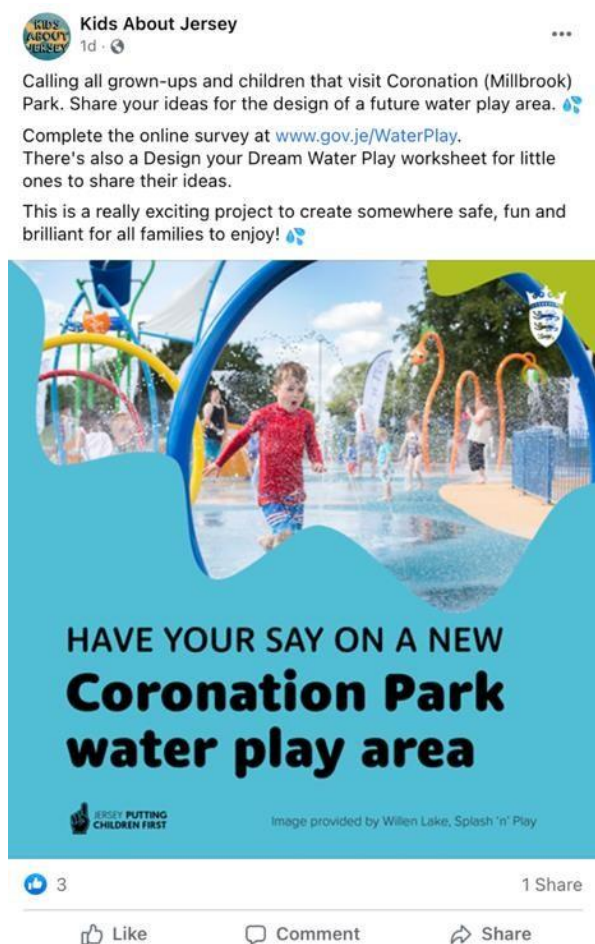


Fig 3.0 Example of a shared social media post

- Communications with linked organisations informing them of the project and asking for the consultation to be shared with their teams and clients/customers, including Jersey Child Care Trust, Family Nursing and Homecare and the Jersey Library.
- Media releases were issued to the local media at the start and towards the end of the consultation period.

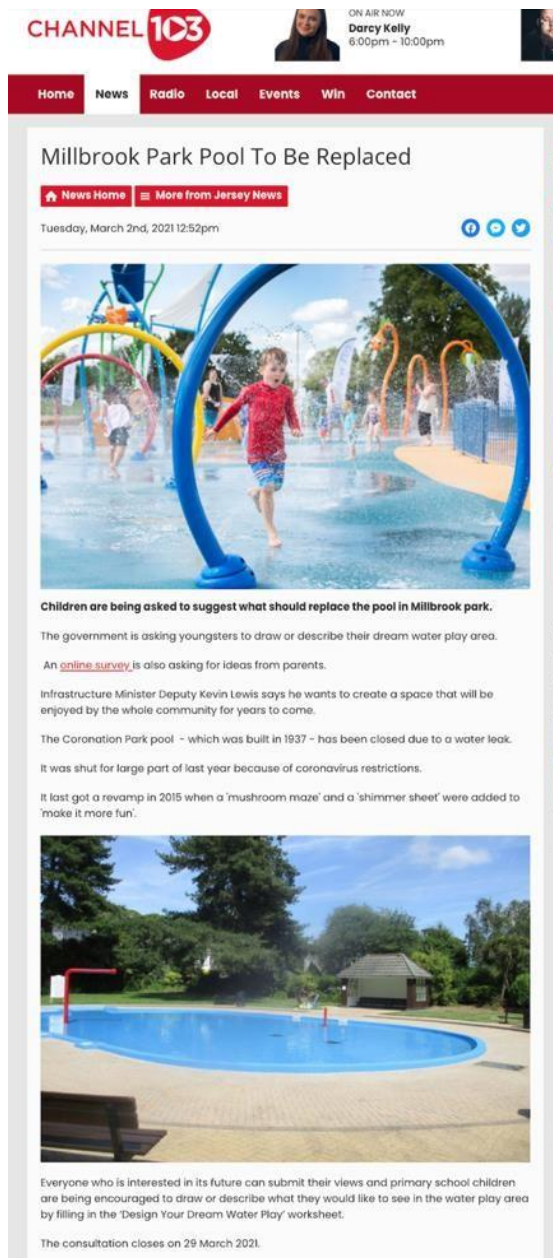


Fig 4.0 Example media coverage



- Leaflets were delivered to all of the properties neighbouring and close to the Park inviting residents to take part in the online survey.

## 2.2.2 Worksheets

A 'My dream water play' worksheet was provided to nurseries and primary schools and was available on gov.je during March.

**My dream water play**

Help us design a new water play area at Coronation Park. In the space below, draw or write down what your dream water play area would look like.

First name:  Age:  School:

The water play area at Coronation Park is being redesigned. We will create a place that is safe, fun and somewhere that children and their families/carers will want to go to again and again. We want to be inspired by children, and to use their designs to inspire islanders.

Completed worksheets to be received by 29 March 2021:

- Email: [dfi@gov.je](mailto:dfi@gov.je)
- Post: Water Play Designs, PO Box 412, St Helier, JE4 8UY

Name of parent / guardian / teacher submitting this worksheet:

☐ Tick here if you consent to this worksheet being used to publicise the new Coronation Park water play area (children's identities will not be included)

Adults can give their views by going to [gov.je/WaterPlay](http://gov.je/WaterPlay).

Fig 5.0 Children's worksheet

The aim of this worksheet was to capture children's ideas for the future Water Play area.

To encourage schools to engage their learners with the consultation during lesson time, two curriculum linked lesson plans were developed to support the learning outcomes for early years and key stages 1 and 2. The lesson plans were linked to a child rights approach by supporting the UN Convention on the Rights of the Child (Article 12).

To ensure the lesson plans met school and learner requirements, the resources were reviewed by the Education Department, UNICEF (leader of the Rights Respecting Schools Award) and the Children's Commissioner's Office.



Social media was also used to raise awareness and encourage engagement in the worksheets.

### **3.0 Participation**

The table below shows the participation achieved by the different approaches:

Interviews	9 people attended 7 meetings*
Online survey	750 responses
Children's worksheets	233 responses
Total	<b>992 people</b>

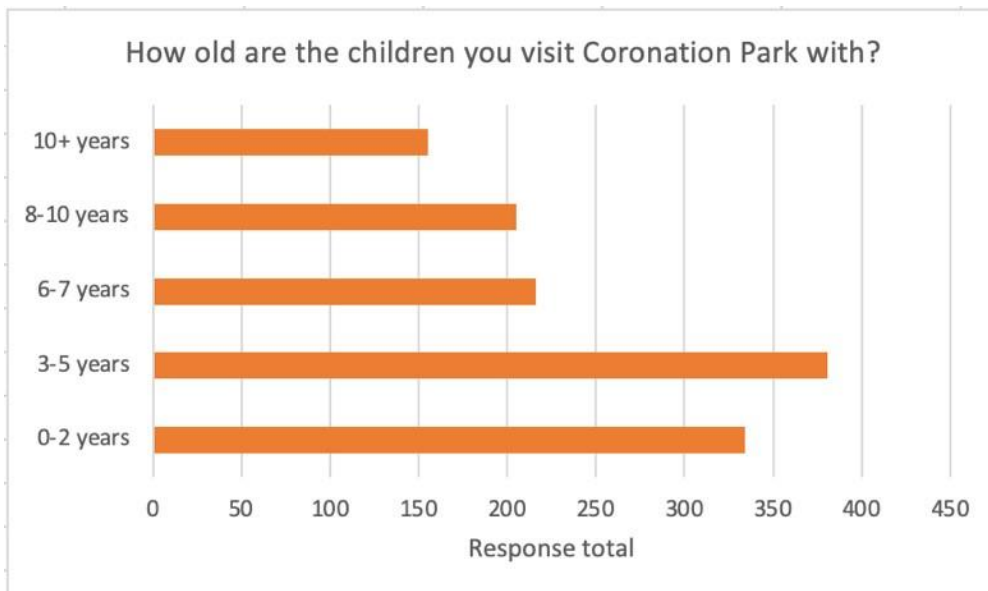
\*The Boot Family were contacted by email and a response was received thanking the project team for involving them. This has not been included as a meeting was not arranged.

### **4.0 Results**

A summary of the information collected from the consultation is included below. The findings have been grouped into key areas.

#### **4.1 Target age group**

The online questionnaire asked for respondents to confirm the age of the child or children that visit the Park, the results are shown below:



Respondents could provide details for a number of children.

The children's consultation did not provide an insight into this area as the age range of respondents was from 4 years to 11 and engagement in certain year groups may have been led by class teachers. Interestingly, over a quarter (27%) of the children's responses separated the Park areas for different age groups by including age specific water play features, for example by including a baby/toddler pool.



Fig. 7.0 Example of a children's worksheet that includes a separate baby pool (top right)

The interviews identified a recommendation from the Connétable to aim the new facility at 10 year olds and under and the meeting with the Parks and Gardens Team confirmed that the age of children that used the existing paddling pool ranged from toddlers to 12 year olds but this did create conflict as the different age groups played differently.

**Recommendation:** the recommendation made in an interview to target the under 10s seems sensible based on the consultation responses. The majority of respondents use the Park with children under 5 and nearly half of this group (47%) use the Park with children aged under 2 years. The future water play design should primarily appeal to this age group but also include water play features that will appeal to older children (under 10s).

## 4.2 Accessibility

Only four respondents (0.5%) to the online survey confirmed that they visited the Park with a child or children with special needs and that consideration should be given to access and useability for children with physical disabilities and sensory needs.

Nine children (4%) included wheelchair or disabled access in their responses.



Fig. 8.0 Example of a children's worksheet that includes wheelchair accessibility (top left)

**Recommendation:** providing a site that every child can enjoy is aligned to the project value of ‘Putting children first’. Consideration of the use and accessibility of the future Water Play area must be part of the design process.

### 4.3 Water play approach

A key area for the consultation to inform was which approach should be taken in the design of the future Water Play area, for example a pool or water play area.

The responses received from the online survey and children’s worksheets are shown below:

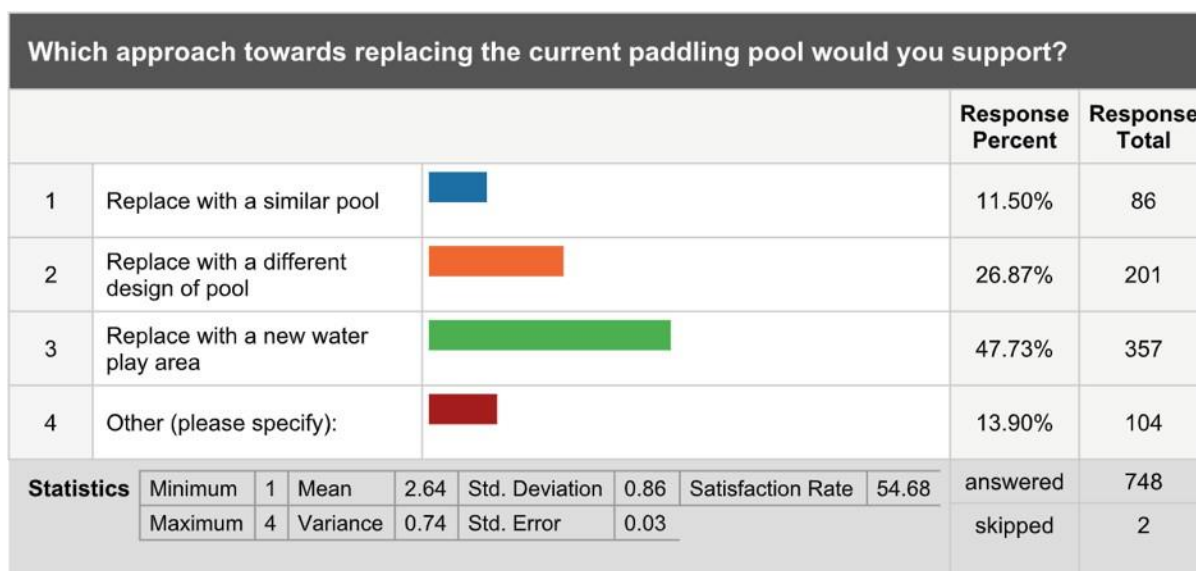


Fig. 9.0 Summary of responses regarding the water play area approach from the online survey

### Water play approaches shown in children's responses

- Replace with the same pool
- Replace with a different design of pool
- Replace with a new water play area
- Replace with a pool and water play area

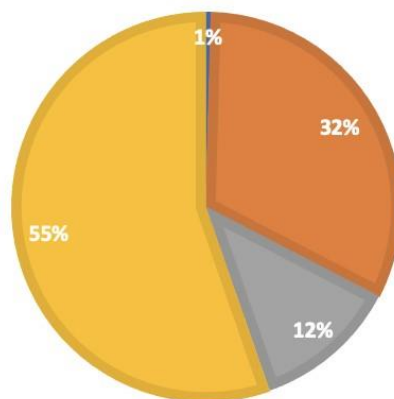


Fig. 10.0 Summary of responses regarding water play area approach from children's responses

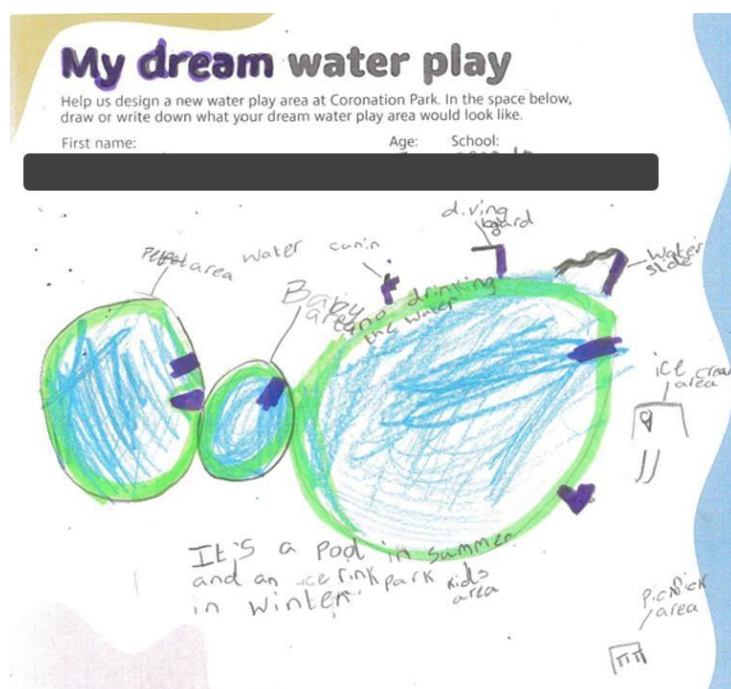
As the children's worksheets were not structured, children had the freedom to create any combination of features and approaches.

Responses to the online survey showed a strong preference for a water play area (48%) but over a quarter of respondents (27%) requested that a pool was included in the future area.

Respondents could include additional comments to supplement their answers and many comments requested that a combination of a pool and water play be provided.

A water play area was also the preference shown through the children's worksheets but they requested that it be combined with a pool (55%). Nearly a third of children's worksheets included a pool only but the pools shown were deep swimming pools that accommodated diving boards and slides, as shown in the below example:

Fig.11.0 Example of a children's worksheet that includes a diving board and slide (top right)



The interview with the Parks and Gardens Team identified that they had recorded a preference by very young children to sit and splash in the water. The team also raised that if a pool was to be included going forward, it should be shaped 'like a shallow bowl' so there is good visibility and no steep sides.

**Recommendation:** the consultation showed overwhelmingly that the existing paddling pool should be replaced with something new. A new water play area was the preference from adults and children but over half of the children's (55%) responses included water play and a pool.

#### 4.4 Water play features

A second key area for the consultation to inform was what features should be included in the design of the future Water Play area, for example a fountain, tipper bucket, etc.

Visual examples of the possible water play features were included in the online survey and in the supporting tools provided to schools. This was to help respondents with their

selection in the event that some of the water play features included in the question were not familiar.

The responses received from the online survey are shown below:

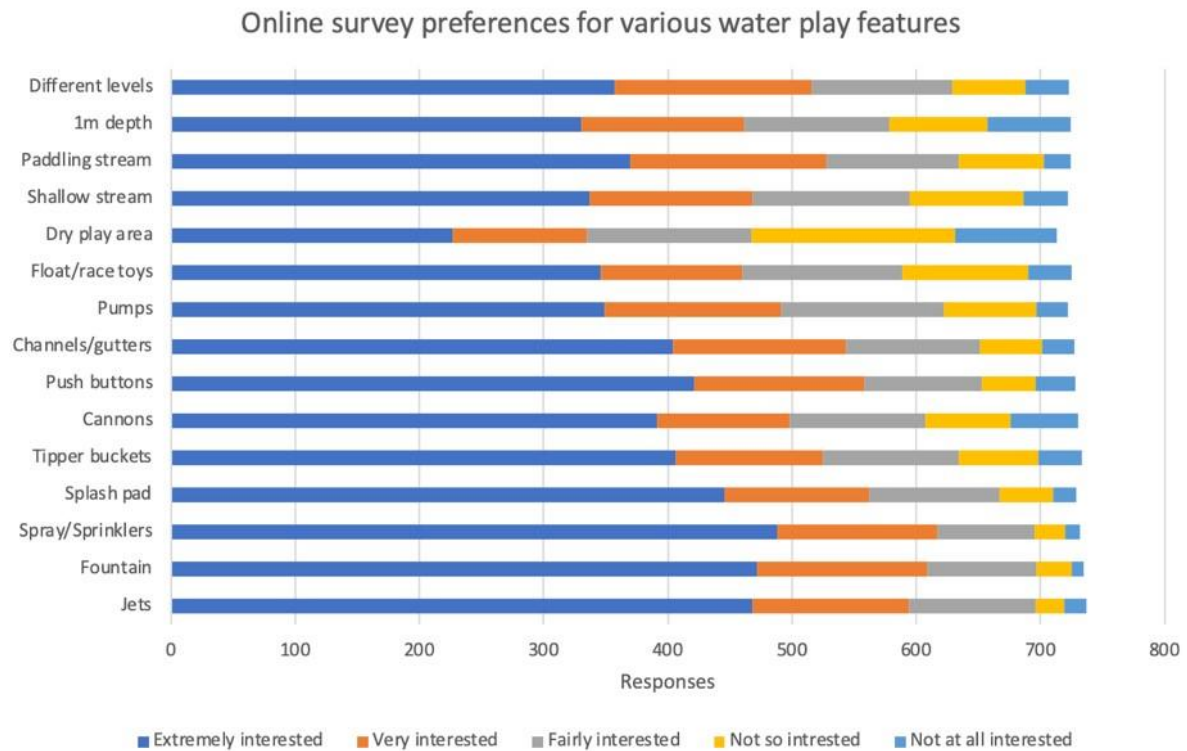


Fig. 12.0 Summary of responses regarding water play features from the online survey

Respondents were asked to rate their interest in the selection of water play features. From this, the top features (more than 400 selections) that respondents were 'extremely interested in were:

- Water spray/sprinklers
- Water fountains
- Water jets
- Splash pad
- Tipper buckets
- Push buttons to activate features
- Channels/gutters to direct water



This data was categorised into ‘interested’ (extremely interested, very interested and fairly interested responses) and ‘not interested’ (not so interested and not at all interested responses) as a comparison and this is shown below:

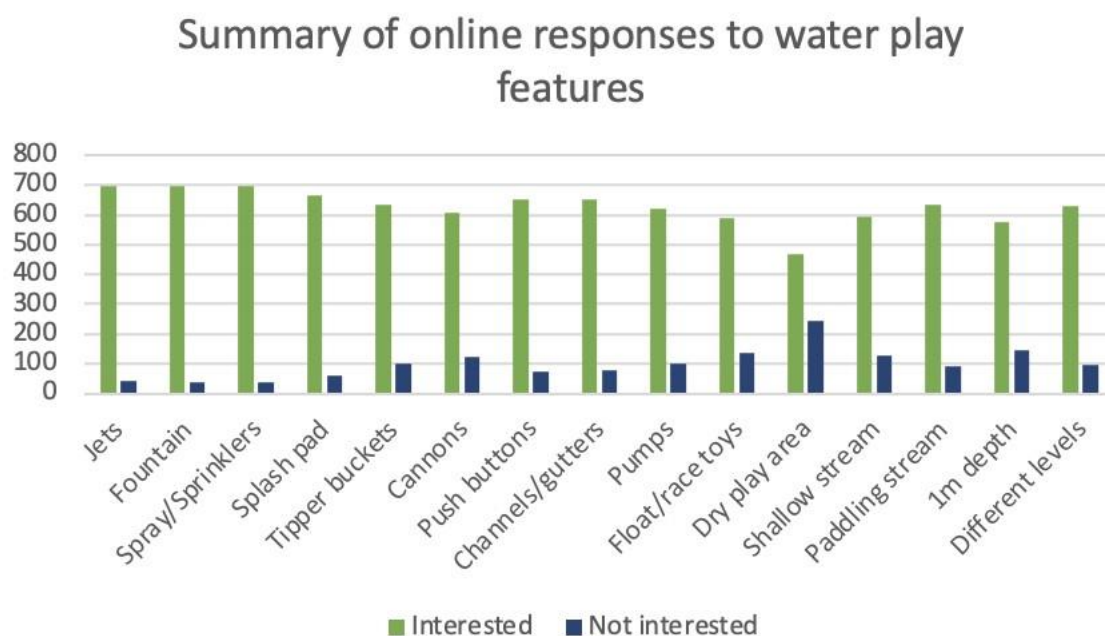


Fig. 13.0 Summary of interested and not interested responses regarding water play features from the online survey

This shows that respondents were interested in the majority of the features listed with eleven of the fifteen features listed receiving over 600 selections.

In comparison, a small number of ‘not interested’ responses were collected. The features that exceeded the 100 response average were cannons, an area to float/race toys, a dry play area, shallow stream and 1m deep water. A dry play area was the most selected option.

In comparison the responses received from children show a much clearer preference for some water play features, as shown below:

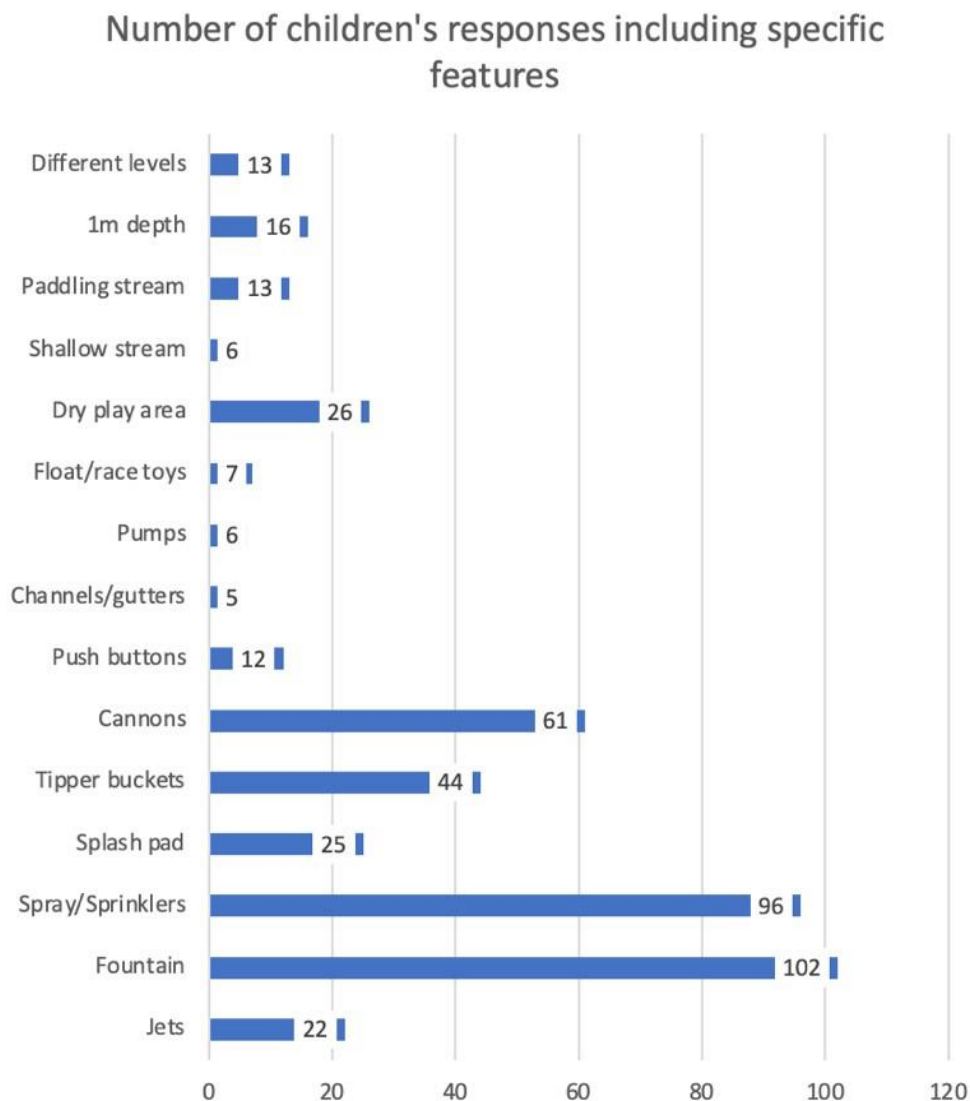


Fig. 14.0 Summary of responses collected from the children's worksheet regarding water play features

The top five water play features selected by children were: fountains (mushroom/toadstool shaped fountains were included in 15 responses), spray/sprinklers, cannons (often positioned so cannons could shoot at each other), tipper buckets and a dry play area (a sand pit was often included). A splash pad and water jets followed closely.

Although it was not a feature included in the selection provided in the online survey, many children's responses included a seating or sunbathing area. Increasing the seating area was also a recommendation made by the Parks and Gardens Team.

Many children's responses also included a fence and gated area. While this was not a feature included in the online survey, the issue of safety and security was raised in the stakeholder interviews. The Manager of Busy Beans Nursery commented that that area had to be enclosed for safety, whether this be by a fence or hedging and that access points had to accommodate the wide triple buggies used by some families and childcare professionals.



Fig.15.0 Example of a children's worksheet that includes a fence and seating area (top left)

The preference for fountains, spray/sprinklers, and tipper buckets were also identified in the survey responses. The preferences for push buttons to activate features and channels/gutters to direct water identified in the online survey were not shared with the children's responses.

The online survey also included an area for additional comments to be submitted. Many responses were comments requesting the separation of different age groups, for example so water cannons were not shot at babies and toddlers.

**Recommendation:** Fountains, spray/sprinklers and tipper buckets were identified as popular responses in both the online survey and children's worksheets. The online survey

showed a general level of interest in all of the water feature options provided and so the children's data should be referred to in order to prioritise the features included.

Consideration should also be given to different age groups using the Park, the space allocated to seating, how the area will be kept secure and accessibility in terms of the dimensions of gates and pathways.

#### 4.5 Other aspects

The online survey asked if certain aspects were important, as shown below:

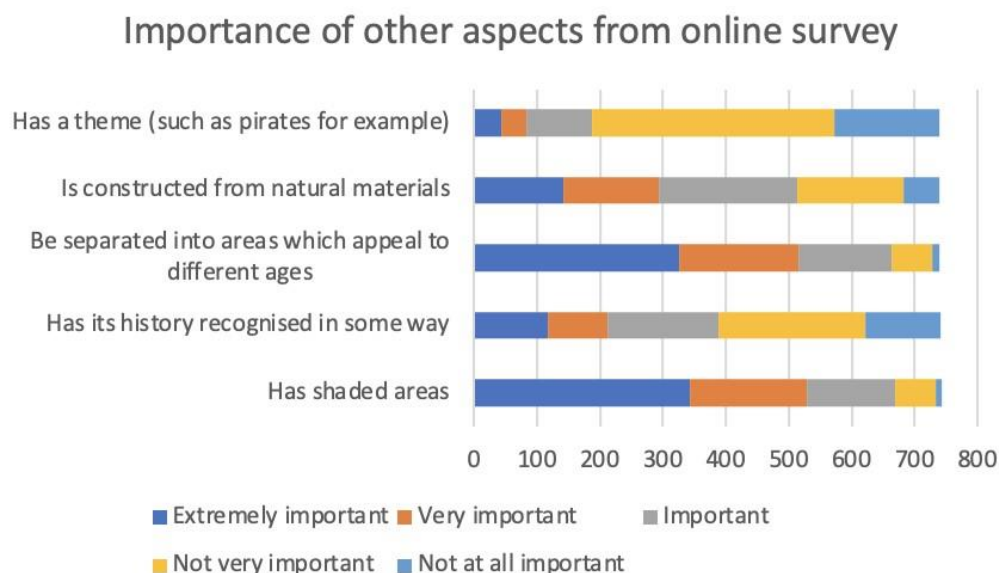


Fig. 16.0 Summary of responses regarding other aspects of the area from the online survey

This shows that the aspect rated most frequently as 'extremely important' was shaded areas followed closely by the separation of areas that appeal to different age groups.

To summarise the responses into 'important' (extremely important, very important and important responses) and 'not important' (not very important and not at all-important responses), the below chart is included:

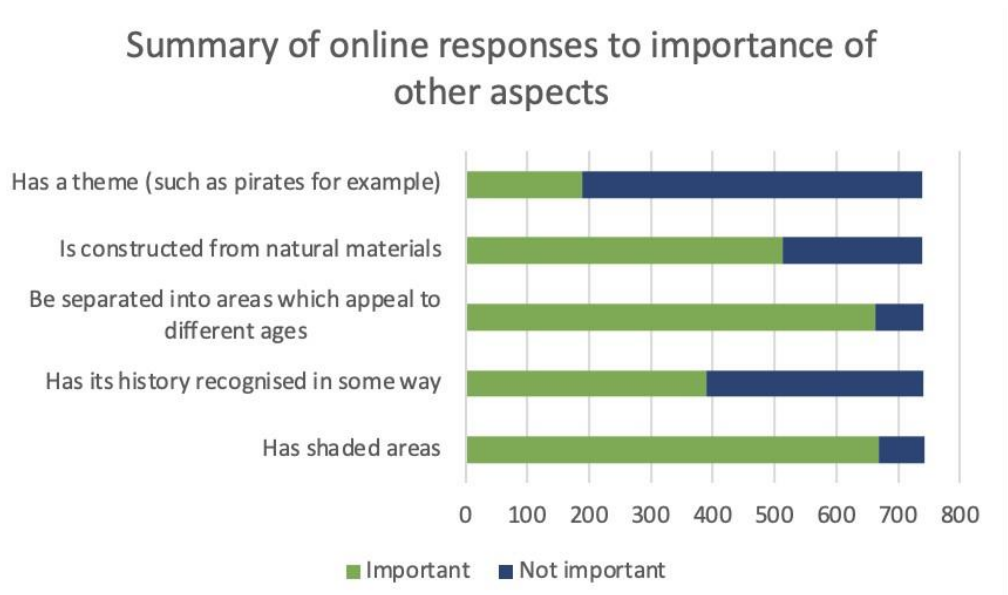


Fig. 17.0 Summary of important and not important responses regarding water play features from the online survey

This again identified shaded areas and the separation of areas that appeal to different age groups as the most important.

Responses were divided on the use of natural materials and recognising the history of the site and including a theme were not regarded as important.

The inclusion of shaded areas was identified as important by Busy Beans Nursery who use the Park on a regular basis and the Nursery Manager also suggested that the pool or parts of it could also be covered with a shade.

The history and heritage of the Park was discussed with Save Jersey's Heritage and Jersey Heritage as part of the stakeholder consultation. Both parties expressed that the future design should recognise the Park's history and heritage.

Save Jersey's Heritage suggested that the design could reflect the 1930s era in which the Park was built and Jersey Heritage commented on the natural history of the Park in that it was once sand dunes and the community history with the opportunity for people to share memories and photographs. However, their primary message was that the design should

reflect that the Park is special to the area, rather than a generic design that has no link to the Park.

The Parks and Gardens Team provided the following observations regarding the existing Paddling pool when it was in use:

- the pool regularly received in excess of 150-200 children with a turnover approximately every 20 minutes
- the water temperature could reach 28C
- pine needles falling from the surrounding trees require daily removal by hand. They suggested that a future pool could be located further from the trees
- a shower would be beneficial so children could wash off the chlorine
- sun cream creates an 'oil slick' on the pool's surface
- the pump house should be located closer than the existing facility
- there is a need for a larger seating area

The meeting with Deputy Morel highlighted the importance of considering the ongoing maintenance requirements of any future pool and water play area and ensuring these are minimised.

**Recommendation:** the inclusion of shaded areas has been identified as important from parents/grandparents/carers and childcare professionals. The separation of features so that different age groups are distanced has also been identified and this is echoed in the responses regarding the target age group. While the history of the Park was not identified as important by the online consultation, 'respecting the past and making future history' is one of the three project values and key stakeholders have reinforced this focus and provided suggestions to how this could be achieved. Various operational recommendations made in the stakeholder interviews also need to be considered to ensure the future site is easy to manage and maintain.

## 5.0 Recommendations

A summary of the five recommendations made in section 4.0 are included below for ease of reference:

- **Target age group recommendation:** the recommendation made in an interview to target the Under 10s seems sensible based on the consultation responses. The majority of respondents use the Park with children under 5 and nearly half of this group of respondents (47%) use the Park with children aged under 2 years. The future water play design must primarily appeal to this age group but also include water play features that will appeal to older children (under 10s).
- **Accessibility recommendation:** providing a site that every child can enjoy is aligned to the project value of 'Putting children first'. Consideration of the use and accessibility of the future Water Play area must be part of the design process.
- **Water Play approach recommendation:** the consultation showed overwhelmingly that the existing paddling pool should be replaced with something new. A new water play area was the preference from adults and children but over half of the children's (55%) responses included water play and a pool.
- **Water Play features recommendation:** Fountains, spray/sprinklers and tipper buckets were identified as popular responses in both the online survey and children's worksheets. The online survey showed a general level of interest in all of the water feature options provided and so the children's data should be referred to in order to prioritise the features included. Consideration should also be given to different age groups using the Park, the space allocated to seating, how the area will be kept secure and accessibility in terms of the dimensions of gates and pathways.
- **Other aspects recommendation:** the inclusion of shaded areas has been identified as important from parents/grandparents/carers and childcare professionals. The



separation of features so that different age groups are distanced has also been identified and this is echoed in the responses regarding the target age group. While the history of the Park was not identified as important by the online consultation, 'respecting the past and making future history' is one of the three project values and key stakeholders have reinforced this focus and provided suggestions to how this could be achieved. Various operational recommendations made in the stakeholder interviews also need to be considered to ensure the future site is easy to manage and maintain.

## **6.0 Conclusion**

The consultation engaged with all of the identified stakeholder groups and achieved high levels of engagement through the online survey and children's worksheets.

From the consultation a set of recommendations has been provided that can inform the design process. This was the objective of the consultation so that the next stage of the project can be led by the ideas of those that will use the future Water Play area.



# Children's consultation: what you said and what we're doing



**HAVE YOUR SAY ON A NEW  
Coronation Park  
water play area**

 **JERSEY PUTTING  
CHILDREN FIRST**

Image provided by Willen Lake, Splash 'n' Play

# My dream water play

Help us design a new water play area at Coronation Park. In the space below, draw or write down what your dream water play area would look like.

First name:  Age:  School:



The water play area at Coronation Park is being redesigned. We will create a place that is safe, fun and somewhere that children and their families/carers will want to go to again and again. We want to be inspired by children, and to use their designs to inspire Islanders.

Completed worksheets to be received by 29 March 2021:

- Email: [dfi@gov.je](mailto:dfi@gov.je)
- Post: Water Play Designs, PO Box 412, St Helier, JE4 8UY

Name of parent / guardian / teacher submitting this worksheet:

☐ Tick here if you consent to this worksheet being used to publicise the new Coronation Park water play area (children's identities will not be included)

Adults can give their views by going to [gov.je/WaterPlay](https://gov.je/WaterPlay).

To help us design the new Water Play area at Coronation Park, we asked you to draw or write about your dream water play area.

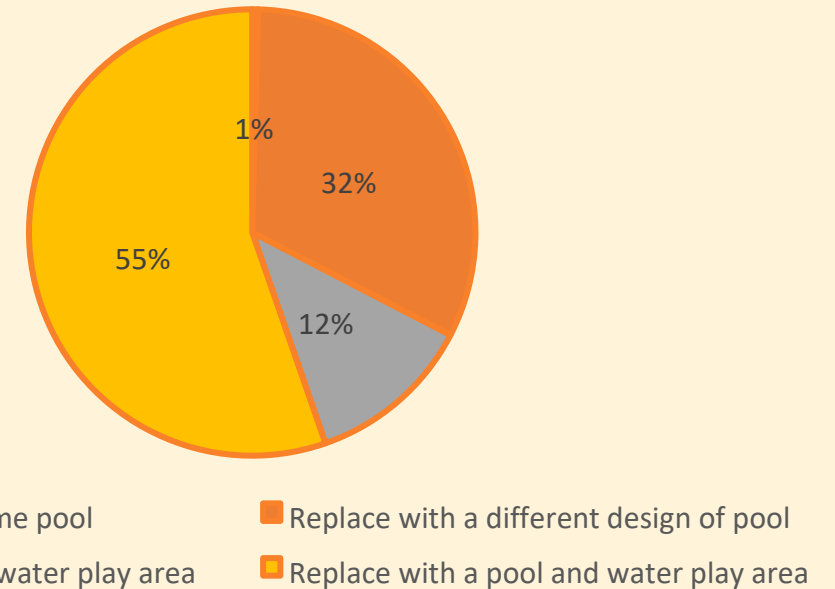
We received ideas from 233 children.

Thank you to everyone who shared their ideas with us.

# Type of water play area: what you told us



Types of water play areas shown in children's responses



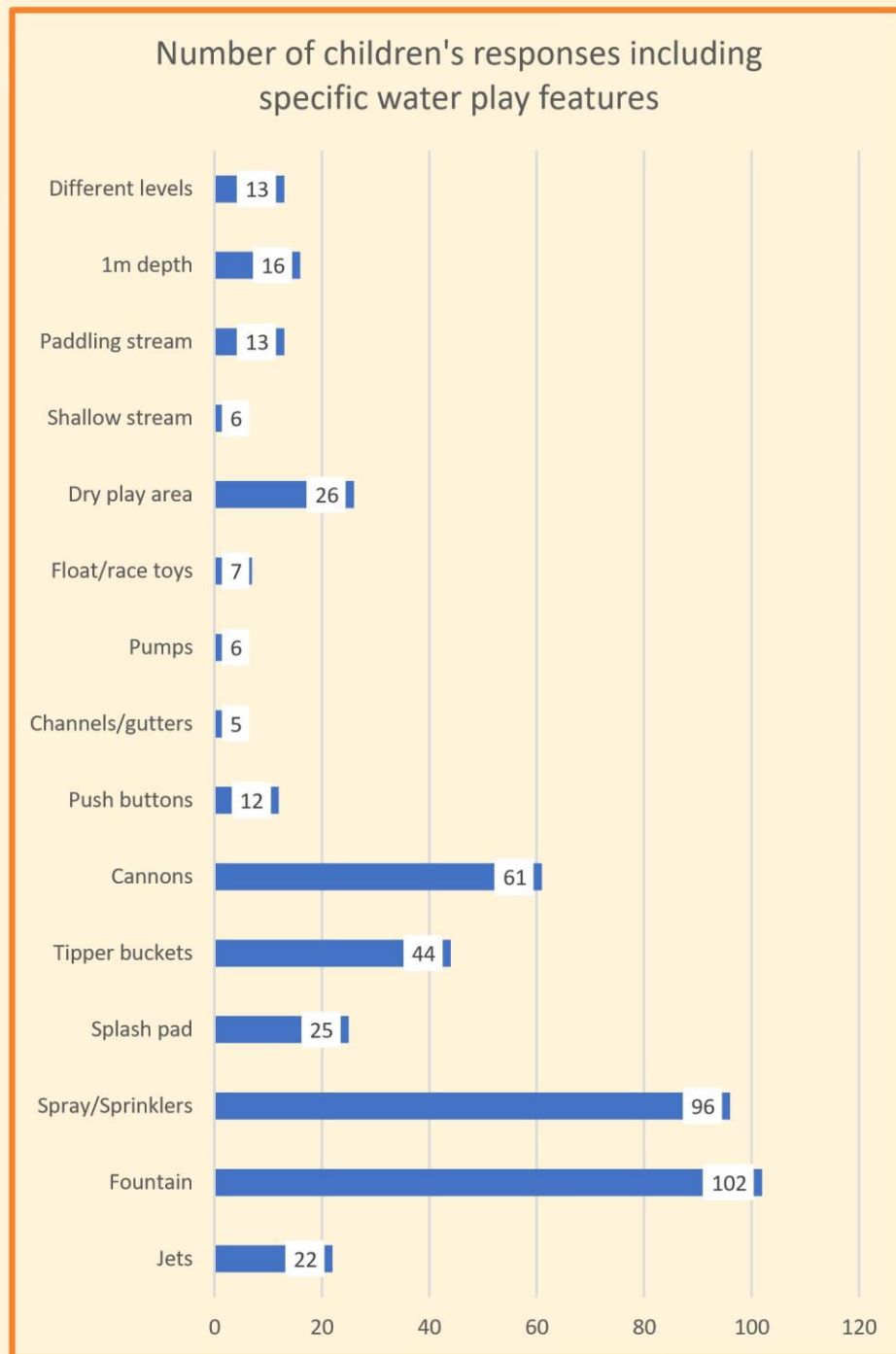
More than half of all the responses included a pool and a water play area. About a third of responses included a pool but most of these ideas included a deep swimming pool.



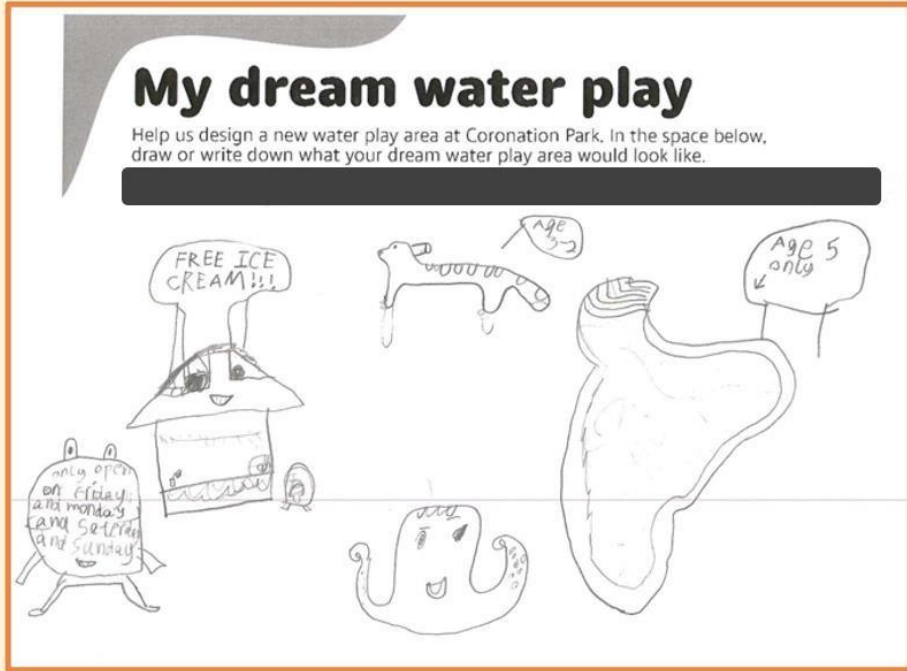
# Type of features: what you told us

**Jets, Fountains,  
Sprinklers, Splash  
pad, Tipper  
buckets and lots  
more**

The most popular features were fountains, spray/sprinklers, cannons and tipper buckets.



# Other things you told us



## Consider different age groups

Over a quarter of the children's responses separated the water play area into areas for different age groups.

## Access for all

4% of the children's responses included wheelchair access.



# Other things you told us

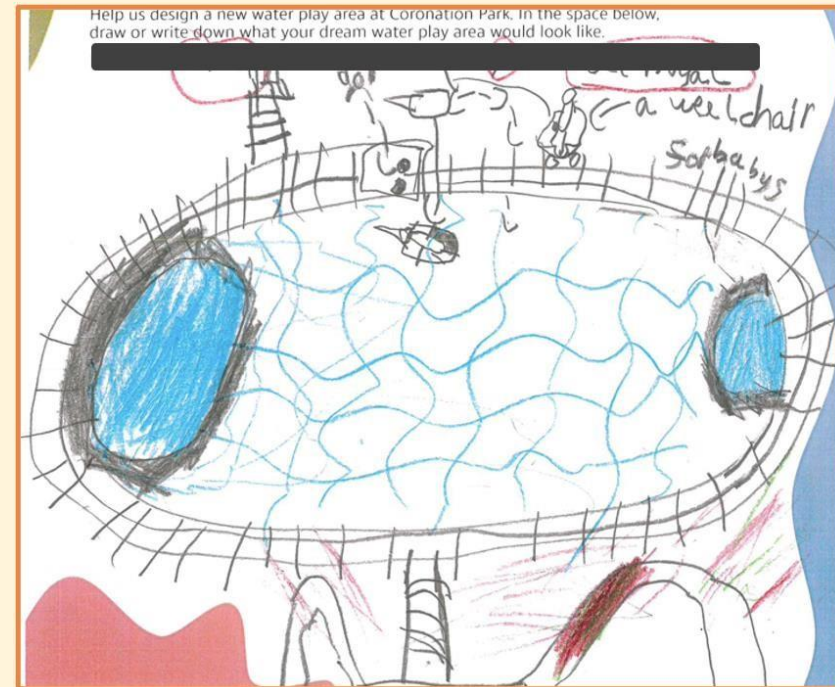


## Somewhere to sit

Many children's responses included a seating or sunbathing area.

## Safety

Many children's responses included a secure fenced area.







# Other things you told us

## Swimming pools, diving boards and water slides

Many children's responses included a deep swimming pool with diving boards and water slides.



These features won't be possible as they are better suited to swimming pools and water parks which can be larger and deeper and are always monitored by lifeguards.

Any pool included in the future water play area in Coronation Park will be a paddling pool or paddling stream.

## Other people we asked

We collected ideas from parents/grandparents/carers using an online survey and had a number of meetings with people involved with the Park.

The findings about the future water play area and water play features were:

- Nearly half of all responses preferred a new water play area and roughly a quarter preferred a new pool
- The responses showed interest in most of the possible water play features

These results will be combined with the children's responses.

# Combined results

The children's responses, meetings and online survey results have told us:

- The existing paddling pool should be replaced with something new. A new water play area was the preference from adults and over half of the children's responses included water play and a pool
- The water play area should appeal to children under 5 and include features that will appeal to the under 10s. Consideration should be given to how different age groups will use the Park
- The area should be accessible, safe and fun for all children
- Fountains, spray/sprinklers and tipper buckets were popular responses in both the online survey and children's worksheets. The responses from the children's worksheets should be used to prioritise the other features included

All of this information has been given to the team who will design the future Water Play area.

# What happens now

Designers are now planning what the future Water Play area will look like.

Planning permission is required before building work can start. We hope to follow this plan:



Summer 2021:  
Planning  
application is  
submitted

Autumn 2021:  
Building work  
starts

Easter 2022:  
New Water Play  
area opens

# Thank you

233 children shared their ideas with us.

Thank you to every child who took part and every grown up that helped make this happen.

A message for every child that shared ideas with us:

You have taken part in a Government of Jersey consultation.

You have thought about what you want to see in the future water play area and shared your ideas with us. Your ideas will inform our design and be a part of our decision making.

We hope you enjoyed taking part and we look forward to sharing updates with you in the future.