

Introduction

Due to the COVID-19 pandemic it is important for key economic information to be available in a timely manner, to inform decision makers, businesses and members of the public. Therefore, in the short term, Statistics Jersey will be producing this report on a weekly basis to provide statistics in the following areas:

- Registered Actively Seeking Work (ASW)
- Income Support
- Business Disruption Loan Guarantee Scheme
- Coronavirus Government Co-Funded Payroll Scheme (Phases One and Two)
- COVID Related Emergency Support Scheme (CRESS)
- Royal Court housing activity
- Road and public transport usage

Statistics Jersey aim to release this report every Friday at 10:00 but, as this is not a previously scheduled report, the time of release may be subject to change.

Summary

On 24 May 2020

- the total number of people registered as ASW¹ was 2,380; this total is 50 higher than a week earlier and 1,540 higher than at the end of the comparable week a year earlier (26 May 2019)²
- similar numbers of females (1,210 individuals) and males (1,170 individuals) were registered as ASW
- over a quarter (27%) of all people registered as ASW had been registered for less than one month
- there were 6,550 active Income Support claims, 20 more than on 17 May 2020, and 940 more than a year earlier (31 May 2019). This latest number of claims provided support for:
 - 8,400 adults
 - 3,400 children
- there were 280 active CRESS claims (for individuals having less than 5 years residency); this latest number was 20 lower than a week earlier. These claims provided support for:
 - 350 adults
 - 50 children
- a total of 2,950 businesses, covering 14,490 employees, had claimed funding under Phase 2 of the Government Co-Funded Payroll Scheme; around £19.2 million had been paid out under this Scheme
- road usage and public transport usage both increased compared with the previous week

On 22 May 2020

- around 40 loans had been approved under the Business Disruption Loan Guarantee Scheme; the total amount of loans approved was £1,821,000, of which £1,496,000 had been drawn down
- there were 15 residential properties transacted through the Royal Court, 8 of which were eligible to be included in the Jersey House Price Index

¹ Please note that those claiming CRESS and registered as ASW are excluded from these figures, see pages 2-3 for more detail.

² Numbers of individuals are rounded independently to the nearest 10 throughout this report; hence, categories may not sum to totals.

Registered Actively Seeking Work

Customer and Local Service (CLS) compiles data on people in Jersey who are registered as Actively Seeking Work (ASW). Statistics Jersey independently analyses this anonymised data and publishes a quarterly report. This new weekly report constitutes a summarised, more frequent version of the quarterly report.

It is important to note that unemployed Jersey residents are not required to register as ASW. There are, however, certain requirements for those in receipt of an Income Support claim. Changes to the Income Support criteria have an impact on the total numbers registered as ASW. The numbers presented constitute an informative set of indicators of the level of individuals registered as ASW in the Island at a given point in time. For more information on historical ASW statistics, and methodological information, see the latest quarterly report [here](#).

Due to the COVID-19 pandemic, some individuals who are unemployed may not yet be registered as ASW:

- their Income Support application is still to be assessed by CLS
- they have recently been made unemployed and have not yet registered with CLS
- they do not know their current employment status: they may be unemployed; or they may still be in employment with their employer through the Coronavirus Government Payroll Co-Subsidy Scheme

On 24 May 2020, there were 2,380 people registered as Actively Seeking Work (ASW). The total number registered on this date was 50 higher than a week earlier (17 May 2020) and 1,540 higher than at the end of the comparable week a year earlier (26 May 2019) – see Table 1 and Figure 1.

Table 1 – Number of registered ASW excluding CRESS claimants, CRESS claimants and Total Registered; 6 April 2020 – 24 May 2020

	12 Apr 2020	19 Apr 2020	26 Apr 2020	3 May 2020	10 May 2020	17 May 2020	24 May 2020
Registered ASW excluding CRESS claimants	1,220	1,640	1,930	2,200	2,280	2,330	2,380
Registered ASW CRESS claimants	100	190	300	320	330	320	290
Total Registered	1,320	1,830	2,230	2,520	2,600	2,650	2,670

Figure 1 shows a historical series of the number of people registered as ASW (excluding CRESS claimants) from January 2014 to date.

Figure 1 – Number of registered ASW excluding CRESS claimants, January 2014 – 24 May 2020



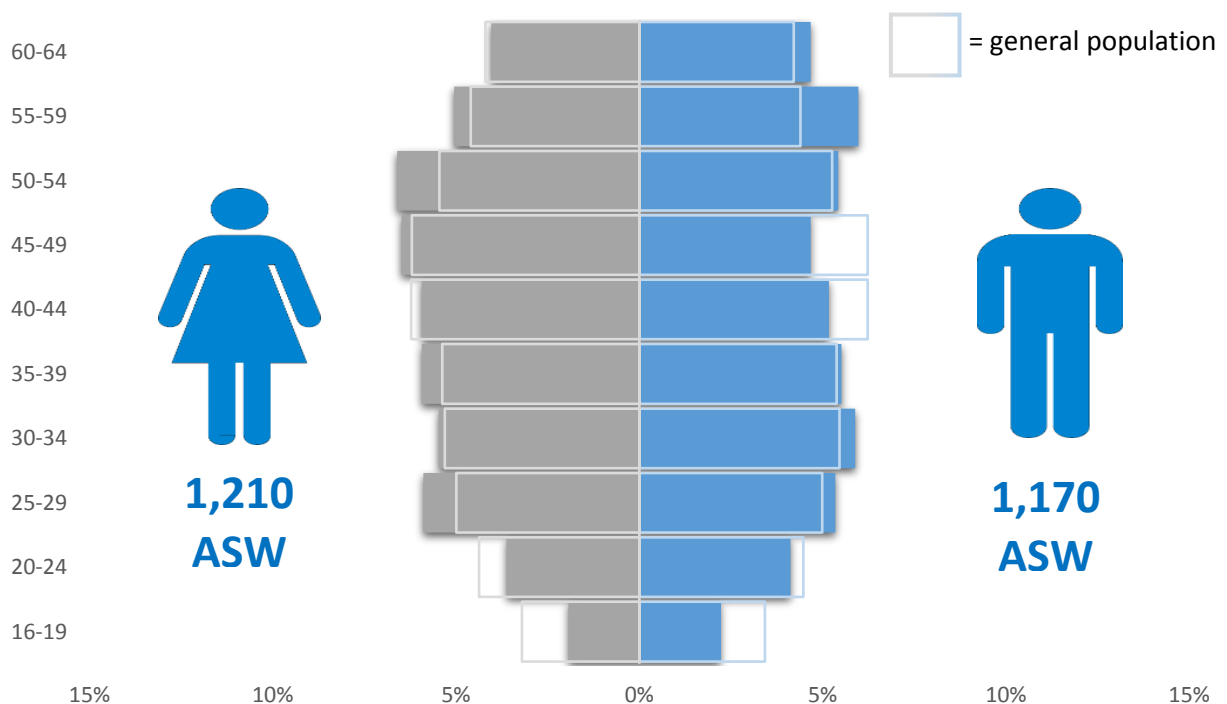
For comparability with the previous year (2019), Table 1 shows separately the number of individuals registered as ASW excluding CRESS claimants and the number of claimants of the new CRESS benefit. The latter may be claimed by individuals who have been working in Jersey for less than five years and, therefore, would not previously have been required to register as ASW.

Registered ASW by age and sex

On 24 May 2020, similar numbers of females (1,210 individuals) and males (1,170 individuals) were registered as ASW. In terms of the breakdown of sex by age group:

- there were more females than males registered in the 25-29 age group and all age groups 35-54
- there were more males than females registered in all other age groups

Figure 2 – Age and sex distribution of individuals registered as ASW compared with proportions in the general population³, 24 May 2020



On 24 May 2020, 12% of people registered as ASW were under 25 years of age (280 individuals); 4% of the total were teenagers, aged 16-19 years (100 individuals).

Registered ASW duration

Of all individuals registered as ASW on 24 May 2020, around seven-tenths (69%) had been registered for three months or less. Over a quarter (27%) of all individuals registered as ASW had been registered for less than one month, corresponding to 630 individuals.

In the week ending 24 May 2020, around 90 individuals were newly registered as actively seeking work. This latest number of new registrants was around 30 lower than that recorded during the previous week (week ending 17 May 2020) and was 30 lower than during the entire month of May a year earlier.

³ Age and sex proportions as recorded by the 2011 Jersey Census.

Industry

Individuals working in some industries of the economy, notably the Finance sector, often seek employment through private agencies and do not register as ASW with Customer and Local Services. Such industries will, therefore, tend to be under-reported in the ASW numbers.

The last industry of employment was recorded for around nine out of ten people (91%) registered as ASW. On 24 May 2020:

- 20% were previously employed in 'Miscellaneous professional & domestic services' an increase of 1 percentage point (pp) compared to 31 March 2020
- 16% were previously employed in 'Hotel, restaurants, pubs and clubs' an increase of 2 pp compared to 31 March 2020
- 15% were previously employed in 'Retail and Wholesale, Motor repairs and sales' a decrease of 4 pp compared to 31 March 2020
- 13% were previously employed in 'Construction and allied trades, mining and quarrying' an increase of 5 pp compared to 31 March 2020
- 13% were previously employed in 'Banking, Miscellaneous Insurance, Finance and Business' a decrease of 3 pp to 31 March 2020

Income Support

Income Support is a single, means-tested benefit available to individuals who have a low household income, pass the Income Support residence test and are working; looking for work or exempt from looking for work. This benefit provides financial support towards the costs of housing, living, health needs and child care. Since individuals claim on a household basis, multiple individuals may be supported by a single claim.

On 24 May 2020 there were 6,550 active Income Support claims. These claims supported 8,400 adults and 3,400 children. Compared with a week earlier (17 May 2020), the latest number of claims was 20 higher, the number of adults supported was 10 higher and the total number of children supported was 10 lower – see Table 2.

Table 2 – Active Income Support Claims, adults and children supported; 29 February 2020 – 24 May 2020

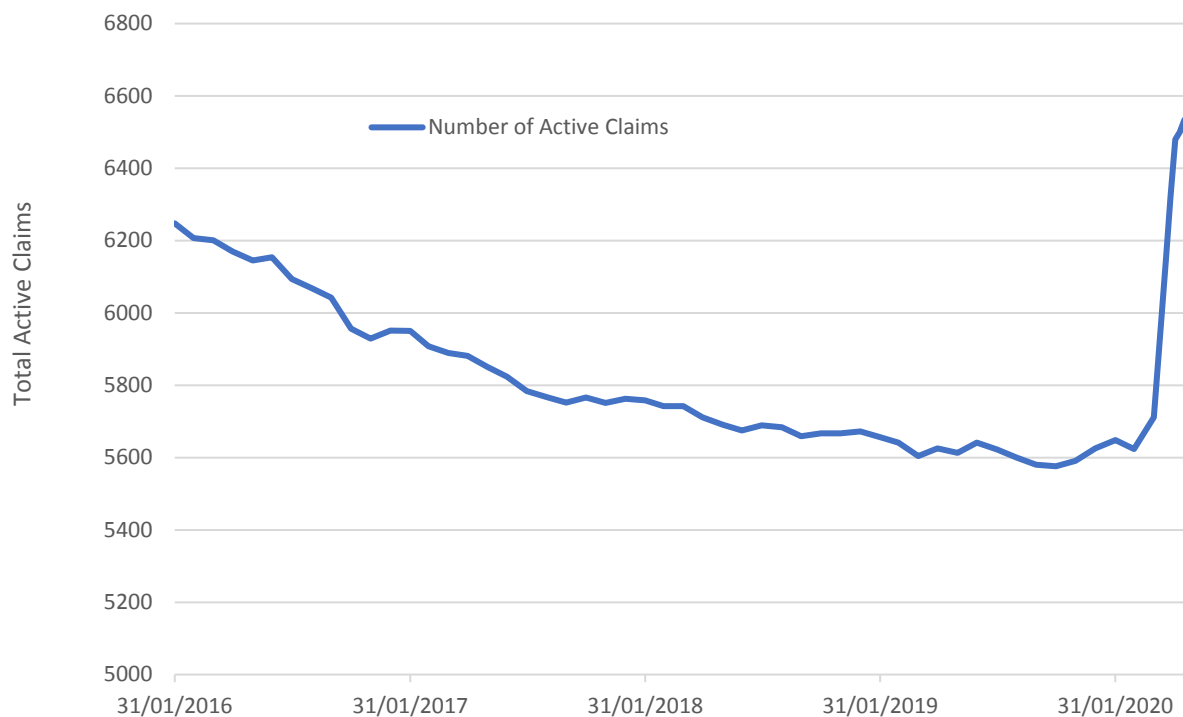
	31 Mar 2020	19 Apr 2020	26 Apr 2020	3 May 2020	10 May 2020	17 May 2020	24 May 2020
Active Income Support Claims	5,710	6,150	6,320	6,480	6,500	6,530	6,550
Adults	7,190	7,830	8,090	8,320	8,350	8,390	8,400
Children	3,160	3,280	3,340	3,400	3,410	3,410	3,400

Compared with the closest available date a year earlier (31 May 2019), the latest number of claims was 940 higher, the number of adults supported was 1,340 higher and the total number of children supported was 220 higher – see Table 3.

Table 3 – Active Income Support Claims, adults and children supported; 31 January 2019 – 31 May 2019

	31 Jan 2019	28 Feb 2019	31 Mar 2019	30 Apr 2019	31 May 2019
Active Income Support Claims	5,660	5,640	5,600	5,630	5,610
Adults	7,140	7,130	7,060	7,070	7,060
Children	3,100	3,120	3,110	3,140	3,180

Figure 3 – Active Income Support Claims 31 January 2016 – 24 May 2020



Business Disruption Loan Guarantee Scheme

The Business Disruption Loan Guarantee Scheme provides government backed lending (loans provided by major banks that are guaranteed by government) to local businesses which have been impacted by Covid-19 related measures. The key features of the Scheme can be found in the [Notes](#). Some applicants to the Scheme may have been eligible for loans outside of this government Scheme and as such will not appear in these figures.

For loans under this Scheme that have been completed **and reported** to Government by 22 May 2020:

- around 40 loans⁴ had been approved by lenders in Jersey
- the total amount of loans approved was £1,821,000, of which £1,496,000 had been drawn down

⁴ Rounded to the nearest 5.

Coronavirus Government Co-Funded Payroll Scheme

The Government Co-Funded Payroll Scheme consists of two Phases, each with different qualifying criteria. Those businesses meeting the qualifying criteria set by the Government receive payments towards employees' wages. More information on this Scheme can be found on gov.je

All Phase One applications have been processed and the scheme has closed; for completeness, Table 4 will remain in this report. Additional Phase Two applications were processed in the week ending 17 May 2020.

Table 4 shows the number of businesses and employees receiving assistance under this Scheme, and the total amount paid, during Phase One. The week ending 12 April 2020 was the first week in which businesses could submit a claim to the Scheme; hence a large proportion of the total number of claims to date occurred in that week.

Table 4 – Coronavirus Government Co-Funded Payroll Scheme Phase One; 12 April 2020 – 10 May 2020⁵

	12 Apr 2020	19 Apr 2020	26 Apr 2020	3 May 2020	10 May 2020	Cumulative Total
Total Business Claims	610	80	90	100	20	890
Total Jobs Supported	4,980	380	540	780	110	6,780
Total Amount Paid	£1,458,580	£103,140	£147,900	£238,390	£24,690	£1,972,690

Table 5 shows the number of businesses and employees receiving assistance under this Scheme, and the total amount paid, during Phase Two. The week ending 10 May 2020 was the first week in which claims were processed.

Table 5 – Coronavirus Government Co-Funded Payroll Scheme Phase Two; 10 May 2020 – 24 May 2020⁵

	10 May 2020	17 May 2020	24 May 2020	Cumulative Total
Total Business Claims	1,310	1200	440	2,950
Total Jobs Supported	3,910	8,480	2,110	14,490
Total Amount Paid	5,475,360	10,942,790	2,765,940	19,184,090

⁵ Weekly information may be revised in the following week. This is due to a small number of payments being returned to Government, usually due to incorrect banking details, after the statistics for the week have been compiled. These returned payments may be paid again in future weeks.

COVID-Related Emergency Support Scheme

COVID Related Emergency Support Scheme (CRESS) is a newly introduced scheme to support people who have been working in Jersey for less than 5 years and who have lost their full-time employment income due to the coronavirus (COVID-19) pandemic.

CRESS provides weekly payments to cover basic costs; it does not offer any additional support with rent or mortgage costs. The CRESS scheme is conditional on the applicants being available to support any voluntary, Government or community work during the current situation. They must also undertake relevant job-seeking activities and take up any paid employment that is available.

On 24 May 2020, there were 280 active CRESS claims, supporting 350 adults and 50 children – see Table 6.

Table 6 – Active CRESS Claims, adults supported, children supported; 12 April 2020 – 24 May 2020

	12 Apr 2020	19 Apr 2020	26 Apr 2020	3 May 2020	10 May 2020	17 May 2020	24 May 2020
Active CRESS Claims	100	180	280	300	310	300	280
Adults	120	220	360	380	380	390	350
Children	20	30	60	60	60	60	50

Compared with a week earlier (17 May 2020) the latest number of claims was 20 lower, the number of adults supported was 40 lower and the number of children supported was 10 lower.

Royal Court housing activity

Royal Court transactions represent essentially all of the residential house sales and around 30% of residential flat sales in Jersey.

Table 7 shows the turnover and total value of residential properties transacted each week in the Royal Court, applying two sets of definition of property: those included in the quarterly House Price Index (HPI); and an extended set which includes the following additional property types: 1-bedroom and 5- or more bedroom houses; 3- or more bedroom flats; bedsits; and designated first time buyer, age restricted and housing gateway properties. Comparable data for the similar time period in 2019 is shown in Table 8.

Table 7 – Royal Court Housing Activity 2020⁶

Week	Date	HPI definitions		Extended definition	
		Turnover	Total Value	Turnover	Total Value
13	27/03/2020	21	12,622,500	31	21,670,750
14	03/04/2020	20	11,611,500	24	14,361,500
15	17/04/2020	23	14,454,500	25	15,165,500
16	24/04/2020	7	3,966,010	10	5,556,010
17	01/05/2020	5	2,335,000	6	3,169,600
18	07/05/2020	1	290,000	2	760,000
19	15/05/2020	5	2,455,000	5	2,455,000
20	22/05/2020	8	4,071,500	15	8,020,500

Note: 10/04/2020 was Good Friday and as such there was no Royal Court sitting. 08/05/2020 was a Bank Holiday; the Royal Court sitting was held on 07/05/2020

Table 8 – Royal Court Housing Activity 2019

Week	Date	HPI Definitions		Extended definition	
		Turnover	Total Value	Turnover	Total Value
13	29/03/2019	29	22,080,500	31	22,960,500
14	05/04/2019	21	9,396,000	25	12,441,000
15	12/04/2019	49	28,035,500	54	31,401,500
16	26/04/2019	38	20,505,000	49	27,767,000
17	03/05/2019	21	11,292,000	26	13,396,000
18	10/05/2019	16	10,809,750	17	11,959,750
19	17/05/2019	22	14,286,000	24	16,146,000
19	24/05/2019	18	10,972,050	20	12,052,050

Note: 19/04/2019 was Good Friday and as such there was no Royal Court sitting.

Since the numbers presented in Tables 7 and 8 are broken down on a weekly basis, individual figures can be affected by specific new developments and also by seasonal effects such as Good Friday. Caution is advised, therefore, when making weekly comparisons.

⁶ Values provided in this section are unrounded.

Road and public transport usage

Growth, Housing and Environment (GHE) measures the level of traffic on a number of roads in the Island. Looking at change in these levels gives an insight into the effect the coronavirus pandemic and lockdown have had on Islanders' movements around Jersey. As lockdown measures are potentially eased, and sectors of the economy reopen, these numbers will provide an insight into if, and how quickly, the Island returns to previous levels of movement.

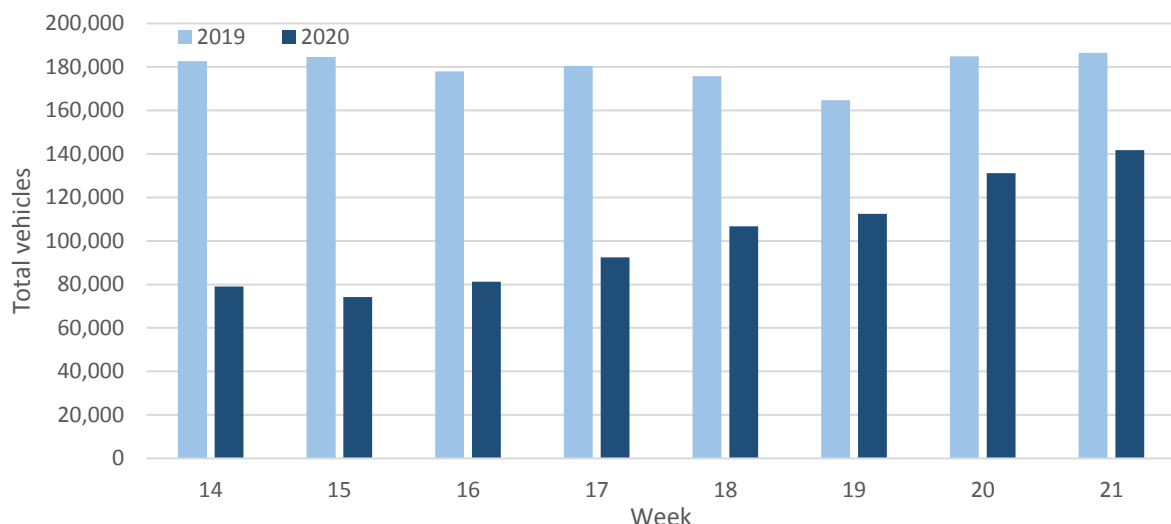
Table 9 shows the weekly total number of vehicles passing through the tunnel; other roads in the Island have seen similar behaviour in traffic movements during the same period.

Table 9 – Weekly number of vehicles passing through the tunnel; weeks ending 5 April 2020 – 24 May 2020

Week	14	15	16	17	18	19	20	21
	5 Apr 2020	12 Apr 2020	19 Apr 2020	26 Apr 2020	3 May 2020	10 May 2020	17 May 2020	24 May 2020
Total vehicles	79,100	74,234	81,250	92,490	106,740	112,410	131,200	141,730
Impactful events	Lockdown starts	Good Friday	Easter Monday	-	-	May Day, Liberation Day	-	-

Figure 4 shows the weekly total number of vehicles passing through the tunnel in 2020 and comparable weeks in 2019. Note that in 2019: weeks 15 and 16 were school holidays; week 16 contained Good Friday; week 17 contained Easter Monday; week 18 the tunnel was closed on the Monday, Tuesday and Wednesday evenings; in week 19 there was May Day and Liberation Day.

Figure 4 – Weekly number of vehicles passing through the tunnel; 2019 and 2020



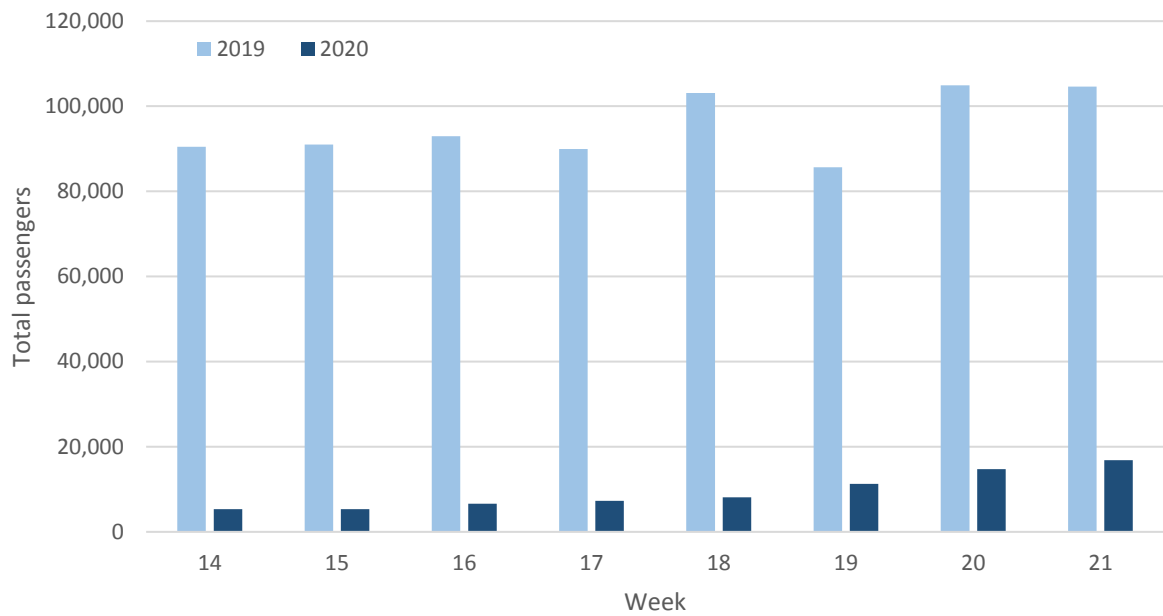
GHE also receives information on the usage of public transport in Jersey. In order to provide an insight into travel within the Island, the total weekly number of bus passengers in 2020 are shown in Table 10. It should be noted that there may have been different numbers of bus journeys timetabled in each week due to Public Holidays and lockdown measures.

Table 10 – Total weekly bus passengers; weeks ending 5 April 2020 – 24 May 2020

Week	14	15	16	17	18	19	20	21
	5 Apr 2020	12 Apr 2020	19 Apr 2020	26 Apr 2020	3 May 2020	10 May 2020	17 May 2020	24 May 2020
Total passengers	6,390	5,320	5,360	6,600	7,270	8,100	11,310	14,750

Figure 5 shows the weekly total number of bus passengers in 2020 and the comparable weeks in 2019.

Figure 5 – Total weekly bus passengers; 2019 and 2020



Notes

1. Data Sources

Customer and Local Services (CLS) are the principal data source for the following sections: Registered Actively Seeking Work (ASW), Income Support, Coronavirus Government Co-Funded Payroll Scheme, COVID-Related Emergency Support Scheme.

The Public Registry online “PRIDE” database is the principal data source for Royal Court housing activity. This data is supplemented by information on the type and size of each property sourced from estate agent advertisement brochures and planning documents, as well as information provided by the Island’s Parishes and Customer and Local Services.

Treasury and Exchequer are the principal data source for the Business Disruption Loan Guarantee Scheme.

Growth, Housing and Environment are the principal data source for road and public transport usage.

2. Registered Actively Seeking Work

The number of people registered as ASW includes all people who are registered with Back to Work. The ASW total will also include individuals who are working fewer than the 35 hours per week required under the terms of Income Support; such individuals will simultaneously be working and registered as Actively Seeking Work. Individuals who are ASW and claiming via CRESS are given separately for comparability, as before this scheme there would have been no obligation for these individuals to register.

When placing the figures contained in this report in a longer-term historical context it should be recognised that there have been significant changes in the criteria relating to registered ASW in Jersey in recent years. In particular, the introduction of Income Support in 2008 led to greater numbers of individuals who were actively seeking work being included in the registered figures.

People who are registered as Actively Seeking Work receive the support of Back to Work, including targeted support specifically for young people aged 16-24 years, those who are long term unemployed or those who have other barriers to employment. There is also industry-specific support as well for those who are closer to employment.

In addition to the above, some individuals registered as ASW will be assisted by the Jersey Employment Trust (JET), a registered charity whose role is to assist people with a disability to prepare, find and maintain employment.

As well as the development and expansion of the above schemes, Back to Work is responsible for:

- the Employment Incentive
- a dedicated Back to Work Recruitment team
- industry and employer specific initiatives

The aim of Back to Work is to increase access to job opportunities for locally qualified people who are registered as Actively Seeking Work by supporting jobseekers and building a partnership with employers to provide sustainable job opportunities.

All figures presented in this report, are based on the non-seasonally adjusted measures.

3. Key features of the Business Disruption Loan Guarantee Scheme

- the Government of Jersey underwrites 80% of lending under the Scheme up to the value of £50 million
- credit is only extended to businesses which are considered viable were it not for Covid-19 related disruption, in line with a prescribed questionnaire and the bank's own judgement
- applications for finance must be to support a business's working capital and will not involve extensions to existing facilities, re-financing or asset financing
- the Scheme is open to all local businesses. Credit extended under the Scheme will be between £5,000 and £500,000 per business. The term of any credit facility under the Scheme must be no more than 6 years, with a maximum of 3 years for overdrafts
- if the lending is below £250,000 it can be unsecured. If the lending is above £250,000, the bank will establish a lack, or absence, of sufficient security prior to an applicant using the Scheme
- the maximum interest rate a bank can charge under the Scheme is 4.5% above the Bank of England base rate (currently 0.1%)
- the Scheme originally excluded businesses in certain sectors and all businesses with a turnover greater than £10 million. These restrictions have subsequently been removed, this being announced on 15 May 2020

Statistics Jersey
29 May 2020