

Control of Housing and Work Quarterly Statistics

Quarter 3 - 2023



Additional staffing applications received and granted in quarter

License Type	Licensed		Registered Permanent		Registered Seasonal / Fixed Term Contract	
	Received	Granted	Received	Granted	Received	Granted
Agriculture and fishing	1	1	0	0		
Computer and related activities	2	1	0	0		
Construction and quarrying	3	3	10	10	1	1
Education health and other services	25	22	35	35		
Financial and legal activities	45	45	12	12		
Hotels restaurants & bars			36	33	5	5
Manufacturing	1	1	4	4	0	0
Real estate and other business activities	6	6	14	12	1	1
Transport storage and communication	1	1				
Wholesale and retail trades	5	5	7	7	0	0
Total	89	85	118	113	7	7

Additional Staffing Permissions

Additional Staffing Permissions

5

Avr. Days to Process

New Business Applications

Includes sole traders, partnerships, companies and incorporated associations

2

Avr. Days to Process

Other Services

Includes non-resident undertakings, licence revisions, change of ownership, etc.

2

Avr. Days to Process

96%

% Licensed Granted

96%

% All Registered Granted

96%

% Registered Permanent Granted

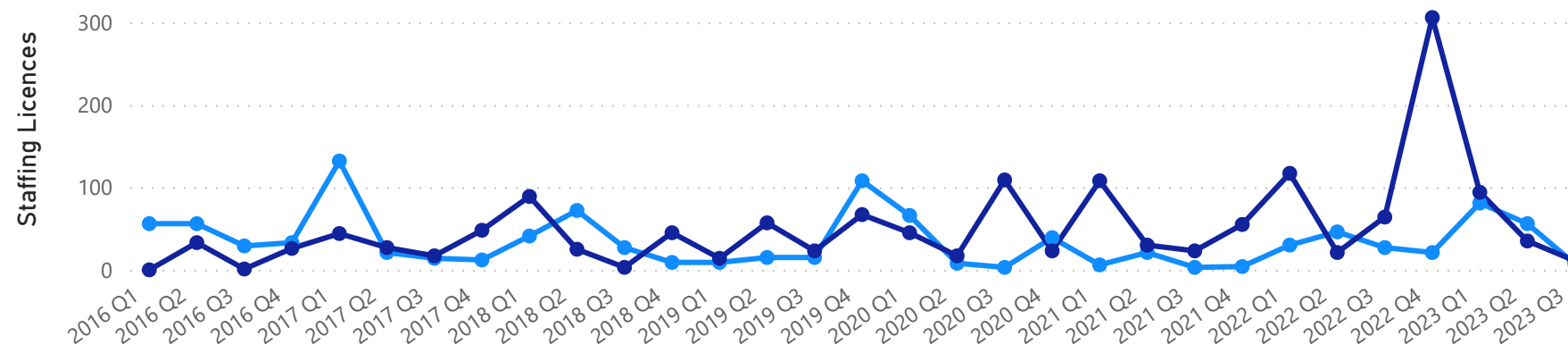
Control of Housing and Work Quarterly Statistics

Quarter 3 - 2023



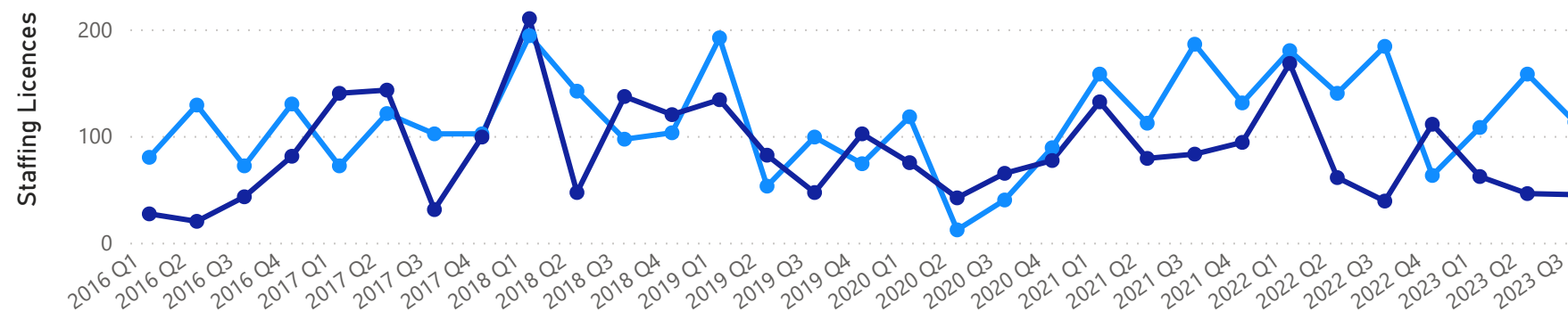
Registered Permissions Granted and Removed (Seasonal)

● Registered Seasonal Granted ● Registered Seasonal Removed



Registered Permissions Granted and Removed (Permanent)

● Registered Permanent Granted ● Registered Permanent Removed



Total Registered Permissions Removed by Sector Since 1st July 2013

Sector	Registered Permissions Revoked
Agriculture and fishing	1083
Computer and related activities	92
Construction and quarrying	368
Education health and other services	846
Electricity gas and water supply	36
Financial and legal activities	1110
Hotels restaurants & bars	1789
Manufacturing	78
Public Sector	79
Real estate and other business activities	963
Transport storage and communication	285
Wholesale and retail trades	893

Note: The large number of seasonal permissions removed in 2022 Q4 relates to a small number (<5) specific undertakings where their permissions removed/surrendered after review.

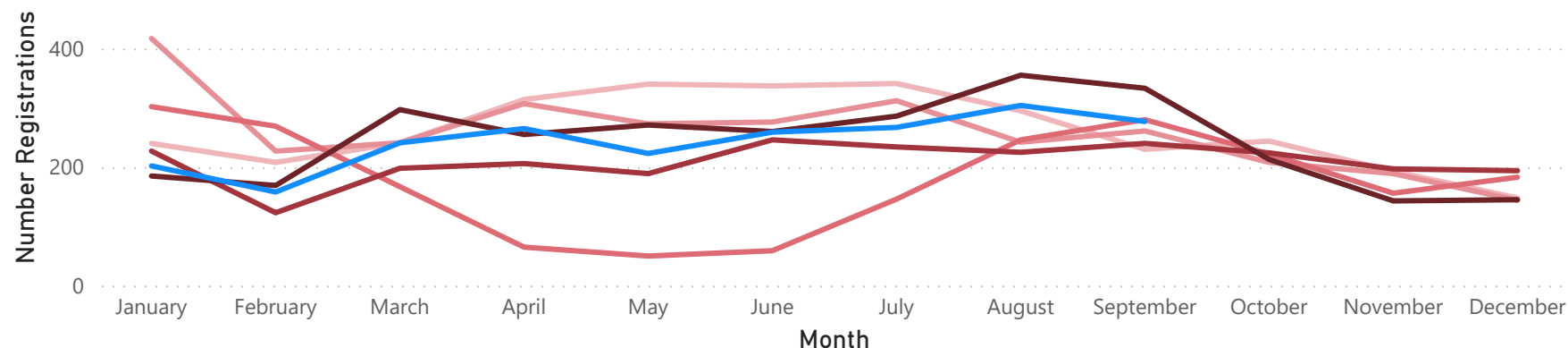
Control of Housing and Work Quarterly Statistics

Quarter 3 - 2023



Number of Control of Housing and Work Law Registrations (Seasonal Distribution)

Year ● 2018 ● 2019 ● 2020 ● 2021 ● 2022 ● 2023



Year	January	February	March	April	May	June	July	August	September	October	November	December	Total
2014	234	131	176	311	226	240	194	222	195	158	96	115	2,298
2015	288	158	252	331	259	281	292	235	239	211	148	110	2,804
2016	398	266	274	379	260	325	289	253	246	211	143	113	3,157
2017	317	208	245	279	270	276	284	300	230	201	168	107	2,885
2018	240	208	241	314	340	337	341	295	230	244	193	148	3,131
2019	417	227	241	307	273	276	312	242	261	208	189	144	3,097
2020	302	269	167	65	50	59	146	246	280	222	156	183	2,145
2021	227	123	198	206	189	246	234	225	240	224	197	194	2,503
2022	185	169	297	255	271	260	286	355	333	213	143	145	2,912
2023	202	158	241	265	223	259	267	304	277				2,196

New Control of Housing and Work Registrations

The line graph (left) shows the total number of registrations for people moving to the island for the first time, or re-registering as a seasonal or licensed worker, since the introduction of the Control of Housing and Work Law (2012).

Figures do not include individuals who are Jersey Born or individuals under the age of 18 who are already resident, but registering for the first time.

Figures only include individuals who have been both registered and issued a registration card in the quarter.

From Oct 2022 an additional criteria has been applied to exclude any subsequent re-registrations of an individual if they may have been registered more than once within a given quarter.

Control of Housing and Work Quarterly Statistics

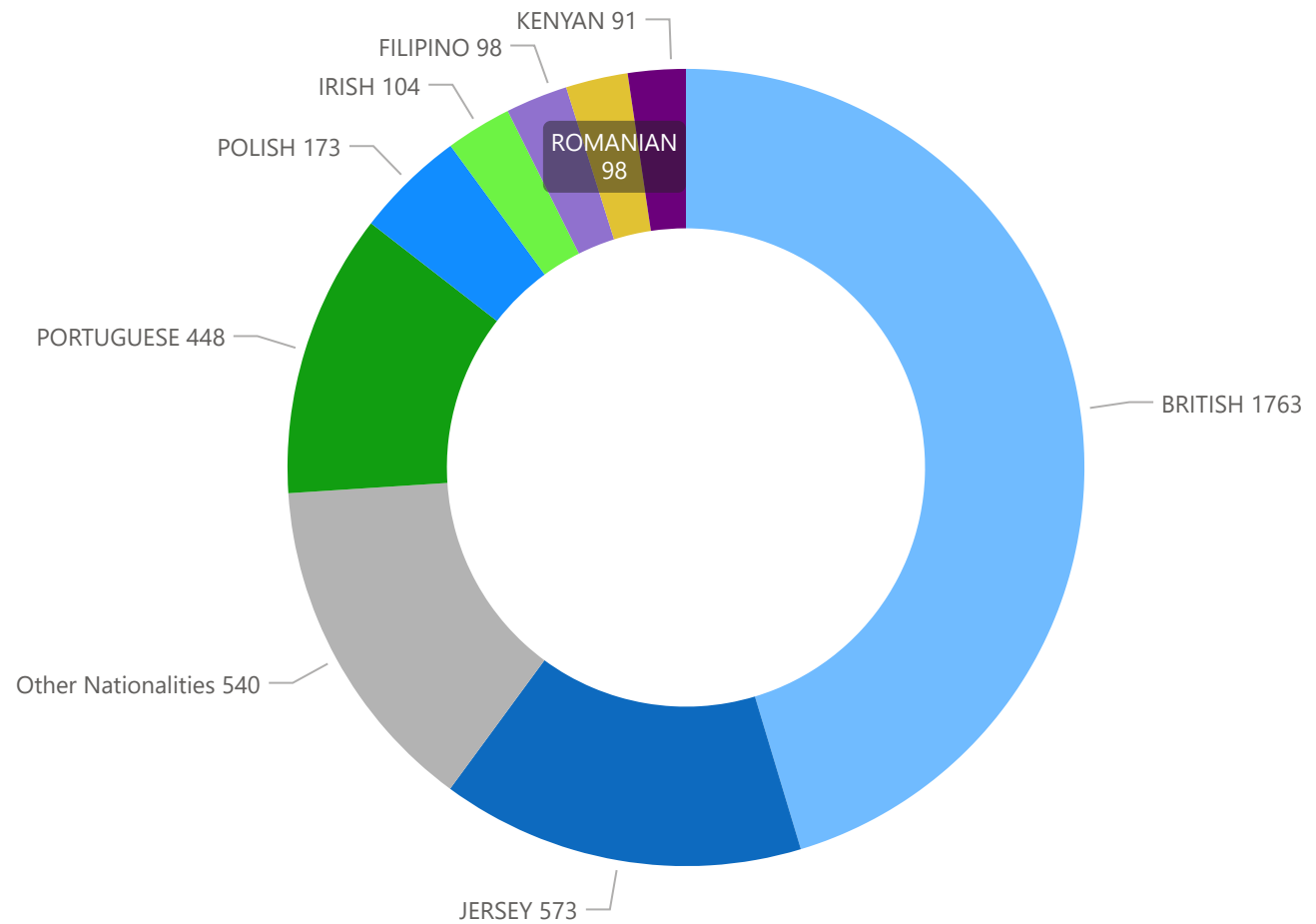
Quarter 3 - 2023



Registration Cards Issued in Quarter by Type of Permission

Year	2023		
	July	August	September
Residential Status			
Entitled	204	210	204
Entitled for Work	277	301	248
Entitled Permanent	392	392	387
Licensed	170	178	178
Registered	302	271	225
Total	1345	1352	1242

Registration Cards Issued in Quarter by Self-Declared Nationality



Note: One person may be issued more than one registration card in a quarter period. Reasons for an additional card issue may include card loss, change of residential status, damage to card, or other similar reasons requiring a new card to be issued. Detailed reasons for card additional card issues are not recorded.

Control of Housing and Work Quarterly Statistics

Quarter 3 - 2023

Registration Cards Issued by Self-Declared Nationality

Year	2022										2023								
Nationality	March	April	May	June	July	August	September	October	November	December	January	February	March	April	May	June	July	August	September
BRITISH	974	452	522	471	657	641	561	488	505	299	456	478	693	422	428	511	569	631	563
JERSEY	218	178	185	212	214	199	176	197	170	108	146	173	170	123	131	176	203	199	171
PORTUGUESE	152	138	174	109	142	128	124	131	136	93	141	164	118	147	156	155	148	154	146
Other Nationalities	126	102	163	95	91	86	126	83	86	54	81	80	128	114	128	128	98	101	78
POLISH	75	65	70	59	53	50	60	51	56	28	53	43	63	52	88	64	69	52	52
KENYAN	47	47	33	41	30	63	23	33	20	21	29	27	76	88	84	52	47	24	20
ROMANIAN	36	53	51	24	30	36	38	41	24	21	33	29	47	79	67	39	34	27	37
FILIPINO	33	25	12	15	34	31	46	38	23	37	96	27	39	50	33	45	32	32	34
IRISH	33	29	34	31	30	20	24	27	22	12	32	27	32	19	31	38	32	34	38
SOUTH AFRICAN	29	19	18	23	30	22	24	18	16	11	23	25	23	18	11	14	17	18	16
INDIAN	15	16	20	15	22	17	12	15	18	10	10	16	41	21	18	20	24	24	15
ZIMBABWEAN	6	13	15	7	13	10	11	5	6	25	11	10	14	5	17	28	19	13	16
FRENCH	10	10	12	12	6	10	8	19	8	7	10	9	13	6	15	11	11	10	10
NIGERIAN	8	11	2	5	7	8	12	16	4	11	15	13	7	5	12	7	10	8	15
BRAZILIAN	5	5	4	4	6	4	10	10	8	4	5	11	13	18	7	7	13	7	13
MAURITIAN	8	3	9	2	12	5	10	8	6	9	6	3	6	3	7	6	14	11	8
PAKISTANI	7	4	3	3	4	15	6	5	3	2	8	9	14	7	9	7	5	7	10
Total	1782	1170	1327	1128	1381	1345	1271	1185	1111	752	1155	1144	1497	1177	1242	1308	1345	1352	1242