

# Control of Housing and Work Quarterly Statistics

Quarter 3 - 2022



## Additional staffing applications received and granted in quarter

Licence Type Industry Sector	Licensed		Registered Permanent		Registered Seasonal	
	Received	Granted	Received	Granted	Received	Granted
Agriculture and fishing	1	1	3	3	2	2
Computer and related activities	1	1	0	0		
Construction and quarrying	2	2	23	21		
Education health and other services	28	27	43	36		
Electricity gas and water supply	1	1			0	0
Financial and legal activities	56	55	24	21	1	1
Hotels restaurants & bars	3	3	43	32	23	23
Manufacturing			13	8		
Real estate and other business activities	7	7	45	42	1	1
Transport storage and communication	4	4	2	2	0	0
Wholesale and retail trades	3	3	29	19	0	0
<b>Total</b>	<b>106</b>	<b>104</b>	<b>225</b>	<b>184</b>	<b>27</b>	<b>27</b>

### Additional Staffing Permissions

*Additional Staffing Permissions*

5

Avr. Days to Process

### New Business Applications

*Includes sole traders, partnerships, companies and incorporated associations*

2

Avr. Days to Process

### Other Services

*Includes non-resident undertakings, licence revisions, change of ownership, etc.*

3

Avr. Days to Process

98%

% Licensed Granted

84%

% All Registered Granted

82%

% Registered Permanent Granted

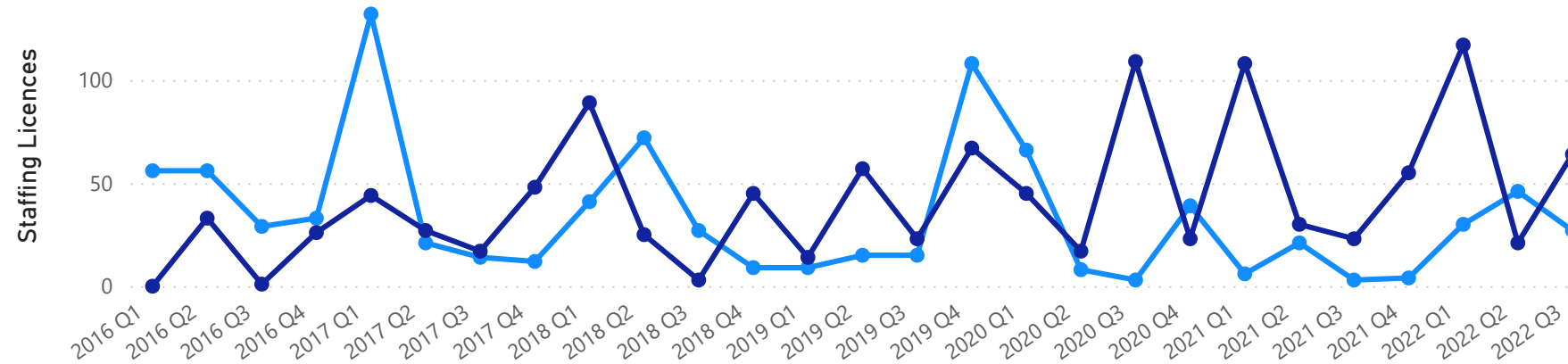
# Control of Housing and Work Quarterly Statistics

Quarter 3 - 2022



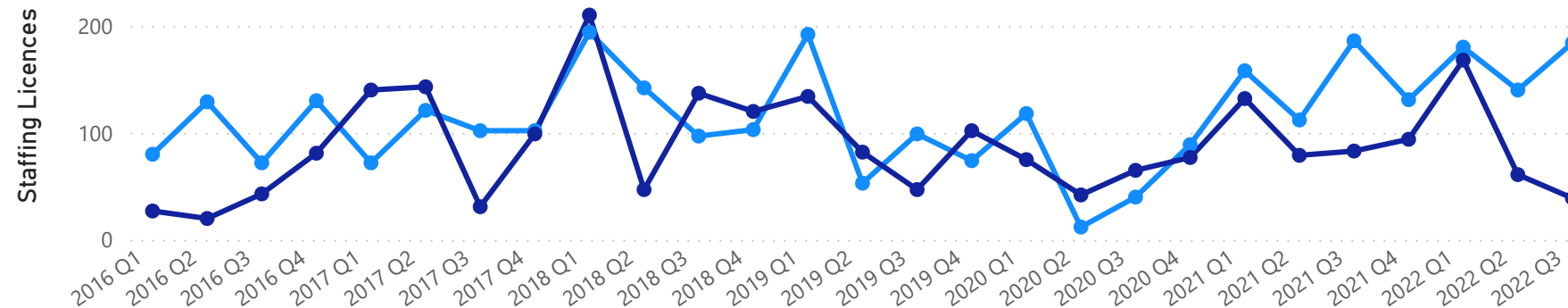
## Registered Permissions Granted and Removed (Seasonal)

● Registered Seasonal Granted ● Registered Seasonal Removed



## Registered Permissions Granted and Removed (Permanent)

● Registered Permanent Granted ● Registered Permanent Removed



## Total Registered Permissions Removed by Sector Since 1st July 2013

Sector	Registered Permissions Revoked
Agriculture and fishing	820
Computer and related activities	80
Construction and quarrying	337
Education health and other services	730
Electricity gas and water supply	36
Financial and legal activities	1100
Hotels restaurants & bars	1635
Manufacturing	70
Public Sector	79
Real estate and other business activities	872
Transport storage and communication	282
Wholesale and retail trades	875

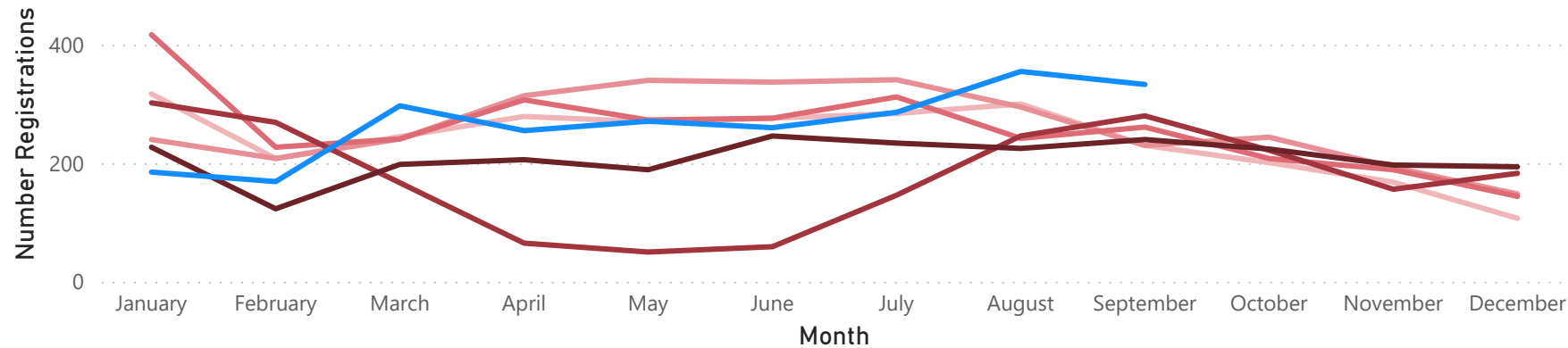
# Control of Housing and Work Quarterly Statistics

Quarter 3 - 2022



## Number of Control of Housing and Work Law Registrations (Seasonal Distribution)

Year ● 2017 ● 2018 ● 2019 ● 2020 ● 2021 ● 2022



## New Control of Housing and Work Registrations

The line graph (left) shows the total number of registrations for people moving to the island for the first time, or re-registering as a seasonal or licensed worker, since the introduction of the Control of Housing and Work Law (2012).

Figures do not include individuals who are Jersey Born or individuals under the age of 18 who are already resident, but registering for the first time.

Figures only include individuals who have been both registered and issued a registration card in the quarter.

Year	January	February	March	April	May	June	July	August	September	October	November	December	Total
2013							271	214	165	169	117	78	<b>1,014</b>
2014	234	131	176	311	226	240	194	222	195	158	96	115	<b>2,298</b>
2015	288	158	252	331	259	281	292	235	239	211	148	110	<b>2,804</b>
2016	398	266	274	379	260	325	289	253	246	211	143	113	<b>3,157</b>
2017	317	208	245	279	270	276	284	300	230	201	168	107	<b>2,885</b>
2018	240	208	241	314	340	337	341	295	230	244	193	148	<b>3,131</b>
2019	417	227	241	307	273	276	312	242	261	208	189	144	<b>3,097</b>
2020	302	269	167	65	50	59	146	246	280	222	156	183	<b>2,145</b>
2021	227	123	198	206	189	246	234	225	240	224	197	194	<b>2,503</b>
2022	185	169	297	255	271	260	286	355	333				<b>2,411</b>

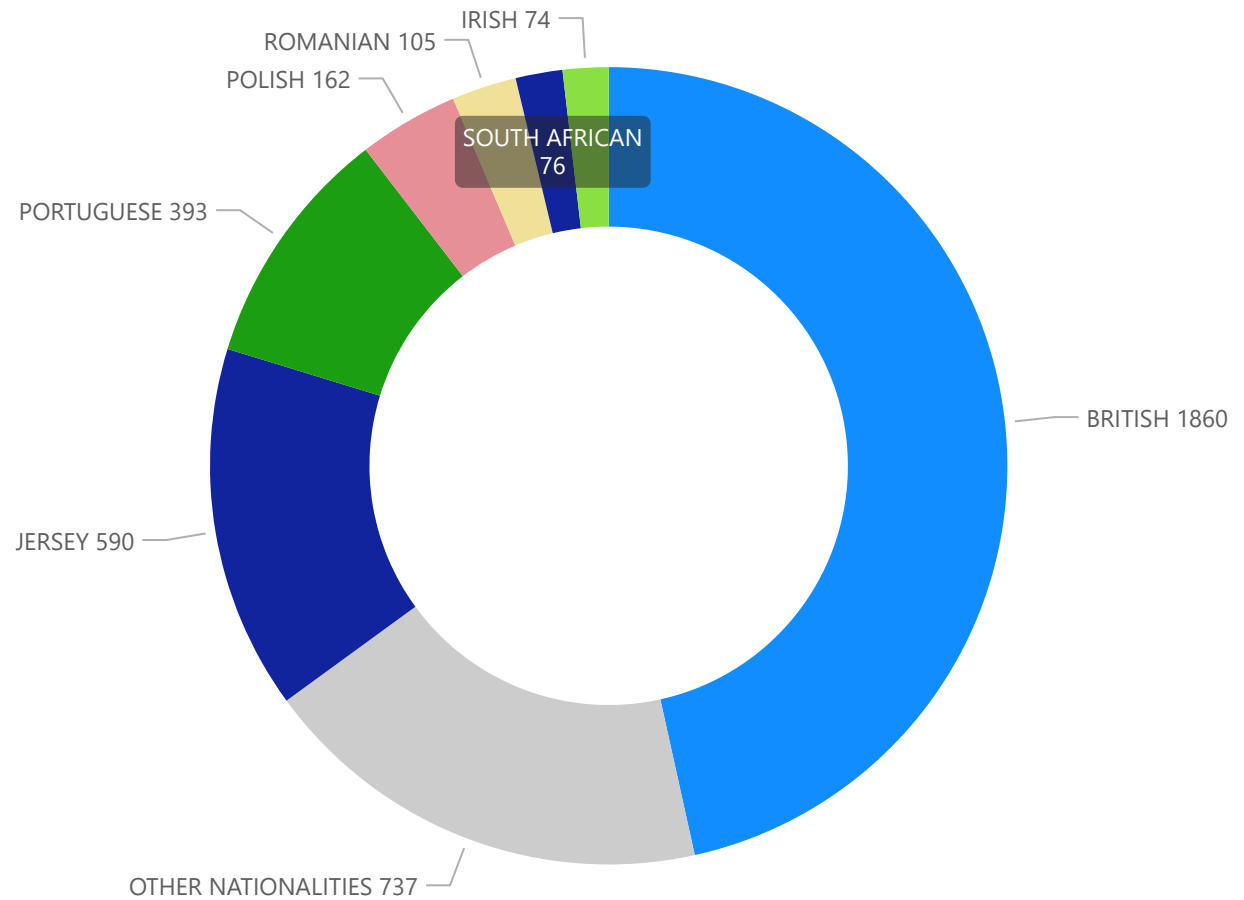
# Control of Housing and Work Quarterly Statistics

Quarter 3 - 2022

Registration Cards Issued in Quarter by Type of Permission

Year	2022		
Residential Status	July	August	September
Entitled	201	230	200
Entitled for Work	266	273	260
Entitled Permanent	447	349	343
Licensed	166	170	198
Registered	301	323	270
<b>Total</b>	<b>1381</b>	<b>1345</b>	<b>1271</b>

Registration Cards Issued in Quarter by Self-Declared Nationality



**Note:** One person may be issued more than one registration card in a quarter period. Reasons for an additional card issue may include card loss, change of residential status, damage to card, or other similar reasons requiring a new card to be issued. Detailed reasons for card additional card issues are not recorded.