

Introduction

Due to the COVID-19 pandemic it is important for key economic information to be available in a timely manner, to inform decision makers, businesses and members of the public. Therefore, in the short term, Statistics Jersey will be producing this report on a weekly basis to provide statistics in the following areas:

- Registered Actively Seeking Work (ASW)
- Income Support
- Business Disruption Loan Guarantee Scheme
- Coronavirus Government Co-Funded Payroll Scheme (Phases One and Two)
- COVID Related Emergency Support Scheme (CRESS)
- Royal Court housing activity
- Road and public transport usage

Statistics Jersey aim to release this report every Friday at 10:00 but, as this is not a previously scheduled report, the time of release may be subject to change.

Summary

On 10 May 2020

- the total number of people registered as ASW was 2,280; this total is 80 higher than a week earlier and 1,420 higher than at the end of the comparable week a year earlier (12 May 2019)¹
- similar numbers of females (1,150 individuals) and males (1,130 individuals) were registered as ASW
- almost half (47%) of all individuals registered as ASW had been registered for less than one month
- there were 6,500 active Income Support claims, 20 more than on 3 May 2020 and 870 more than a year earlier (30 April 2019). This latest number of claims provided support for:
 - 8,350 adults
 - 3,410 children
- there were 310 active CRESS claims (for individuals having less than 5 years residency); this latest number was 10 higher than a week earlier, on 3 May 2020. These claims provided support for:
 - 380 adults
 - 60 children
- a total of 1,320 businesses, covering 3,920 employees, had claimed funding under Phase 2 of the Government Co-Funded Payroll Scheme; around £5.5 million had been paid out under this Scheme
- road usage and public transport usage both increased compared with the previous week

On 8 May 2020

- around 20 loans had been approved under the Business Disruption Loan Guarantee Scheme; the total amount of loans approved was £798,000, of which £689,000 had been drawn down
- there was only 1 property transacted through the Royal Court which was eligible to be included in the Jersey House Price Index

¹ Numbers of individuals are rounded independently to the nearest 10 throughout this report; hence, categories may not sum to totals.

Registered Actively Seeking Work

Customer and Local Service (CLS) compiles data on people in Jersey who are registered as Actively Seeking Work (ASW). Statistics Jersey independently analyses this anonymised data and publishes a quarterly report. This new weekly report constitutes a summarised, more frequent version of the quarterly report.

It is important to note that unemployed Jersey residents are not required to register as ASW. There are, however, certain requirements for those in receipt of an Income Support claim. Changes to the Income Support criteria have an impact on the total numbers registered as ASW. The numbers presented constitute an informative set of indicators of the level of individuals registered as ASW in the Island at a given point in time. For more information on historical ASW statistics, and methodological information, see the latest quarterly report [here](#).

Due to the COVID-19 pandemic, some individuals who are unemployed may not yet be registered as ASW:

- their Income Support application is still to be assessed by CLS
- they have recently been made unemployed and have not yet registered with CLS
- they do not know their current employment status: they may be unemployed; or they may still be in employment with their employer through the Coronavirus Government Payroll Co-Subsidy Scheme

On 10 May 2020, there were 2,280 people registered as Actively Seeking Work (ASW). The total number registered on this date was 80 higher than a week earlier (3 May 2020) and 1,420 higher than at the end of the comparable week a year earlier (12 May 2019) – see Tables 1 and 2.

Table 1 – Number of registered ASW excluding CRESS claimants, CRESS claimants and Total Registered; 29 March 2020 – 10 May 2020

	29 Mar 2020	6 Apr 2020	12 Apr 2020	19 Apr 2020	26 Apr 2020	3 May 2020	10 May 2020
Registered ASW excluding CRESS claimants	960	1,100	1,220	1,640	1,930	2,200	2,280
Registered ASW CRESS claimants	-	-	100	190	300	320	330
Total Registered	960	1,100	1,320	1,830	2,230	2,520	2,600

Table 2 shows the total number of registered ASW for comparable weeks in 2019.

Table 2 – Number of registered ASW; 24 March 2019 – 12 May 2019

	24 Mar 2019	31 Mar 2019	7 Apr 2019	14 Apr 2019	21 Apr 2019	28 Apr 2019	5 May 2019	12 May 2019
Number of Registered ASW	850	850	860	860	860	850	850	860

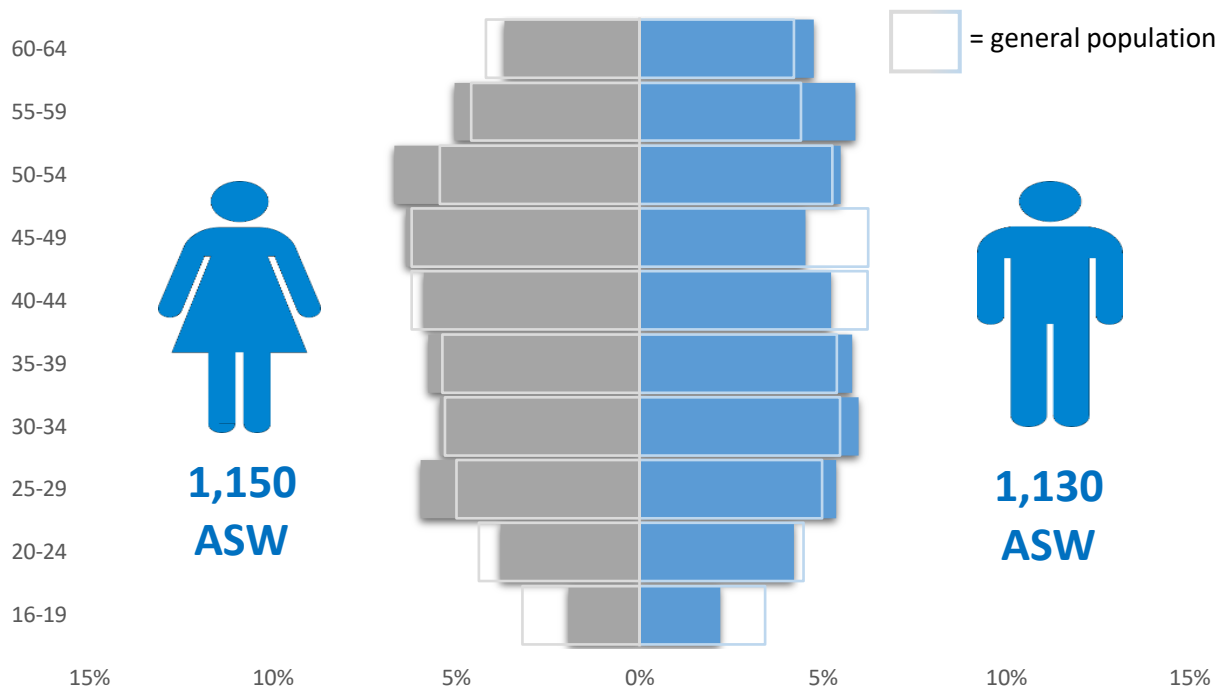
For comparability with the previous year (2019), Table 1 shows separately the number of individuals registered as ASW excluding CRESS claimants and the number of claimants of the new CRESS benefit. The latter applies to individuals who have been working in Jersey for less than five years and, therefore, would not previously have been required to register as ASW.

Registered ASW by age and sex

On 10 May 2020, similar numbers of females (1,150 individuals) and males (1,130 individuals) were registered as ASW. In terms of the breakdown of sex by age group:

- there were more females than males registered in the 25-29 age group and all age groups 40-54
- there were essentially the same number of males and females registered in the 35-39 age group
- there were more males than females registered in all other age groups

Figure 1 – Age and sex distribution of individuals registered as ASW compared with proportions in the general population², 10 May 2020



On 10 May 2020, 12% of people registered as ASW were under 25 years of age (280 individuals); 4% of the total were teenagers, aged 16-19 years (90 individuals).

Registered ASW duration

Of all individuals registered as ASW on 10 May 2020, seven-tenths (70%) had been registered for three months or less. Almost half (47%) of all individuals registered had been registered for less than one month, corresponding to 1,060 individuals.

A degree of caution should be taken with the following comparison as the week ending 10 May 2020 contained only three working days, which may have affected the number of new registrations. Nevertheless, in the week ending 10 May 2020, around 90 individuals were newly registered as actively seeking work. This was around 200 lower than that recorded during the previous week (week ending 3 May 2020) and was 30 lower than recorded during the whole of May a year earlier.

Industry

Individuals working in some industries of the economy, notably the Finance sector, often seek employment through private agencies and do not register as ASW with Customer and Local Services. Such industries will, therefore, tend to be under-reported in the ASW numbers.

The last industry of employment was recorded for around nine out of ten people (91%) registered as ASW. On 10 May 2020:

- 20% were previously employed in ‘Miscellaneous professional & domestic services’ an increase of 1 percentage point (pp) compared to 31 March 2020
- 16% were previously employed in ‘Hotel, restaurants, pubs and clubs’ an increase of 2 pp compared to 31 March 2020
- 14% were previously employed in ‘Retail and Wholesale, Motor repairs and sales’ a decrease of 5 pp compared to 31 March 2020
- 14% were previously employed in ‘Construction and allied trades, mining and quarrying’ an increase of 6 pp compared to 31 March 2020
- 12% were previously employed in ‘Banking, Miscellaneous Insurance, Finance and Business’ a decrease of 4 pp to 31 March 2020

² Age and sex proportions as recorded by the 2011 Jersey Census.

Income Support

Income Support is a single, means-tested benefit available to individuals who have a low household income, pass the Income Support residence test and are working; looking for work or exempt from looking for work. This benefit provides financial support towards the costs of housing, living, health needs and child care. Since individuals claim on a household basis, multiple individuals may be supported by a single claim.

On 10 May 2020 there were 6,500 active Income Support claims. These claims supported 8,350 adults and 3,410 children. When compared with a week earlier (3 May 2020), the number of claims was 20 higher, the number of adults supported was 30 higher and the total number of children supported was 10 higher – see Table 3.

Table 3 – Active Income Support Claims, adults and children supported; 31 January 2020 – 10 May 2020

	31 Jan 2020	29 Feb 2020	31 Mar 2020	19 Apr 2020	26 Apr 2020	3 May 2020	10 May 2020
Active Income Support Claims	5,650	5,620	5,710	6,150	6,320	6,480	6,500
Adults	7,090	7,060	7,190	7,830	8,090	8,320	8,350
Children	3,130	3,130	3,160	3,280	3,340	3,400	3,410

When compared with the closest available date a year earlier (30 April 2019), the latest number of claims was 870 higher, the number of adults supported was 1,280 higher and the total number of children supported was 270 higher – see Table 4.

Table 4 – Active Income Support Claims, adults and children supported; January 2019 – May 2019

	31 Jan 2019	28 Feb 2019	31 Mar 2019	30 Apr 2019	31 May 2019
Active Income Support Claims	5,660	5,640	5,600	5,630	5,610
Adults	7,140	7,130	7,060	7,070	7,060
Children	3,100	3,120	3,110	3,140	3,180

Business Disruption Loan Guarantee Scheme

The Business Disruption Loan Guarantee Scheme provides government backed lending (loans provided by major banks that are guaranteed by government) to SMEs (small- and medium sized enterprises) which have been impacted by Covid-19 related measures. The key features of the Scheme can be found in the [Notes](#). Some applicants to the Scheme may have been eligible for loans outside of this government Scheme and as such will not appear in these figures.

For loans under this Scheme that have been completed **and reported** to Government by 8 May 2020:

- around 20 loans³ had been approved by lenders in Jersey
- the total amount of loans approved was £798,000, of which £689,000 had been drawn down

³ Rounded to the nearest 5.

Coronavirus Government Co-Funded Payroll Scheme

The Government Co-Funded Payroll Scheme consists of two Phases, each with different qualifying criteria. Those businesses meeting the qualifying criteria set by the Government receive payments towards employees' wages. More information on this Scheme can be found on gov.je

Applications for both Phases of the Scheme had been processed as of 10 May 2020.

Table 5 shows the number of businesses and employees receiving assistance under this Scheme, and the total amount paid, during Phase One. The week ending 12 April 2020 was the first week in which businesses could submit a claim to the Scheme; hence a large proportion of the total number of claims to date occurred in that week.

Table 5 – Coronavirus Government Co-Funded Payroll Scheme Phase One; 12 April 2020 – 10 May 2020

	12 Apr 2020	19 Apr 2020	26 Apr 2020	3 May 2020	10 May 2020	Cumulative Total
Total Business Claims	610	80	90	100	20	890
Total Jobs Supported	4,980	380	540	780	110	6,780
Total Amount Paid	£1,458,580	£103,140	£148,470	£239,520	£24,690	£1,972,690

Table 6 shows the number of businesses and employees receiving assistance under this Scheme, and the total amount paid, during Phase Two. The week ending 10 May 2020 was the first week in which businesses claims were processed.

Table 6 – Coronavirus Government Co-Funded Payroll Scheme Phase Two; 10 May 2020

	10 May 2020
Total Business Claims	1,320
Total Jobs Supported	3,920
Total Amount Paid	£5,501,020

COVID-Related Emergency Support Scheme

COVID Related Emergency Support Scheme (CRESS) is a newly introduced scheme to support people who have been working in Jersey for less than 5 years and who have lost their full-time employment income due to the coronavirus (COVID-19) pandemic.

CRESS provides weekly payments to cover basic costs; it does not offer any additional support with rent or mortgage costs. The CRESS scheme is conditional on the applicants being available to support any voluntary, Government or community work required during the current situation. They must also undertake relevant job-seeking activities and take up any paid employment that is available.

On 10 May 2020, there were 310 active CRESS claims, supporting 380 adults and 60 children – see Table 7.

Table 7 – Active CRESS Claims, adults supported, children supported; 12 April 2020 – 10 May 2020

	12 Apr 2020	19 Apr 2020	26 Apr 2020	3 May 2020	10 May 2020
Active CRESS Claims	100	180	280	300	310
Adults	120	220	360	380	380
Children	20	30	60	60	60

Compared with a week earlier (3 May 2020) the latest number of claims was 10 higher, the number of adults and children supported was essentially unchanged.

Royal Court housing activity

Royal Court transactions represent essentially all of the residential house sales and around 30% of residential flat sales in Jersey.

Table 8 shows the turnover and total value of residential properties transacted each week in the Royal Court, applying two sets of definition of property: those included in the quarterly House Price Index (HPI); and an extended set which includes the following additional property types: 1-bedroom and 5- or more bedroom houses; 3- or more bedroom flats; bedsits; and designated first time buyer, age restricted and housing gateway properties. Comparable data for the similar time period in 2019 is shown in Table 9.

Table 8 – Royal Court Housing Activity 2020⁴

Week	Date	HPI definitions		Extended definition	
		Turnover	Total Value	Turnover	Total Value
11	13/03/2020	15	9,975,500	23	17,420,500
12	20/03/2020	23	14,471,500	31	20,234,500
13	27/03/2020	21	12,622,500	31	21,670,750
14	03/04/2020	20	11,611,500	24	14,361,500
15	17/04/2020	23	14,454,500	25	15,165,500
16	24/04/2020	7	3,966,010	10	5,556,010
17	01/05/2020	5	2,335,000	6	3,169,600
18	08/05/2020	1	290,000	2	760,000

Note: 10/04/2020 was Good Friday and as such there was no Royal Court sitting.

Table 9 – Royal Court Housing Activity 2019

Week	Date	HPI Definitions		Extended definition	
		Turnover	Total Value	Turnover	Total Value
11	15/03/2019	15	9,225,000	17	11,874,000
12	22/03/2019	23	14,613,000	27	18,898,000
13	29/03/2019	29	22,080,500	31	22,960,500
14	05/04/2019	21	9,396,000	25	12,441,000
15	12/04/2019	49	28,035,500	54	31,401,500
16	26/04/2019	38	20,505,000	49	27,767,000
17	03/05/2019	21	11,292,000	26	13,396,000
18	10/05/2019	16	10,809,750	17	11,959,750

Note: 19/04/2019 was Good Friday and as such there was no Royal Court sitting.

Since the numbers presented in Tables 8 and 9 are broken down on a weekly basis, individual figures can be affected by specific new developments and also by seasonal effects such as Good Friday. Caution is advised, therefore, when making weekly comparisons.

⁴ Values provided in this section are unrounded.

Road and public transport usage

Growth, Housing and Environment (GHE) measures the level of traffic on a number of roads in the Island. Looking at change in these levels gives an insight into the effect the coronavirus pandemic and lockdown have had on Islanders' movements around Jersey. As lockdown measures are potentially eased, and sectors of the economy reopen, these numbers will provide an insight into if, and how quickly, the Island returns to previous levels of movement.

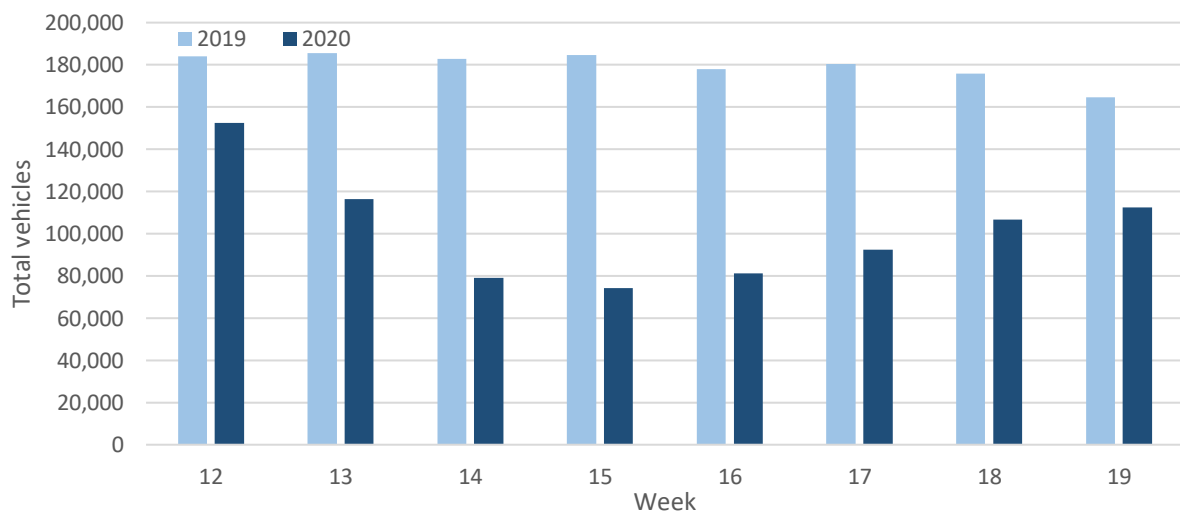
Table 10 shows the weekly total number of vehicles passing through the tunnel; other roads in the Island have seen similar behaviour in traffic movements during the same period.

Table 10 – Weekly number of vehicles passing through the tunnel; weeks ending 22 March 2020 – 10 May 2020

Week	12	13	14	15	16	17	18	19
	22 Mar 2020	29 Mar 2020	5 Apr 2020	12 Apr 2020	19 Apr 2020	26 Apr 2020	3 May 2020	10 May 2020
Total vehicles	152,390	116,340	79,100	74,234	81,250	92,490	106,740	112,410
Impactful events	-	Schools close	Lockdown starts	Good Friday	Easter Monday	-	-	May Day, Liberation Day

Figure 2 shows the weekly total number of vehicles passing through the tunnel in 2020 and comparable weeks in 2019. Note that in 2019: weeks 15 and 16 were school holidays; week 16 contained Good Friday; week 17 contained Easter Monday; week 18 the tunnel was closed on the Monday, Tuesday and Wednesday evenings and in week 19 there was May Day and Liberation Day.

Figure 2 – Weekly number of vehicles passing through the tunnel; 2019 and 2020



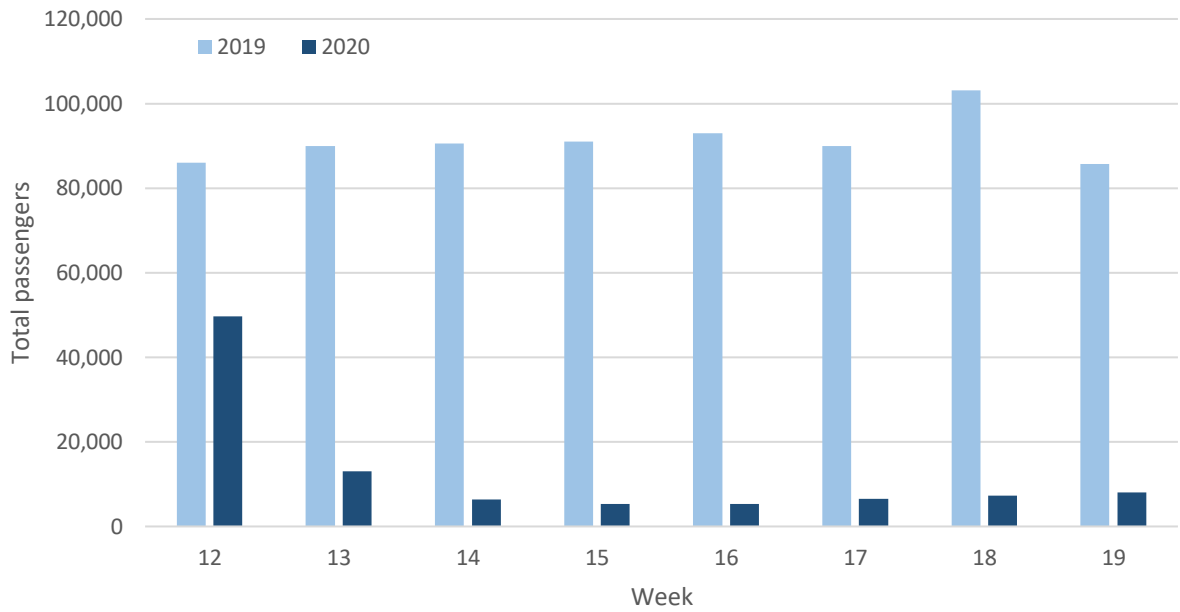
GHE also receives information on the usage of public transport in Jersey. In order to provide an insight into travel within the Island, the total weekly number of bus passengers in 2020 are shown in Table 11. It should be noted that there may have been different numbers of bus journeys timetabled in each week due to Public Holidays and lockdown measures.

Table 11 – Total weekly bus passengers; weeks ending 22 March 2020 – 10 May 2020

Week	12	13	14	15	16	17	18	19
	22 Mar 2020	29 Mar 2020	5 Apr 2020	12 Apr 2020	19 Apr 2020	26 Apr 2020	3 May 2020	10 May 2020
Total passengers	49,660	12,980	6,390	5,320	5,360	6,600	7,270	8,100

Figure 3 shows the weekly total number of bus passengers in 2020 and the comparable weeks in 2019.

Figure 3 – Total weekly bus passengers; 2019 and 2020



Notes

1. Data Sources

Customer and Local Services (CLS) are the principal data source for the following sections: Registered Actively Seeking Work (ASW), Income Support, Coronavirus Government Co-Funded Payroll Scheme, COVID-Related Emergency Support Scheme.

The Public Registry online “PRIDE” database is the principal data source for Royal Court housing activity. This data is supplemented by information on the type and size of each property sourced from estate agent advertisement brochures and planning documents, as well as information provided by the Island’s Parishes and Customer and Local Services.

Treasury and Exchequer are the principal data source for the Business Disruption Loan Guarantee Scheme.

Growth, Housing and Environment are the principal data source for road and public transport usage.

2. Registered Actively Seeking Work

The number of people registered as ASW includes all people who are registered with Back to Work. The ASW total will also include individuals who are working fewer than the 35 hours per week required under the terms of Income Support; such individuals will simultaneously be working and registered as Actively Seeking Work. Individuals who are ASW and claiming via CRESS are given separately for comparability, as before this scheme there would have been no obligation for these individuals to register.

When placing the figures contained in this report in a longer-term historical context it should be recognised that there have been significant changes in the criteria relating to registered ASW in Jersey in recent years. In particular, the introduction of Income Support in 2008 led to greater numbers of individuals who were actively seeking work being included in the registered figures.

People who are registered as Actively Seeking Work receive the support of Back to Work, including targeted support specifically for young people aged 16-24 years, those who are long term unemployed or those who have other barriers to employment. There is also industry-specific support as well for those who are closer to employment.

In addition to the above, some individuals registered as ASW will be assisted by the Jersey Employment Trust (JET), a registered charity whose role is to assist people with a disability to prepare, find and maintain employment.

As well as the development and expansion of the above schemes, Back to Work is responsible for:

- the Employment Incentive
- a dedicated Back to Work Recruitment team
- industry and employer specific initiatives

The aim of Back to Work is to increase access to job opportunities for locally qualified people who are registered as Actively Seeking Work by supporting jobseekers and building a partnership with employers to provide sustainable job opportunities.

All figures presented in this report, are based on the non-seasonally adjusted measures.

3. Key features of the Business Disruption Loan Guarantee Scheme

- the Government of Jersey underwrites 80% of lending under the Scheme up to the value of £50 million.
- credit is only extended to businesses which are considered viable were it not for Covid-19 related disruption, in line with a prescribed questionnaire and the bank’s own judgement.
- applications for finance must be to support a business’s working capital and will not involve extensions to existing facilities, re-financing or asset financing.

- the Scheme is open to businesses with turnover less than £10 million. Credit extended under the Scheme will be between £5,000 and £500,000 per business. The term of any credit facility under the Scheme must be no more than 6 years, with a maximum of 3 years for overdrafts.
- if the lending is below £250,000 it can be unsecured. If the lending is above £250,000, the bank will establish a lack, or absence, of sufficient security prior to an applicant using the Scheme.
- currently businesses in the following sectors are not eligible to be supported by the Scheme:
 - a. financial services, legal and professional services businesses
 - b. real estate
 - c. property development
 - d. construction
 - e. public sector and state owned entities
 - f. utilities
 - g. agriculture and fishing
- the maximum interest rate a bank can charge under the Scheme is 4.5% above the Bank of England base rate (currently 0.1%).

Statistics Jersey
15 May 2020