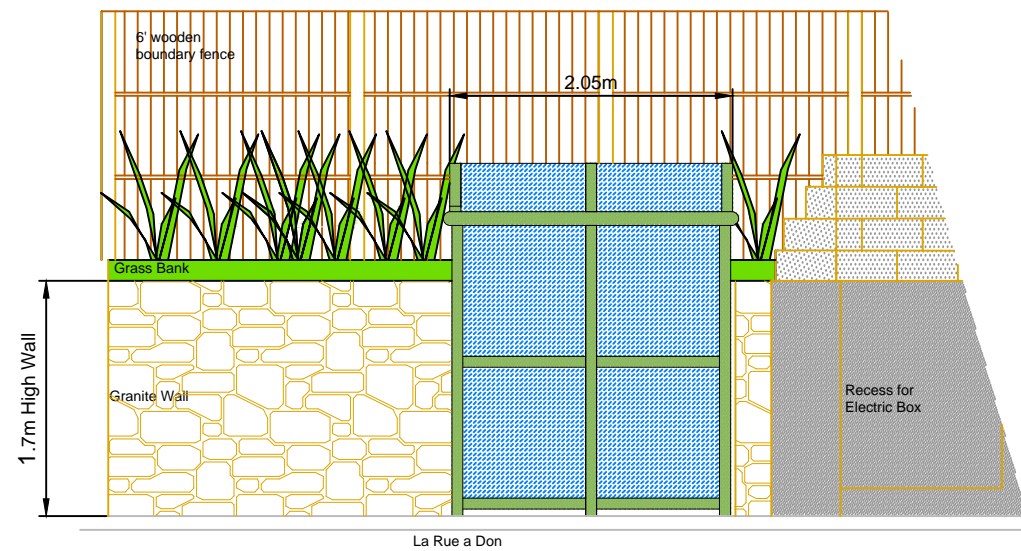


New prefabricated cantilever bus shelter installed in position shown and in accordance with specification.



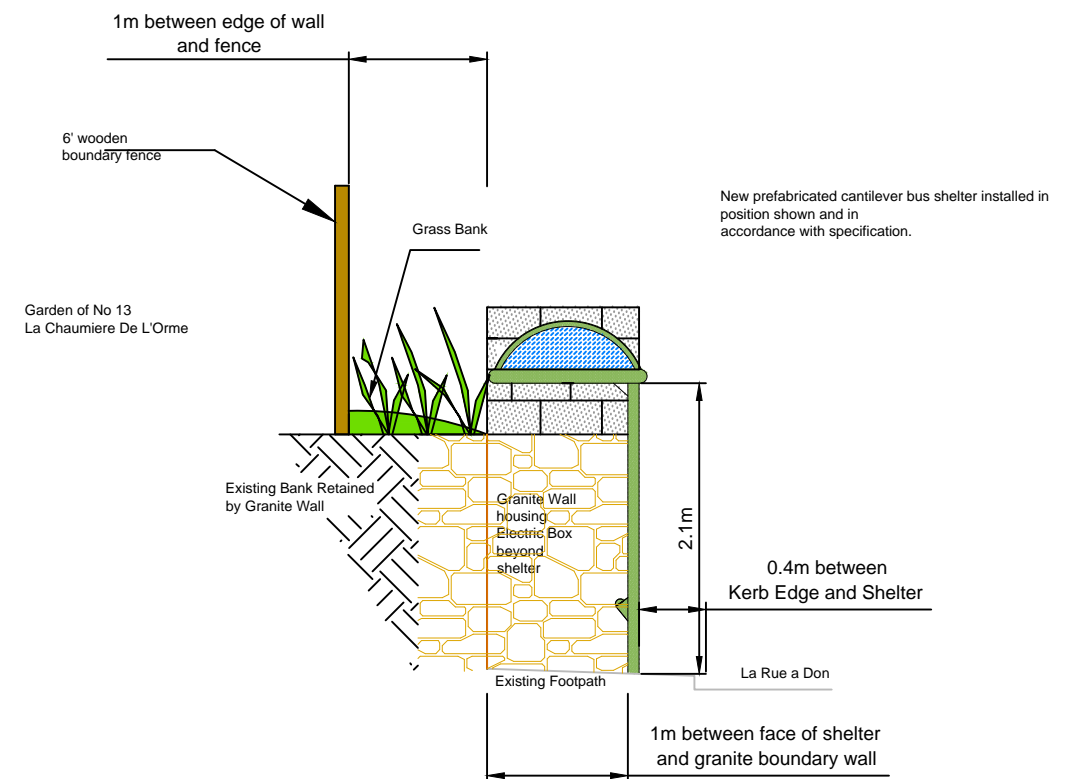
South Elevation



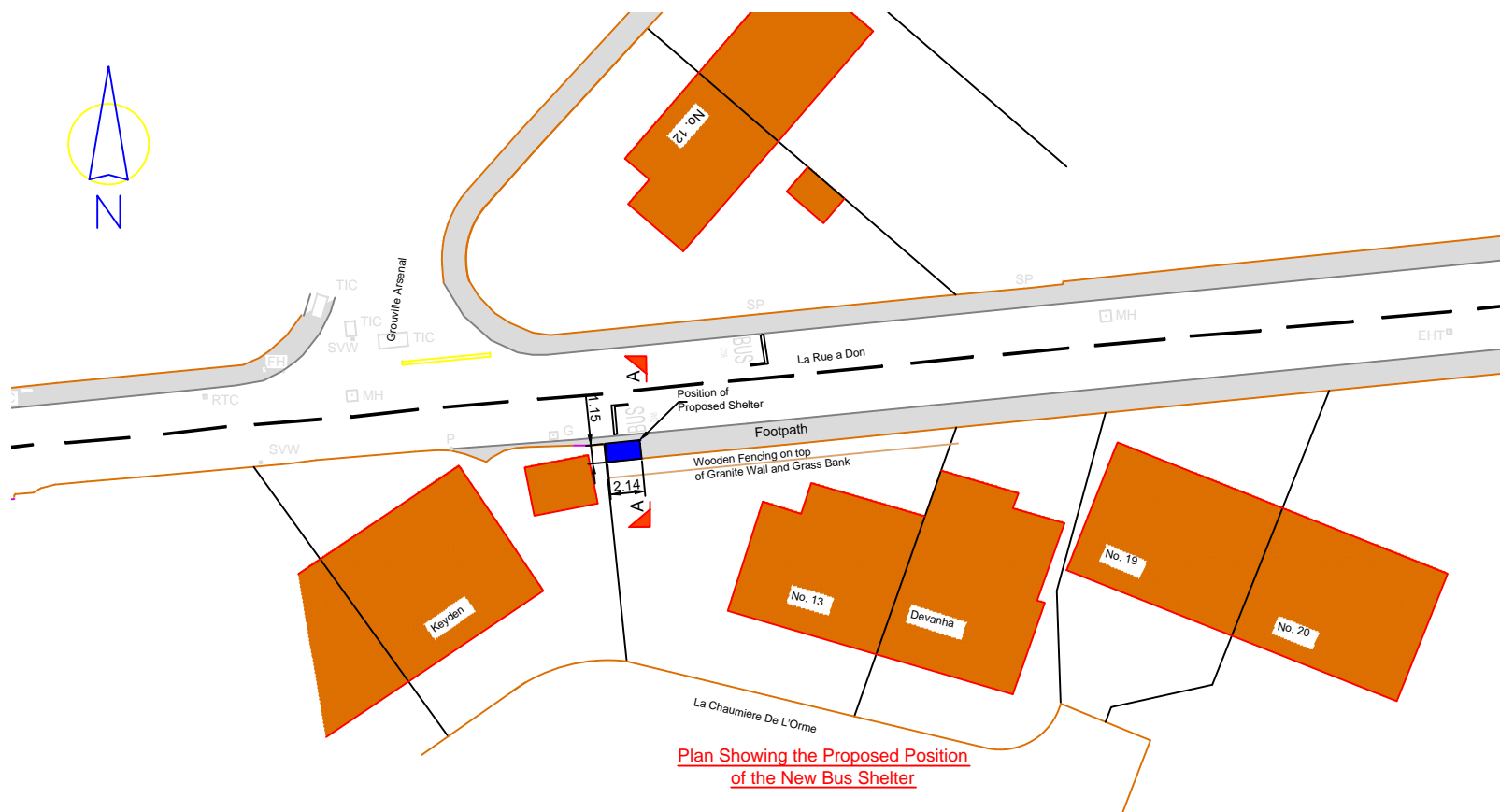
Photo A - View Looking West along Rue a Don



Photo B - View Looking South at Proposed Site



Section A-A



Plan Showing the Proposed Position of the New Bus Shelter

2 Bay Bus Shelter
Specification
Description:
 Dome Roof/ 2 Bay Cantilever
Dimensions:
 1030mm Wide x 2140mm Long x 2500mm High
Seating:
 Length of Shelter/ 700mm from Ground Level
Glazing:
 Roof - Bronze Tinted Polycarbonate
 Sides - 6mm TSG
Colour:
 Green framing

Rev.	Date	Details

Transport and Technical Services **States of Jersey**

Highways and Infrastructure Section

P.O. Box 412, States Offices,
 South Hill, St Helier,
 Jersey. JE4 8UY

Tel: +44 (0)1534 445509 website: www.gov.je
 Fax: +44 (0)1534 445529 email: TTS@gov.je

Project
 New Bus Shelter
 at
 La Rue a Don
 Grouville Arsenal
 Grouville

Title
 Layout Plan
 Elevations, Section
 and Photos

Drawn by: JT Checked by:

Scale: 1:200, 1:25 Date: June 2013