

Building a Safer Society



Annual Report 2013

“The most vulnerable in our society are not only at the greatest risk of crime, but also suffer a greater impact of crime because of their lack of money and resources...the people who suffer most because of crime tend to suffer most from other social problems” Young(1994)

Contents

Foreword by the Minister for Home Affairs	4
Outcomes for the States Strategic Plan	5
BaSS Strategic Priorities.....	6
Overall Picture	7
Policy Development Activity in 2013	37
Executive Support:.....	40
Budget:	40

Foreword by the Minister for Home Affairs

It is my great pleasure to introduce this 2013 Annual Report on the Building a Safer Society Strategy (BaSS). As the Home Affairs Minister I have seen the very positive outcomes that we have been experiencing as a result of the hard work and dedication of the people involved with the Strategy either directly or peripherally.

These outcomes, like a reduction in youth offending, and indeed, crime in general, and people feeling safer in their neighbourhoods have come about through a long-term investment into initiatives based on evidence of what works together with effective partnerships with charities, communities and faith-based organisations.

BaSS was designed to incorporate core business as well as other activities and, for many of the partners, much of their work feeds into the Strategy. This includes, for example, the States of Jersey Police, the Honorary Police, the Alcohol and Drug Service as well as the Youth Service and voluntary agencies like Victim Support and Prison! Me! No Way! It also includes agencies like the Jersey Child Care Trust and NSPCC whose prime aim is not community safety, but whose unstinting work has positive effects on the safety and well-being of our island.

BaSS links directly with the commitment from the Council of Ministers, in their strategic plan, to ensure a safe and caring community and I am confident that, in partnership with other work being conducted through the Children's and Adult Policy Groups and other cross- agency strategies that it will continue to be driven forward.

The present strategy is in the process of being reviewed. There are new challenges facing our communities that were not included in the strategy formation in 2009. As part of this review a seminar on Community Safety in Jersey was organised through BaSS, during which many successes were celebrated and challenges for the future were highlighted. These included the new landscape of the internet, new drugs being misused, domestic abuse perpetrated by young people, and concerns around mental ill health.

We therefore, cannot afford to be complacent. Our Island is a changing society and we must recognise the risks and aim to mitigate them through more partnership working and investment into understanding how to build resilience into our communities.

I am confident that we can maintain our island as a safe and caring place to live and that we can meet future challenges with the same knowledge and enthusiasm that we have done in the past.

SENATOR IAN LE MARQUAND



Minister

Outcomes for the States Strategic Plan



Inspiring confidence in Jersey's future through...

... A Safe and Caring Community

Jersey is a safe and beautiful place to live, with a strong and proud sense of community values, independent heritage and culture. The unique partnership between government, the Parish system and voluntary sector provides a strong network to support the community. Jersey also has a proud tradition of generosity to the less fortunate in our community and around the world.

Islanders should all be able to enjoy a safe, just and thriving community. People have a right to expect that the fundamentals are in place, such as protection from harm, effective law enforcement and security, a fair and functioning criminal justice system, secure borders and clear rights and responsibilities for individuals.¹

¹ States Strategic Plan, 2012

BaSS Strategic Priorities

BaSS has three strategic priorities each with its own key objectives. The strategy links directly with the States Strategic Plan through the priority to “Promote Family and Community Values”.

The monitoring and evaluation of each BaSS key objective has been an important aspect of governance, with the aim of ensuring whether the strategy is succeeding or not.

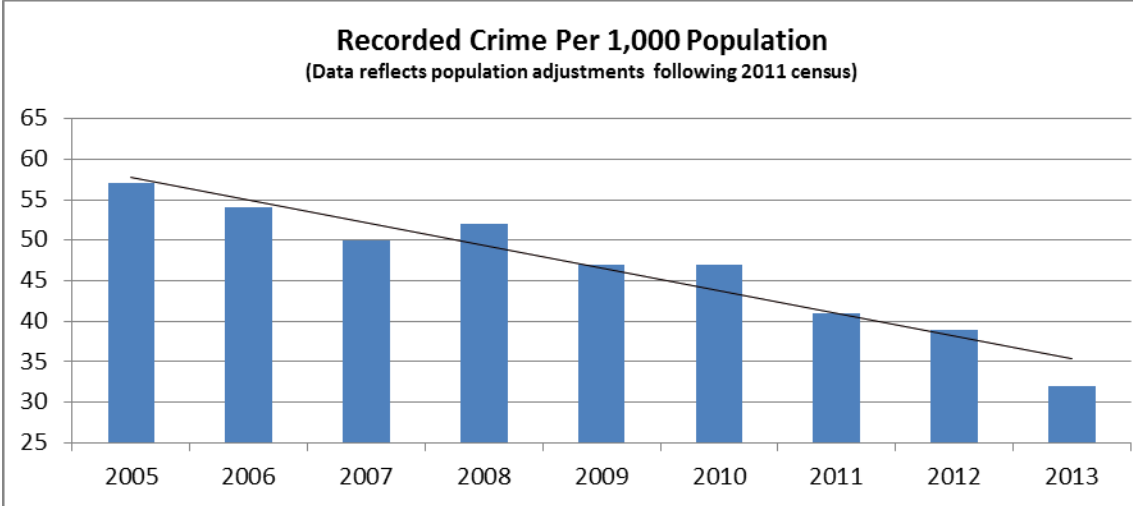
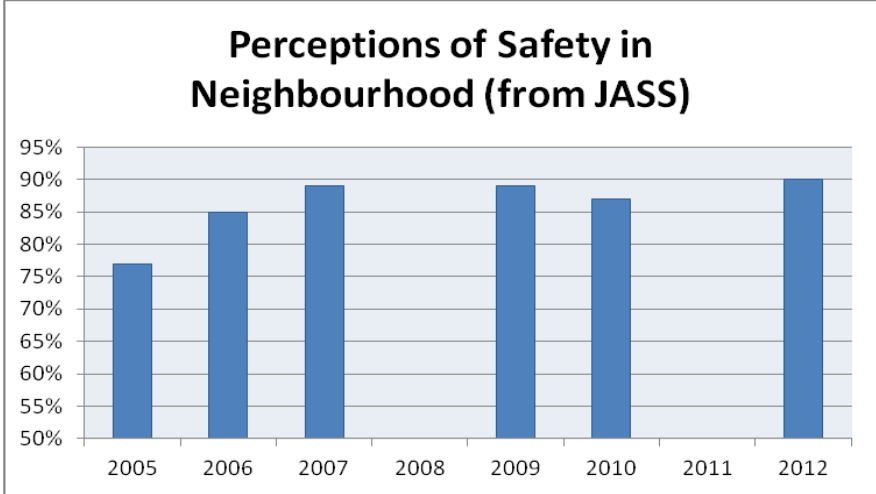
<p>STRATEGIC PRIORITY 1. TO CREATE A SAFER ENVIRONMENT BY REDUCING CRIME, PUBLIC DISORDER AND ANTI-SOCIAL BEHAVIOUR.</p>	<p>STRATEGIC PRIORITY 2. TO PROVIDE PEOPLE WITH OPPORTUNITIES TO DEVELOP THEIR POTENTIAL AS ACTIVE AND RESPONSIBLE MEMBERS OF SOCIETY.</p>	<p>STRATEGIC PRIORITY 3: REDUCE THE HARM CAUSED BY DRUGS, ALCOHOL AND SOLVENTS.</p>
<ul style="list-style-type: none">•Objective 1. Engage with the community•Objective 2. Identify hotspots and target offenders•Objective 3. Invest in young people in order to reduce the likelihood of future criminal and anti-social behaviour•Objective 4. Involve and support parents and guardians•Objective 5. Minimise the Harm Through Support to Victims•Objective 6. Reduce Re-offending	<ul style="list-style-type: none">•Objective 1. Invest in personal, social and health education and information in order to promote self-esteem and responsible, healthy citizens.•Objective 2. Provide an integrated approach to tackling social exclusion•Objective 3. To develop, provide and promote continuous opportunities for all members of the community, particularly those perceived to be at risk, to access healthy and interesting pursuits	<ul style="list-style-type: none">•Objective 1. Invest in children and young people in order to reduce the likelihood of future substance misuse.•Objective 2. Reduce the inappropriate consumption of psychoactive substances•Objective 3. Promote health-enhancing behaviours and reduce the harm caused by substance misuse.•Objective 4. Engage and inform parents and families about illegal drugs and alcohol.•Objective 5. Continually review evidence-based interventions in order to extend the range and availability of treatment opportunities for problematic drug users.•Objective 6. Where appropriate, provide offenders within the criminal justice system with access to alternative and effective programmes.•Objective 7. Ensure drug trafficking laws are rigorously and effectively enforced.

Overall Picture

The following summary shows a snapshot of what we intended to do (strategic priorities and objectives) and whether we achieved it.

STRATEGIC PRIORITY 1. TO CREATE A SAFER ENVIRONMENT BY REDUCING CRIME, PUBLIC DISORDER AND ANTI-SOCIAL BEHAVIOUR.


Did we do it?

Yes	<p>Overall recorded crime per 1000 population is the lowest since the Strategy started – 32 crimes per 1,000.</p> <div style="text-align: center;">  <p>Recorded Crime Per 1,000 Population (Data reflects population adjustments following 2011 census)</p> <table border="1" style="margin-left: auto; margin-right: auto;"> <thead> <tr> <th>Year</th> <th>Recorded Crime Per 1,000 Population</th> </tr> </thead> <tbody> <tr><td>2005</td><td>57</td></tr> <tr><td>2006</td><td>54</td></tr> <tr><td>2007</td><td>50</td></tr> <tr><td>2008</td><td>52</td></tr> <tr><td>2009</td><td>47</td></tr> <tr><td>2010</td><td>47</td></tr> <tr><td>2011</td><td>41</td></tr> <tr><td>2012</td><td>39</td></tr> <tr><td>2013</td><td>32</td></tr> </tbody> </table> </div>	Year	Recorded Crime Per 1,000 Population	2005	57	2006	54	2007	50	2008	52	2009	47	2010	47	2011	41	2012	39	2013	32
Year	Recorded Crime Per 1,000 Population																				
2005	57																				
2006	54																				
2007	50																				
2008	52																				
2009	47																				
2010	47																				
2011	41																				
2012	39																				
2013	32																				
Yes	<p>According to Jersey Annual Social Survey (JASS) 2012– 90% of people felt very safe or fairly safe in their neighbourhood (2008, 2011, 2013 no questions about safety in JASS). The next JASS, 2014, will update these figures.</p> <div style="text-align: center;">  <p>Perceptions of Safety in Neighbourhood (from JASS)</p> <table border="1" style="margin-left: auto; margin-right: auto;"> <thead> <tr> <th>Year</th> <th>Perceptions of Safety (%)</th> </tr> </thead> <tbody> <tr><td>2005</td><td>78</td></tr> <tr><td>2006</td><td>85</td></tr> <tr><td>2007</td><td>89</td></tr> <tr><td>2008</td><td>-</td></tr> <tr><td>2009</td><td>89</td></tr> <tr><td>2010</td><td>87</td></tr> <tr><td>2011</td><td>-</td></tr> <tr><td>2012</td><td>90</td></tr> </tbody> </table> </div>	Year	Perceptions of Safety (%)	2005	78	2006	85	2007	89	2008	-	2009	89	2010	87	2011	-	2012	90		
Year	Perceptions of Safety (%)																				
2005	78																				
2006	85																				
2007	89																				
2008	-																				
2009	89																				
2010	87																				
2011	-																				
2012	90																				

What we said we would do:

1) Engage with the community:

Did we do it?

Yes	<p>The States of Jersey Police (SoJP) continue to strengthen their links with the community by dedicating teams on a Parish basis throughout the Island with primary responsibility for issues and contacts for individual parishes. 2014 will see further enhancements to this model, as well as enhancements to engagement with minority communities across the Island.</p> <p>They have also continued to encourage all officers and staff to integrate within parish and Island life and become involved in fundraising, sporting and charity events.²</p>
Yes	<p>The SoJP social media sites have established themselves as reliable sources of information on crime and public safety issues. In addition to an information service, they also provide an opportunity for followers to help.³</p>
Yes	<p>Community Service through the Jersey Probation and After Care Service (JPACS) provided over 20,000 hours of unpaid work to the Island by people who would otherwise have been in prison⁴.</p>
Yes	<p>The Safer St Helier (SSH) Q-Safe taxi Marshals are funded by a partnership arrangement with Home Affairs, Tourism, The Jersey Hospitality Association, the Jersey Taxi Drivers association and an agreement with some advertising companies who arrange for a sum of money from the advertising on taxis to be paid to SSH for the marshals.</p>  <p>The companies that advertise on the taxis can then include this as part of their corporate social responsibility agenda and in their advertising. Everyone benefits and islanders and visitors are kept safer travelling at night.</p>

² States of Jersey Police, Annual Performance report, 2013

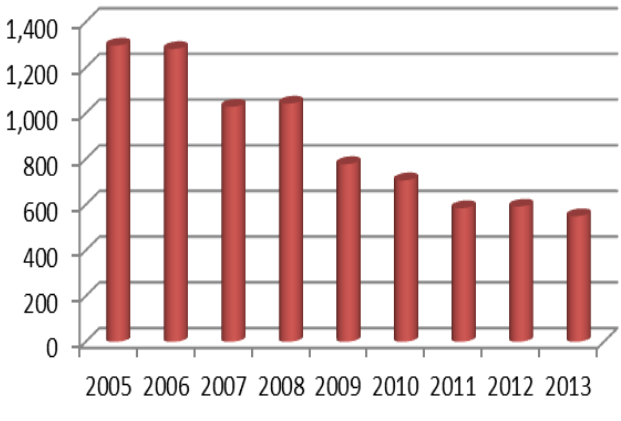
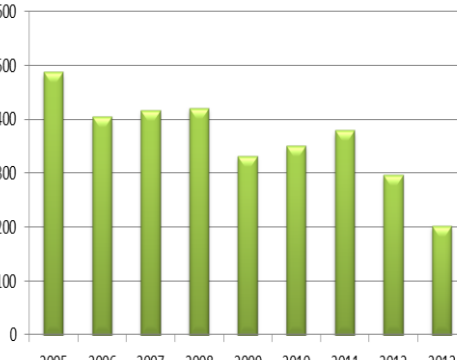
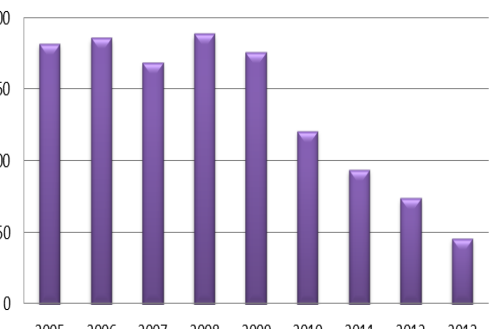
³ States of Jersey Police, Annual Performance report, 2013

⁴ Jersey Probation and After Care Service, Annual Report for 2013 and Business Plan for 2014

<p>Yes</p>	<p>The Q-Safe Taxi Marshal Scheme began in December 2007. There have been significantly fewer assaults at the Weighbridge rank since it started.</p> <p>In 2013 there were no common assaults.</p>	<p style="text-align: center;">Incidents at the Weighbridge taxi rank</p> <table border="1"> <thead> <tr> <th>Year</th> <th>Common assault</th> <th>Public order/ Drunkeness/ ASB/Nuisance</th> </tr> </thead> <tbody> <tr> <td>2005</td> <td>8</td> <td>20</td> </tr> <tr> <td>2006</td> <td>6</td> <td>24</td> </tr> <tr> <td>2007</td> <td>4</td> <td>9</td> </tr> <tr> <td>2008</td> <td>2</td> <td>8</td> </tr> <tr> <td>2009</td> <td>2</td> <td>9</td> </tr> <tr> <td>2010</td> <td>2</td> <td>5</td> </tr> <tr> <td>2011</td> <td>4</td> <td>7</td> </tr> <tr> <td>2012</td> <td>1</td> <td>4</td> </tr> <tr> <td>2013</td> <td>0</td> <td>4</td> </tr> </tbody> </table>	Year	Common assault	Public order/ Drunkeness/ ASB/Nuisance	2005	8	20	2006	6	24	2007	4	9	2008	2	8	2009	2	9	2010	2	5	2011	4	7	2012	1	4	2013	0	4
Year	Common assault	Public order/ Drunkeness/ ASB/Nuisance																														
2005	8	20																														
2006	6	24																														
2007	4	9																														
2008	2	8																														
2009	2	9																														
2010	2	5																														
2011	4	7																														
2012	1	4																														
2013	0	4																														
<p>Yes</p>	<p>Prison! Me! No Way!!! (PMNW) Jersey provides an excellent example of a social enterprise model and engages at a strategic level with public bodies and private enterprise. They also engage positively with young people through schools, with parents, with various uniformed officers from States departments (including the SoJP, Jersey Fire and Rescue Service, Ambulance Service, Jersey Prison Service, and nurses) and the Youth Service. Feedback from parents, students and schools indicates that the scheme has a positive impact on young people.</p>																															

2) Identify Hotspots and Target Offenders:

Did we do it?

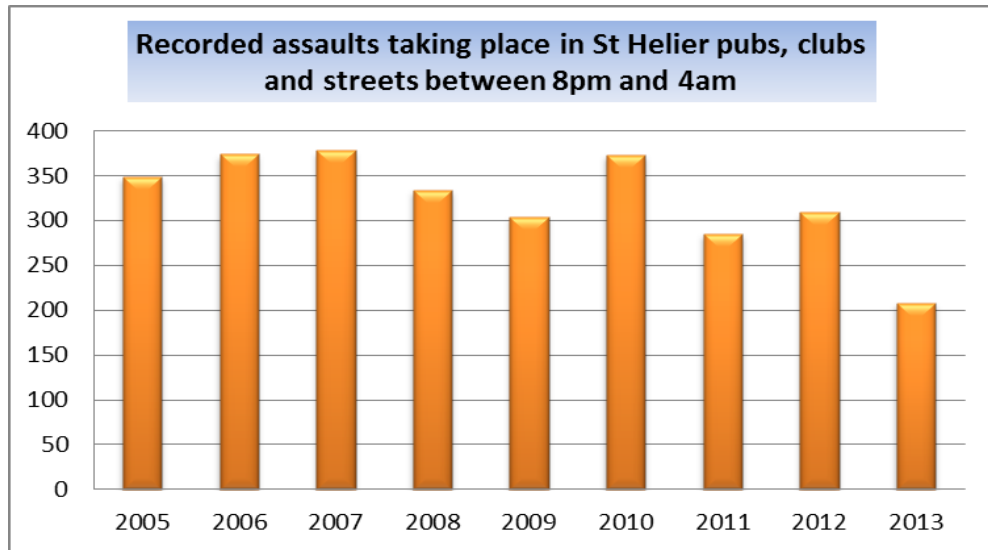
<p>Yes</p>	<p>SoJP continue with an intelligence-led approach to those neighbourhood issues which can undermine public safety and quality of life, by preventing and disrupting anti-social behaviour, targeting the deployment of police officers in response to demand or to known hot-spots⁵</p>	<p style="text-align: center;">Recorded incidents in identified communities</p>  <table border="1"> <caption>Recorded incidents in identified communities</caption> <thead> <tr> <th>Year</th> <th>Recorded Incidents</th> </tr> </thead> <tbody> <tr><td>2005</td><td>1350</td></tr> <tr><td>2006</td><td>1320</td></tr> <tr><td>2007</td><td>1080</td></tr> <tr><td>2008</td><td>1100</td></tr> <tr><td>2009</td><td>820</td></tr> <tr><td>2010</td><td>750</td></tr> <tr><td>2011</td><td>650</td></tr> <tr><td>2012</td><td>650</td></tr> <tr><td>2013</td><td>600</td></tr> </tbody> </table>	Year	Recorded Incidents	2005	1350	2006	1320	2007	1080	2008	1100	2009	820	2010	750	2011	650	2012	650	2013	600																			
Year	Recorded Incidents																																								
2005	1350																																								
2006	1320																																								
2007	1080																																								
2008	1100																																								
2009	820																																								
2010	750																																								
2011	650																																								
2012	650																																								
2013	600																																								
<p>Yes</p>	<p>SOJP continue to undertake long-term, focused operations that target those who are known to be habitual offenders.</p> <div style="display: flex; justify-content: space-around;"> <div data-bbox="368 1003 858 1464"> <p style="text-align: center;">Recorded burglaries</p>  <table border="1"> <caption>Recorded burglaries</caption> <thead> <tr> <th>Year</th> <th>Recorded Burglaries</th> </tr> </thead> <tbody> <tr><td>2005</td><td>480</td></tr> <tr><td>2006</td><td>400</td></tr> <tr><td>2007</td><td>410</td></tr> <tr><td>2008</td><td>420</td></tr> <tr><td>2009</td><td>330</td></tr> <tr><td>2010</td><td>350</td></tr> <tr><td>2011</td><td>380</td></tr> <tr><td>2012</td><td>300</td></tr> <tr><td>2013</td><td>203</td></tr> </tbody> </table> </div> <div data-bbox="874 1003 1401 1464"> <p style="text-align: center;">Numbers Recorded Taking and Driving away of Vehicles</p>  <table border="1"> <caption>Numbers Recorded Taking and Driving away of Vehicles</caption> <thead> <tr> <th>Year</th> <th>Numbers Recorded</th> </tr> </thead> <tbody> <tr><td>2005</td><td>180</td></tr> <tr><td>2006</td><td>185</td></tr> <tr><td>2007</td><td>170</td></tr> <tr><td>2008</td><td>189</td></tr> <tr><td>2009</td><td>175</td></tr> <tr><td>2010</td><td>120</td></tr> <tr><td>2011</td><td>95</td></tr> <tr><td>2012</td><td>75</td></tr> <tr><td>2013</td><td>46</td></tr> </tbody> </table> </div> </div> <p>203 burglaries were recorded in 2013; this is the lowest annual total for at least 10 years and represents a 32% reduction on 2012's figure.⁶ There has been a significant reduction in the number of vehicles being taken since a high of 189 in 2008 to 46 in 2013 (75% reduction)</p>	Year	Recorded Burglaries	2005	480	2006	400	2007	410	2008	420	2009	330	2010	350	2011	380	2012	300	2013	203	Year	Numbers Recorded	2005	180	2006	185	2007	170	2008	189	2009	175	2010	120	2011	95	2012	75	2013	46
Year	Recorded Burglaries																																								
2005	480																																								
2006	400																																								
2007	410																																								
2008	420																																								
2009	330																																								
2010	350																																								
2011	380																																								
2012	300																																								
2013	203																																								
Year	Numbers Recorded																																								
2005	180																																								
2006	185																																								
2007	170																																								
2008	189																																								
2009	175																																								
2010	120																																								
2011	95																																								
2012	75																																								
2013	46																																								
<p>Yes</p>	<p>Jersey's Multi-Agency Public Protection Arrangements (JMAPP) were implemented in 2011 when the Sex Offenders (Jersey) Law 2010 came into force. The purpose of JMAPP is to protect the public by reducing the offending behaviour of sexual and violent offenders.</p> <p>The number of offenders managed through an active multi-agency JMAPP process (where active involvement of more than one agency is</p>																																								

⁵ States of Jersey Police Policing Plan 2014

⁶ States of Jersey Police, Annual Performance report, 2013

required) throughout 2013 was 66. **56 (85%)** individuals out of 66 have not been convicted for further offending.⁷

YES



There has been a significant reduction in assaults taking place in St Helier at night. 208 assaults were recorded last year as can be seen from the graph compared to 309 in 2012. Of greater importance has been the noticeable reduction in **serious assaults** within the St. Helier night-time economy. In 2012 there were 64 such incidents, whereas in 2013 only 38 cases were reported.⁸

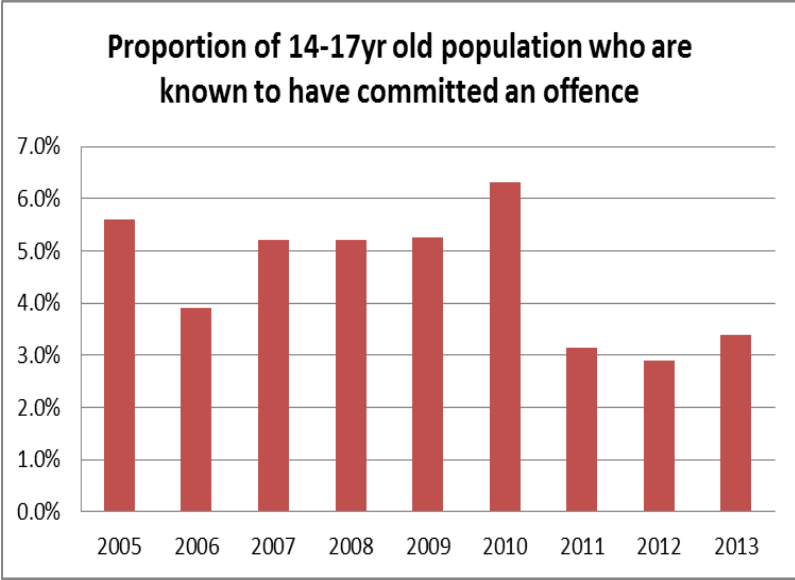
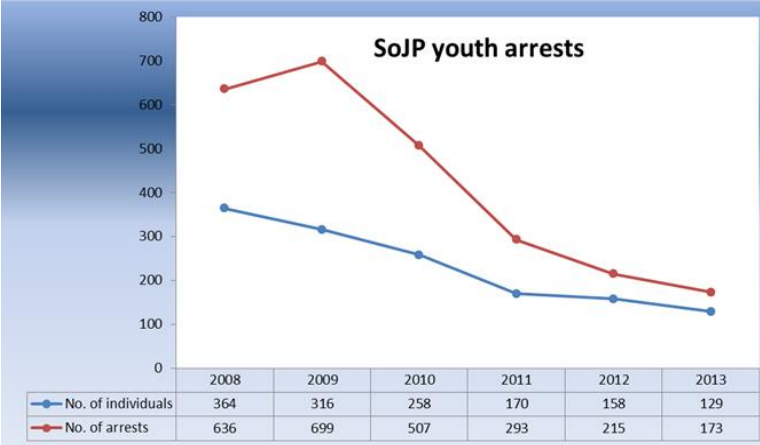
During 2013, the SoJP continued developing a more proactive approach to policing the night-time economy by introducing a Licensing Support Team (LST). This has seen a small, dedicated team of four Police Constables, working with a Sergeant, focused on policing pubs, nightclubs and licensed retail outlets.

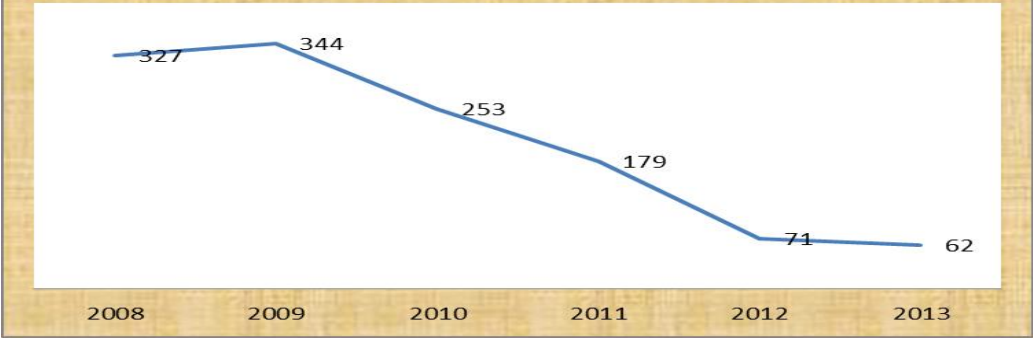
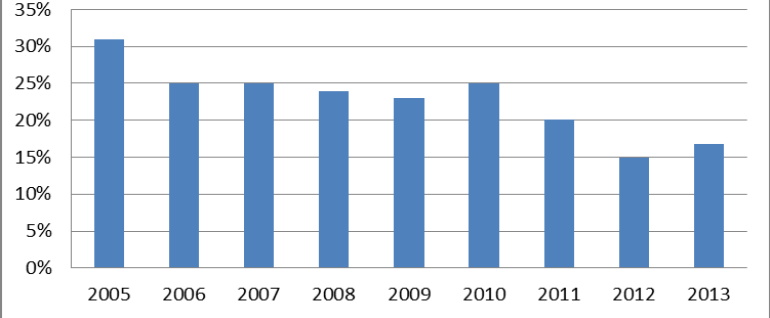
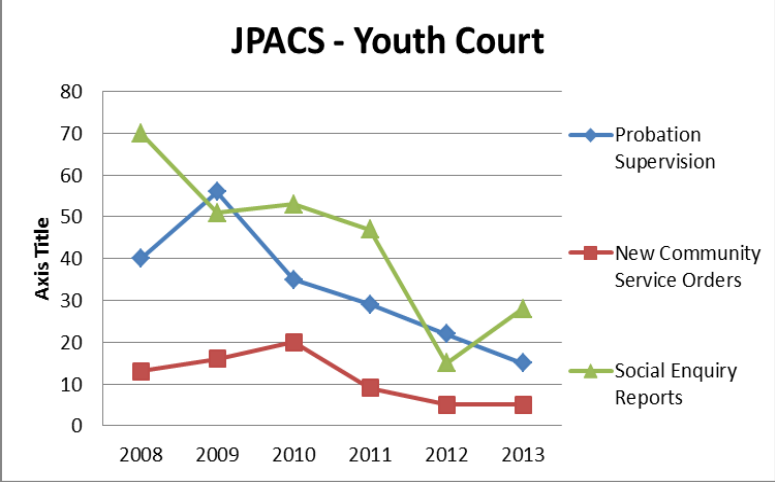
⁷ Jersey Multi-Agency Public Protection Arrangements (JMAPP) Annual Report 2013

⁸ States of Jersey Police Annual Performance Report, 2013

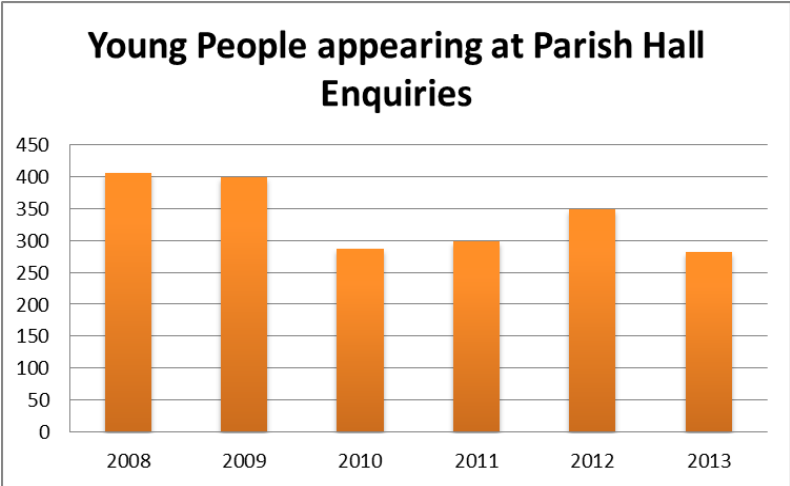
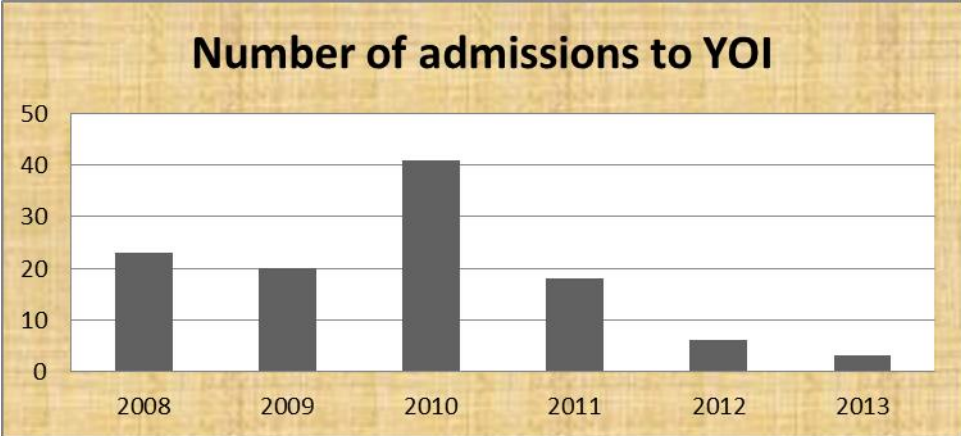
3) Invest in Young People in order to reduce the likelihood of Future Criminality:

Did we do it?

<p>Yes</p>	<p>According to the Island Census, the population in Jersey was 97,856 in 2011. Of those, 4,383 were between 14-17 yrs old. In 2013, 3.4% of the total population of that age group were known to have committed an offence. Since 2005, the highest percentage of young people known to have committed an offence was 6.3% in 2010.</p> 																					
<p>Yes</p>	<p>In Jersey the general picture across all agencies is that of fewer and fewer young people coming into contact with the criminal justice system.</p>  <table border="1" data-bbox="651 1458 1398 1536"> <thead> <tr> <th></th> <th>2008</th> <th>2009</th> <th>2010</th> <th>2011</th> <th>2012</th> <th>2013</th> </tr> </thead> <tbody> <tr> <td>No. of individuals</td> <td>364</td> <td>316</td> <td>258</td> <td>170</td> <td>158</td> <td>129</td> </tr> <tr> <td>No. of arrests</td> <td>636</td> <td>699</td> <td>507</td> <td>293</td> <td>215</td> <td>173</td> </tr> </tbody> </table>		2008	2009	2010	2011	2012	2013	No. of individuals	364	316	258	170	158	129	No. of arrests	636	699	507	293	215	173
	2008	2009	2010	2011	2012	2013																
No. of individuals	364	316	258	170	158	129																
No. of arrests	636	699	507	293	215	173																
<p>Yes</p>	<p>The Youth Court continues to benefit from a huge drop in youth offending which is being experienced in Jersey and the UK. As a consequence of the reduction in cases being referred to the Youth Court, a number of Youth Court sessions were cancelled in 2013.</p>																					

	<p style="text-align: center;">Number of Youth Court Cases</p>  <p>Overall, the workload within the Youth Court has continued seeing a decrease in numbers with 62 cases being dealt with compared with 71 cases in 2012. This represents a decrease of 12.7% compared to 2012. Since 2004, which saw a peak of 488 cases being dealt with, the number of cases within the Youth Court has decreased by 426 cases, approximately 87%, over the last 10 years.⁹</p>
<p>Yes</p>	<p>Jersey has many individuals; public, private and 3rd sector agencies; and faith groups working together to address the issues that cause offending and trying to prevent those that do from re-offending.</p> <p style="text-align: center;">Proportion of known offenders who are aged under 18</p> 
<p>Yes</p>	<p>JPACS are also seeing very encouraging results from Youth Court. Although in 2013, there was an increase in the overall number of Social Enquiry Reports (SER) for the Youth Court from 15(2012) to 28 (2013), numbers are still considerably lower than previous years. There has been a 32% decrease in new Probation Orders imposed in Youth Court</p> <p style="text-align: center;">JPACS - Youth Court</p> 

⁹ Jersey Court Service, Annual Report, Magistrate's, Youth and Petty Debts Courts, 2013

	<p>from 22(2012) to 15 (2013) and the number of Community Service Orders has remained at a very low level (5).</p>														
<p>Yes</p>	<p>Parish Halls - 283 young people appeared at Parish Hall Enquiries during 2013, a drop of 19% from 2012, although similar numbers to 2011/2010:</p> <ul style="list-style-type: none"> • 161 (57%) of Parish Hall cases were first offenders, a similar percentage to last year, (59%). • The main offence groups were road traffic (42%); public order (20%); larceny (16%); violence (8%) and malicious damage (4%). • This compares to 54%, 19%, 8%, 5% and 5% respectively for 2012. • 20 cases were sent from Parish Hall to Youth Court during 2013, the same number as last year (6 in 2011; 7 in 2010). 2 cases were also sent to Magistrate's Court¹⁰.  <table border="1"> <caption>Young People appearing at Parish Hall Enquiries</caption> <thead> <tr> <th>Year</th> <th>Number of Young People</th> </tr> </thead> <tbody> <tr> <td>2008</td> <td>400</td> </tr> <tr> <td>2009</td> <td>400</td> </tr> <tr> <td>2010</td> <td>290</td> </tr> <tr> <td>2011</td> <td>300</td> </tr> <tr> <td>2012</td> <td>350</td> </tr> <tr> <td>2013</td> <td>283</td> </tr> </tbody> </table>	Year	Number of Young People	2008	400	2009	400	2010	290	2011	300	2012	350	2013	283
Year	Number of Young People														
2008	400														
2009	400														
2010	290														
2011	300														
2012	350														
2013	283														
<p>Yes</p>	<p>The Young Offenders Institution at Jersey Prison Service has also seen a reduction in the number of admissions from 23 in 2008 to 3 in 2013, with a peak in 2010.</p>  <table border="1"> <caption>Number of admissions to YOI</caption> <thead> <tr> <th>Year</th> <th>Number of Admissions</th> </tr> </thead> <tbody> <tr> <td>2008</td> <td>23</td> </tr> <tr> <td>2009</td> <td>20</td> </tr> <tr> <td>2010</td> <td>41</td> </tr> <tr> <td>2011</td> <td>18</td> </tr> <tr> <td>2012</td> <td>6</td> </tr> <tr> <td>2013</td> <td>3</td> </tr> </tbody> </table>	Year	Number of Admissions	2008	23	2009	20	2010	41	2011	18	2012	6	2013	3
Year	Number of Admissions														
2008	23														
2009	20														
2010	41														
2011	18														
2012	6														
2013	3														
<p>Yes</p>	<p>A project, run through the Children's Service, enables children in need to access mainstream nursery provision in Jersey. Attending a mainstream nursery provision helps children with transition to their school; and therefore aids children to reach their full potential.</p> <ul style="list-style-type: none"> • During 2013, 12 children under the age of 3 were placed at nursery under the BaSS provision. The majority of children were placed on a part time basis. • 7 children were on the Child Protection Register at the time of placement, for a variety of reasons. 														

¹⁰ Jersey Probation and After Care Service, Annual Report for 2013 and Business Plan for 2014

	<ul style="list-style-type: none"> • The most demands are seen by single parent families, who often have no or little family support available to them. • They have provided additional nursery placements to support families due to medical emergencies. These were on a time limited basis, but prevented children being taken into care. • Support was given for a number of single parents, enabling them to attend Drug & Alcohol and psychology, and parenting sessions. • The outcomes for children have proven most beneficial and some continue to receive support.
Yes	The number of young people who received input from PMNW has increased year on year quite significantly with the end of year figure for 2013 = 9499. This includes Crime and Safety Awareness Days, Your Choice days, individual school sessions (which include internet/mobile safety and alcohol and drug awareness and domestic abuse workshops) and various community events.
Yes	<p>In 2013 the Multi-Agency Safeguarding Hub (MASH) was set up to coordinate and manage safeguarding concerns regarding children and young people in Jersey.</p> <p>MASH is made up of representatives from a number of States' departments and other agencies (SoJP, Children's Service, ESC and Family Nursing and Home Care) to provide a single contact point for members of the public, families or professionals to discuss any concerns that they may have.</p> <p>By bringing these different agencies together in one place, it ensures that information is shared as early as possible with responses being timely and coordinated. A new joint MASH database will ensure that information can be collected to allow targeted support.</p>

4) Involve and support parents and guardians:

Did we do it?

Yes	<p>Parenting Support Services believe that there is no one model for parenting and therefore it is vital that the balance is kept between being helpful and respectful when intervening in family life. They aim to offer parents a way to find some focus which is of benefit to them and their own personal circumstances.</p> <p>Evaluation and feedback from parents represent their voice. Evidence from this information reflects that they themselves find the programmes worthwhile.</p> <p>In 2013</p> <ul style="list-style-type: none"> • 398 parents attended parenting courses • 369 parents and 450 children attended JELLY clubs • 40 parents attended courses for separating /divorced parents • 250 parents accessed 1:1 consultations with regards to family life
------------	--

	<ul style="list-style-type: none"> • 4 volunteers are in training to work with parents, 2 are bi-lingual parents and will support other parents in groups • 8 Professionals have completed Working With Parents City Guilds <p>Next Steps</p> <ul style="list-style-type: none"> • They hold a drop-in session for parents who have questions or challenges with regard to their teenagers on a Friday morning at The Bridge. There are plans for the future for a drop-in located in town. This is to make the service accessible for parents working in town. • Two new Jersey Early Learning Literacy Years (JELLY) Clubs have been established within schools and over 30 parents and children are already attending. • Teenage programme 'Blame my Brain' to be delivered in a secondary school • National Autistic Society (NAS) Early Bird Programme to be delivered in partnership with Autism Jersey. The NAS Early Bird Programme provides families with information and practical advice in the period between diagnosis and school placement.
Yes	<p>The Universal Provisions Project provides children and young people who have been identified by the Children's Service as 'children in need', with continued support and focus by engaging them in some form of mainstream activity or learning provision. The aim is to provide the individual with some positive focus and to support the family by providing respite and financial support in order to prevent crisis situations arising.</p> <p>Funding was granted for numerous activities and nursery holiday schemes:</p> <ul style="list-style-type: none"> • One family of six children and a family of four children, aged between 0 and 13, were supported throughout the year, thus enabling them to participate in activities that, due to the family's financial situation, they would be unable to access. Also to enable parent(s) to spend quality time with younger children. • A number of children undertook activities that would either increase confidence and independence or would help to address boundary and behavioural issues. This included a 9 year old with behavioural issues and truancy. The funding enabled him to attend sport activity and that child has now been removed from the Child Protection Register. • Child aged 9 was granted funding for After School activities; single parent attending drug and alcohol, also lives in area where drug use is considered to be high, thereby lessening their exposure. • Five children aged between 2 and 11 were removed from the Child Protection Register during 2013, which the BaSS funding has contributed towards, over the past 3 years. • Two young carers aged 7 and 12, were granted access to holiday activities thus enabling them to interact with children of their age groups. <p>During 2013, 24 children aged between 5 and 13 were granted funding under the above provisions.</p>

5) Minimise the harm through support to victims:

Did we do it?

Yes

Multi-Agency Risk Assessment Conference (MARAC) are important to developing the holistic solutions that individual cases of domestic abuse require. The MARAC is a forum that agrees collaborative action to prevent further harm to victims of domestic abuse and their children. It aims to reduce the risk of serious harm or homicide by identifying risk factors and supporting those affected.

The key role for the successful operation of MARAC is that of the **Independent Domestic Violence Advisor (IDVA)**: the primary point of contact for a victim.

Two IDVAs have been recruited and trained and will work with their clients from the point of crisis, supporting them through to court where appropriate, assessing their level of risk and developing practical safety plans.

Ongoing

Year	Number of Incidents
2008	135
2009	120
2010	95
2011	105
2012	110
2013	230

Domestic Violence remains an issue for our community..

14% of recorded crime was linked to domestic abuse (an increase of three percentage points when compared to 2012) and throughout 2013 the SoJP attended 1,114 domestic incidents (an increase of 6% compared with 2012). Over half of all domestic incidents involved children and, again, over half also involved alcohol. This pattern hasn't changed over the past three years.

Domestic abuse remains one of the most challenging areas for the SoJP. It is also an area where different agencies, departments and volunteer groups need to work together closely if any lasting impact is to be made to the quality of life of domestic abuse victims. ¹¹

¹¹ States of Jersey Police Annual Performance Report, 2013

Ongoing	Whilst serious street violence has reduced, there has been a continuing year-on-year increase in domestic grave and criminal assaults. In 2013 there were 66 serious domestic assaults compared with 53 in 2012 and 42 in 2011																				
Yes	The most dangerous domestic violence perpetrators are managed through Jersey Multi-Agency Public Protection Arrangements (JMAPP) system. Jersey has a range of staff trained and qualified to use various specialised assessment tools that have been developed including those for domestic violence, violence and sexual offenders. Many JMAPP subjects have a history of domestic abuse and the JMAPP Co-ordinator works closely with the MARAC process.																				
Yes	<p>The Domestic Abuse Perpetrators Programme (ADAPT) for men is run by the Jersey Domestic Violence Forum in partnership with Hampton Trust and Probation. Since July 2013 the programme increased from one session to two sessions per week to accommodate increasing demand.</p> <ul style="list-style-type: none"> • There were 68 enquiries resulting in 31 male perpetrators starting the programme. • 17 finished during the year and there are currently 17 perpetrators on the programme. <p>Each perpetrator undergoes approximately 30 x 2 hour sessions. Their progress is continually monitored throughout. They are formally assessed by the session Group Leaders every week and given a final written appraisal.</p> <p>During the year numerous female partners of perpetrators were risk assessed supported, helped with safety planning and given advice by the Woman Safety Worker. The support can last up to a year afterwards for those whose male partners have completed the programme.</p>																				
Yes	<p>Victim Support continues to support victims of crime and to do whatever is needed to help them through challenging times. A total of 1,677</p> <div data-bbox="416 1496 1380 2004" data-label="Figure"> <table border="1"> <caption>Number of victims accessing victim support 2005 - 2013</caption> <thead> <tr> <th>Year</th> <th>Number of victims</th> </tr> </thead> <tbody> <tr> <td>2005</td> <td>260</td> </tr> <tr> <td>2006</td> <td>300</td> </tr> <tr> <td>2007</td> <td>350</td> </tr> <tr> <td>2008</td> <td>300</td> </tr> <tr> <td>2009</td> <td>240</td> </tr> <tr> <td>2010</td> <td>210</td> </tr> <tr> <td>2011</td> <td>230</td> </tr> <tr> <td>2012</td> <td>240</td> </tr> <tr> <td>2013</td> <td>290</td> </tr> </tbody> </table> </div>	Year	Number of victims	2005	260	2006	300	2007	350	2008	300	2009	240	2010	210	2011	230	2012	240	2013	290
Year	Number of victims																				
2005	260																				
2006	300																				
2007	350																				
2008	300																				
2009	240																				
2010	210																				
2011	230																				
2012	240																				
2013	290																				

	<p>contacts with clients and 102 face to face meetings were conducted last year. VS also provide a Witness Service available to victims of both prosecution and defence and work closely with the Witness Care Unit at SoJP.</p> <p>In 2013 a report was commissioned in order to review the provision of Victim Services in Jersey, and so understand their strengths and weaknesses by highlighting issues facing such services on the Island. The report will provide information to help streamline provisions, pinpoint any duplications and ultimately help enable the provision of a more effective service to the victims.</p>
<p>Yes</p>	<p>The Restorative Justice (RJ) Initiative run through the Jersey Probation and After-Care Service (JPACS) in partnership with Parish Hall Enquiries continues to be very successful at bringing victims and offenders together and ensuring reparation.</p> <p>The yearly summary for 2013 reveals RJ officer involvement in relation to 64 clients across the spectrum of supervision types. This includes:</p> <ul style="list-style-type: none"> • 13 face-to-face direct apologies, • 7 people carrying out work for their victims to make amends and • 14 letters of apology. Unfortunately, despite the majority of offenders stating they would like to give the letter in person this offer was not taken up by the victims. • There were 14 prison visits. 5 victims declined the offer of the RJ process. <p>Through Parish Hall and Youth Court referrals there have been 11 school and children's home visits.</p> <p>The numbers of Binding Over Orders with RJ were the same as 2012 (10) reflecting its use as an effective sentencing tool by the Magistrate.</p> <p>20 people from various states Departments including Education and Social Services have undertaken the three day RJ practitioners course. This is a follow on from recommendations from the Williamson report.</p> <p>Work is continuing in liaising with Education managers to train more secondary staff in RJ and hopefully run a pilot scheme with two secondary schools initially.</p> <p>Nine People from Jersey including staff from Probation, Education and Social Services attended a Restorative Justice Conference in Guernsey</p>

6) Reduce Re-offending:

Did we do it?

<p>Yes</p>	<p>For several years the JPACS has been using an accredited risk of re-offending tool that is linked to reconviction rates.</p> <p>The figure for those who reduce their risk of re-offending after being on probation is 59% for 2013. The majority of probation clients are therefore reducing their risk of re-offending by the end of their Probation Order.</p> <div data-bbox="655 367 1382 835" data-label="Figure"> <table border="1"> <caption>Proportion of offenders supervised on probation orders who reduce their risk of re-offending</caption> <thead> <tr> <th>Year</th> <th>Proportion (%)</th> </tr> </thead> <tbody> <tr><td>2005</td><td>58.0%</td></tr> <tr><td>2006</td><td>60.0%</td></tr> <tr><td>2007</td><td>72.0%</td></tr> <tr><td>2008</td><td>68.0%</td></tr> <tr><td>2009</td><td>60.0%</td></tr> <tr><td>2010</td><td>55.0%</td></tr> <tr><td>2011</td><td>58.0%</td></tr> <tr><td>2012</td><td>60.0%</td></tr> <tr><td>2013</td><td>59.0%</td></tr> </tbody> </table> </div>	Year	Proportion (%)	2005	58.0%	2006	60.0%	2007	72.0%	2008	68.0%	2009	60.0%	2010	55.0%	2011	58.0%	2012	60.0%	2013	59.0%
Year	Proportion (%)																				
2005	58.0%																				
2006	60.0%																				
2007	72.0%																				
2008	68.0%																				
2009	60.0%																				
2010	55.0%																				
2011	58.0%																				
2012	60.0%																				
2013	59.0%																				
<p>Ongoing</p>	<p>JPACS in partnership with Highlands College run a Basic Skills Programme for those on probation and in prison.</p> <ul style="list-style-type: none"> • 11 clients have received tutor support during 2013, with 3 on the waiting list. • A total of 67 tutor sessions have been delivered. This compares to 13 clients and 84 sessions in 2012. • Of the 67 sessions delivered this year, 31 of them have been with one individual who has continued beyond the end of his order. This 53 year old male came to the Service unable to read and is making steady progress. • 3 clients have been referred to the Improve Your Skills evening classes at Highlands.¹² 																				
<p>Ongoing</p>	<p>Resettlement of Prisoners- The evidence for resettlement being part of a holistic package to help reduce offending is building; however, at the moment we do not have the equivalent of an Offender Rehabilitation Bill in Jersey and whilst the resettlement team at Jersey Prison Service help individuals with resettlement plans whilst they are in prison, their influence stops once the person has been discharged. Probation provides a voluntary aftercare service which is accessed by some, but again with no statutory requirement their resources are stretched.</p> <p>The statutory agencies rely very heavily on the work of voluntary agencies, in particular the work of the prison chaplains' team and the Freedom for Life Ministries (FFLM) to help prisoners with resettlement. A resettlement strategy is being developed by Jersey Prison Service team; they have also involved probation, the chaplains and FFLM.</p>																				

¹² Jersey Probation and After Care Service, Annual Report for 2013 and Business Plan for 2014

Ongoing	The majority of prisoners at Jersey Prison Service are involved in academic or vocational courses to attain qualifications with a view to helping them get a job when they are released. The 2013 HMCIP report for the Prison awarded the highest grade available for “purposeful activity”. The Ofsted Chief Inspector who accompanied the HMCIP team made the following assessments: “outcomes for prisoners engaged in learning and skills and work activities, outstanding; quality of learning and skills and work activities, good; effectiveness of leadership and management, good”. ¹³
----------------	--

¹³ States of Jersey Prison Service, HM Prison La Moye, Annual Report ,2013

**STRATEGIC PRIORITY 2. TO PROVIDE
PEOPLE WITH OPPORTUNITIES TO
DEVELOP THEIR POTENTIAL AS ACTIVE
AND RESPONSIBLE MEMBERS OF
SOCIETY.**

To do this we said we would:

1) Invest in Personal, Social and Health Education and Information in Order to Promote Self-Esteem and Responsible, Healthy Citizens:

Did we do it?

<p>Yes</p>	<p>The Move On Youth Project (street based youth work and mobile youth work) is a well-established project within the Jersey Youth Service which reaches out to young people on the streets of St Helier. It targets hard-to-reach young people who are vulnerable and potentially at risk. The project had around 4210 contacts with young people in 2013, (2774 male 66%, 1436 female 34%) and has conversations which cover Health & Well-being, being Safe & Informed, Learning through Involvement, Community Engagement & Awareness and Skills for the Future.</p> <p>The SBYW were heavily involved in offering support and practical help to the young people involved in the sad deaths which occurred during 2013. They worked closely with Freedom Street (a church based street youth work team who generally work Saturday evenings when the SBYW are not around.)</p> <p>The SBYW have also been noticing that some young people seem to be increasing their use of New Psychoactive substances (so called legal highs). They have been talking to the young people about this with some of them thinking that “legals” are fantastic whilst others are concerned about their friends use and the effect it is having on them. As levels of young people’s street drinking still seem to be low, “legals” are the main issue of concern.</p>
<p>Yes</p>	<p>The Youth Enquiry Service (YES) offers a drop-in service to support young people aged 14—25 with any issue that affects them. Young people can access free, independent and confidential advice, information and support in addition to the counselling service.</p>

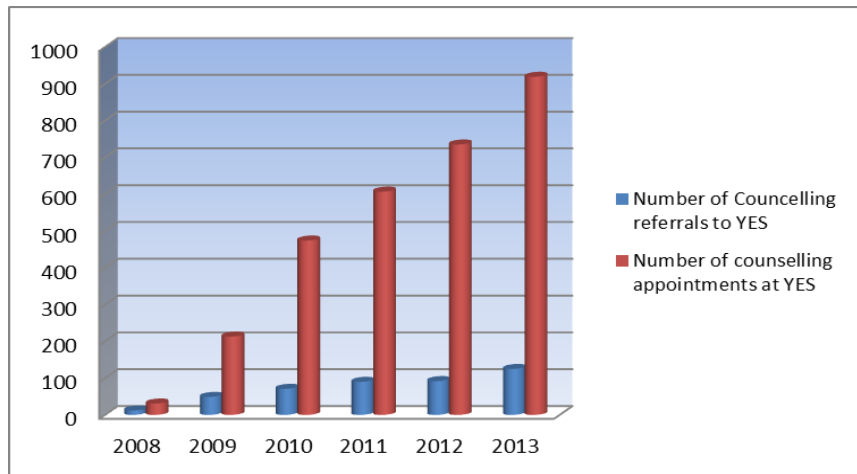
Since YES opened in September 2008 they have registered 750 clients in total and 507 of these have accessed the counselling service. The majority of their clients are over the age of 18. Clients are repeat visiting which

indicates they are happy with the service they receive.

The 1-2-1 counselling service has had a total of 507 referrals to the counselling

project in 6 years. Between those 507 clients they have attended 3464 appointments.

The main issues covered in counselling sessions are: relationships, low mood, depression and dealing with past issues.

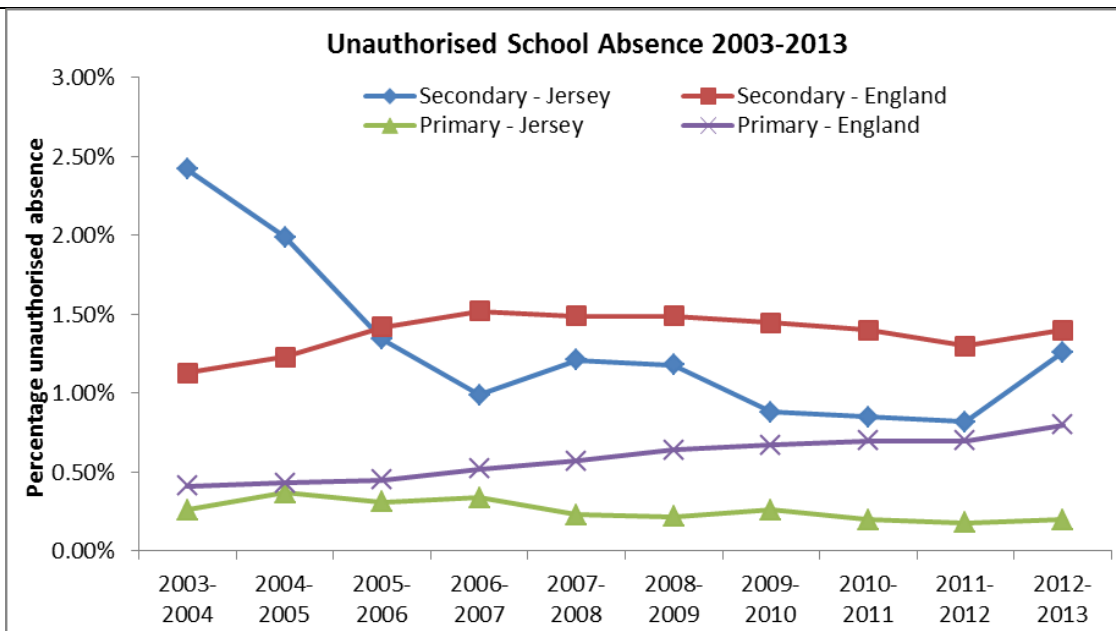


2) Provide an Integrated Approach to Tackling Social Exclusion:

Did we do it?

Yes Very often statistics like those shown here of **unauthorised school absences** provide a result, but do not adequately illustrate the hard work that has been going on in the schools and with their partners working with parents and young people.

It is well documented that there are extremely strong links between levels of absence at a school and levels of attainment, ASB and poor outcomes for young people.



This graph illustrates that there was a dramatic downward trend in unauthorised absences in the last 8 years (03/04 – 11/12) in Jersey which compares very favourably with the England. In the last year 12/13, there was a slight increase in secondary unauthorised absences in both Jersey and England.

Yes

The Portuguese Offender Worker (POW) at the Jersey Probation and After-Care Service provides equal opportunities for the Portuguese community involved in the criminal justice system

In 2013 the Portuguese Offender Worker (POW) spent 6 months on placement which proved invaluable for establishing networks and increasing breadth of knowledge in child protection issues. Her skills were used in family cases involving Portuguese families.

Upon returning to JPACs, the POW caseload increased to include Social Enquiry Report (SER) writing of which 18 were completed with 4 deportation reports written for the attention of the Lieutenant Governor and 6 stand-down verbal reports for the Court.

Her community case load also increased and a total of 9 orders ended with their LSI-r scores all decreasing for the clients on supervision.

As well as having a prison and community caseload, the POW also attends Court on a weekly basis and Parish Hall Enquiries. This service is invaluable to Portuguese parents of young people who attend Parish Hall as she is able to explain the process in their native language.

In the first six months of this year, the POW has completed 33 SERs. Her caseload is currently approximately 25, three of whom are prisoners.

3) To develop, provide and promote continuous opportunities for all members of the community, particularly those perceived to be at risk, to access healthy and interesting pursuits:

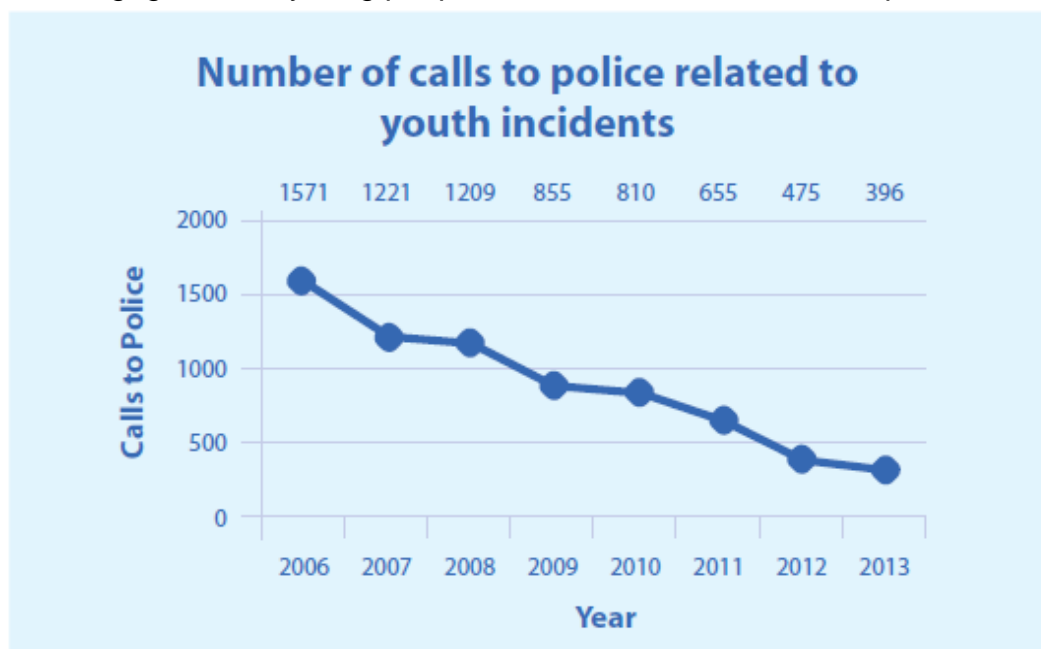
Did we do it?

Yes

The Community and Schools Sports Department (CSSD) ensures the young people of Jersey can be healthy, safe and reduce their potential involvement in crime and anti-social behaviour'

In 2013 the work of the Community and School Sports Department was shown;

- to improve behaviour of identified pupils in schools
- Increased the confidence of teachers when delivering their PE lessons
- Engaged more young people than before in after school sport



- Provided high quality training for volunteers
- Increased the membership numbers of various sports clubs
- Assisting in reducing calls to police (regarding young people) for a seventh year in a row
- Provided more spaces for disadvantaged families to access low cost or free holiday sports provision¹⁴

¹⁴ Community and School Sports Department Annual report, 2013

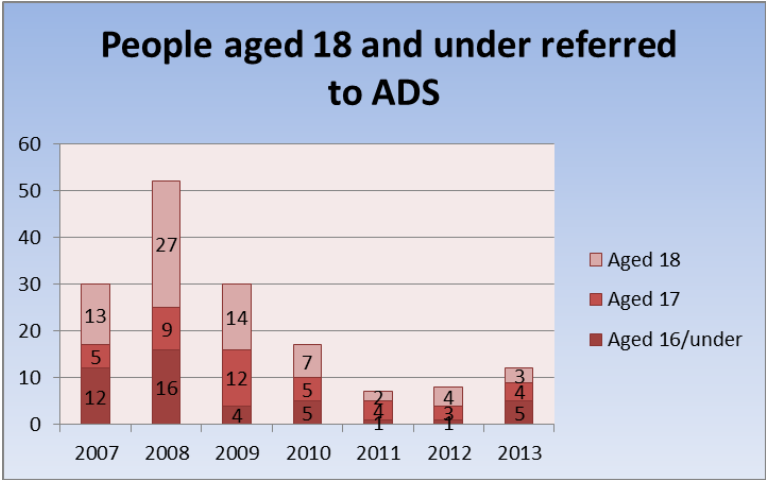
STRATEGIC PRIORITY 3: REDUCE THE HARM CAUSED BY DRUGS, ALCOHOL AND SOLVENTS.

To do this we said we would:

1) Invest in children and young people in order to reduce the likelihood of future substance misuse:

Did we do it?

<p>Yes</p>	<p>The Health Related Behaviour Questionnaire (HRBQ) questionnaire takes place every 4 years. The survey findings have provided a portrait of, and trends in, young people's attitudes and behaviours since 1996. The questionnaire is carried out in Year 6 in primary schools and in Years 8 and 10 in secondary schools.</p> <p>The Health Intelligence Unit is repeating this research in 2014. The results are used to provide targeted services, help to identify gaps or any changes needed in provision.</p>																				
<p>Ongoing</p>	<p>The Arrest Referral Worker at the Alcohol and Drug Service enables young problematic drug users to access treatment and support. The arrest referral initiative is designed to access people who come in to police custody and through the Parish Hall Enquiry and refer them for treatment before they come in to contact with the courts.</p> <p>An evaluation of the post was conducted in 2012 with a view to improving and revitalising the service for the future. In 2013 two new Arrest Referral Workers were employed on a job share.</p> <p>As can be seen on the graph the numbers have been diminishing year-on-year since 2008. The number of problematic drug users under 25 accessing treatment and support has diminished from 155 in 2005 to 23 in 2012 then rose slightly in 2013 to 48.</p> <div data-bbox="671 1240 1402 1675" data-label="Figure"> <table border="1"> <caption>Number of problematic drug users 25yrs and under accessing treatment and support</caption> <thead> <tr> <th>Year</th> <th>Number of users</th> </tr> </thead> <tbody> <tr> <td>2005</td> <td>155</td> </tr> <tr> <td>2006</td> <td>145</td> </tr> <tr> <td>2007</td> <td>110</td> </tr> <tr> <td>2008</td> <td>145</td> </tr> <tr> <td>2009</td> <td>125</td> </tr> <tr> <td>2010</td> <td>105</td> </tr> <tr> <td>2011</td> <td>45</td> </tr> <tr> <td>2012</td> <td>23</td> </tr> <tr> <td>2013</td> <td>48</td> </tr> </tbody> </table> </div>	Year	Number of users	2005	155	2006	145	2007	110	2008	145	2009	125	2010	105	2011	45	2012	23	2013	48
Year	Number of users																				
2005	155																				
2006	145																				
2007	110																				
2008	145																				
2009	125																				
2010	105																				
2011	45																				
2012	23																				
2013	48																				

<p>Ongoing</p>	<p>The Alcohol and Drug Service (ADS) saw a significant reduction in referrals from people aged 18 and under from 2008 to 2011. Although the figures remain low there has been a slight increase since then. In 2011 the overall figure for under-18 referral was 7; this has risen to 12 in 2013.</p>  <table border="1" data-bbox="632 331 1401 808"> <caption>People aged 18 and under referred to ADS</caption> <thead> <tr> <th>Year</th> <th>Aged 18</th> <th>Aged 17</th> <th>Aged 16/under</th> </tr> </thead> <tbody> <tr> <td>2007</td> <td>13</td> <td>5</td> <td>12</td> </tr> <tr> <td>2008</td> <td>27</td> <td>9</td> <td>16</td> </tr> <tr> <td>2009</td> <td>14</td> <td>12</td> <td>4</td> </tr> <tr> <td>2010</td> <td>7</td> <td>5</td> <td>5</td> </tr> <tr> <td>2011</td> <td>2</td> <td>4</td> <td>1</td> </tr> <tr> <td>2012</td> <td>4</td> <td>3</td> <td>1</td> </tr> <tr> <td>2013</td> <td>3</td> <td>4</td> <td>5</td> </tr> </tbody> </table>	Year	Aged 18	Aged 17	Aged 16/under	2007	13	5	12	2008	27	9	16	2009	14	12	4	2010	7	5	5	2011	2	4	1	2012	4	3	1	2013	3	4	5
Year	Aged 18	Aged 17	Aged 16/under																														
2007	13	5	12																														
2008	27	9	16																														
2009	14	12	4																														
2010	7	5	5																														
2011	2	4	1																														
2012	4	3	1																														
2013	3	4	5																														
<p>Yes</p>	<p>Substance misuse education for young people on Probation. As a condition of a Probation Order all young people 18 and under are expected to attend at least one session with the Court Liaison Officer. The session or sessions aim to discuss current alcohol and drug use, what affect they have on the young person, especially in relation to health, relationships, school or employment and the law and look at what changes they feel they would be able to make to reduce the negative impact it may have had and how they could implement them.</p> <p>For many within the age group the drug of choice is alcohol and sessions will include education such as calculating units, the effects of alcohol on the brain and rest of the body, as well as the more behavioural effects. Drug use tends to be cannabis, although some of the "legal highs" have periods of popularity, they tend to be used less consistently, often due to availability, than alcohol.</p> <p>The percentage of young people on probation receiving substance misuse education remains at 100%.</p>																																
<p>Yes</p>	<p>Young Offenders at La Moye Prison have access to a counsellor and also to the accredited programmes: JARVIS (Jersey Alcohol Related Violence Intervention Strategy) and ASRO-S (Alcohol and Substance Related Offending- Secure).</p>																																
<p>Yes</p>	<p>The Start Thinking about Alcohol Risks Today (STAART) alcohol delay programme continues to be delivered to Year 7 students and their families</p> <p>For the purpose of evaluation, students are asked to complete a survey pre-intervention then repeat the survey one year later, when they are in Year 8. Year 8 students from the initial school, who undertook the programme in 2013, are currently undertaking this process and results will be available within the next few months.</p>																																

	<p>Further evaluation will be undertaken based on the results of the Health Related Behaviour Questionnaire, undertaken by all Year 6, 8 and 10 students in 2014.</p>
<p>Yes</p>	<p>The alcohol and substance misuse programmes run by PMNW deliver interactive group sessions for years 7- 13, which include the effect and consequences of taking illegal drugs and alcohol and driving whilst under the influence of alcohol and drugs. The drugs workshop covers many drugs from cannabis to heroin with a special emphasis on New Psychoactive Substances (NPS). This reflects the current concerns about these drugs and stand-alone lessons about these substances are delivered.</p> <p>PMNW are also preparing a road show for secondary school parents to commence in this September term (2014) will focus on NPS but will also include some other substance input. This will be a partnership approach with SoJP Crime Services, Customs and Immigration and PMNW.</p> <p>It will be inclusive and have input in Polish and Portuguese</p>

2) Reduce the inappropriate consumption of psychoactive substances (including alcohol):

Did we do it?

Yes

Alcohol consumption in Jersey has decreased over the last decade, from around 17 litres of pure alcohol per capita in 1999 to around 12.7 in 2012. This decrease is seen mainly in the consumption of beer and cider. The volume of wine consumed has remained relatively more stable over this time period.

Year	Litres pure alcohol
1999	17.0
2000	16.0
2001	16.0
2002	15.0
2003	16.0
2004	14.0
2005	15.0
2006	15.0
2007	14.0
2008	14.0
2009	14.0
2010	13.0
2011	12.8
2012	12.7

Ongoing

However we still consume high levels of alcohol compared to other countries.

Year	JERSEY	UK	France	Germany	Ireland	Canada	Sweden	Target
2000	16.5	10.5	14.0	10.5	14.0	8.0	6.5	9.0
2001	15.8	10.5	14.0	10.5	14.0	8.0	6.5	9.0
2002	15.2	10.8	13.8	10.5	13.5	8.0	6.5	9.0
2003	16.0	11.0	13.5	10.5	13.5	8.0	6.5	9.0
2004	14.5	11.2	13.2	10.5	13.5	8.0	6.5	9.0
2005	15.0	11.2	13.2	10.5	13.5	8.0	6.5	9.0
2006	14.5	11.0	13.2	10.5	13.5	8.0	6.5	9.0
2007	14.0	11.2	13.0	10.5	13.5	8.0	6.5	9.0
2008	13.5	10.8	12.8	10.5	13.0	8.0	6.5	9.0
2009	13.5	10.5	12.5	10.5	12.5	8.0	6.5	9.0
2010	13.2	10.2	12.2	10.5	12.2	8.0	6.5	9.0
2011	12.8	10.0	12.0	10.5	12.0	8.0	6.5	9.0
2012	12.7	10.0	12.0	10.5	12.0	8.0	6.5	9.0

Source: OECD and Jersey Statistics Unit

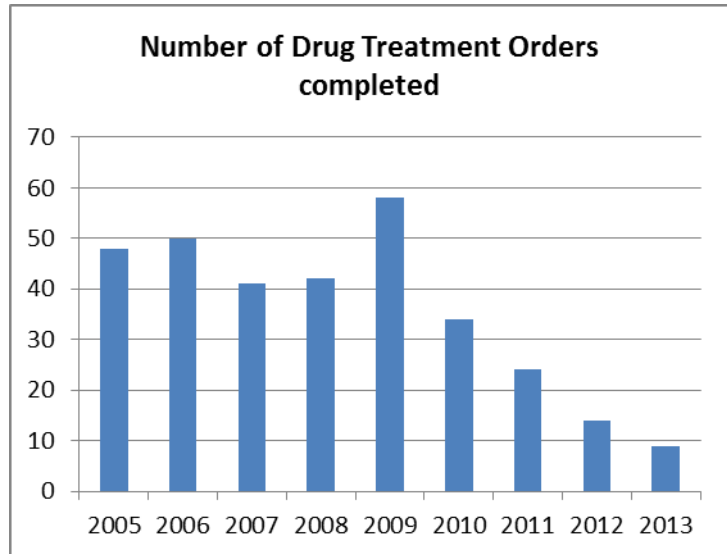
Ongoing

Progress has been made on developing an Alcohol and Licensing strategy for Jersey and updating the Liquor Licensing (Jersey) Law. Whilst the Economic Development (EDD) Minister is responsible for the law, in recognition of the cross-cutting issues that alcohol misuse presents, the Chief Minister's department has taken the lead on developing the strategy and together with H&SS, HA and EDD are intending to have a new law and a new strategy ready for lodging in July 2014.

Yes

The Court Liaison Officer plays a key role in helping to reduce the consumption of psychoactive substances. It is his job to see that those offenders sentenced to a Drug Treatment Order (DTO) comply with the terms of the order.

Since 2009 there has been a continued reduction in the number of offenders completing DTOs. It is now common practice for Probation Orders to involve a close working relationship between the Probation Officer, client and Court Liaison Officer which can reduce the need for a formal Treatment Order in many cases.



3) Promote health-enhancing behaviours and reduce the harm caused by substance misuse:

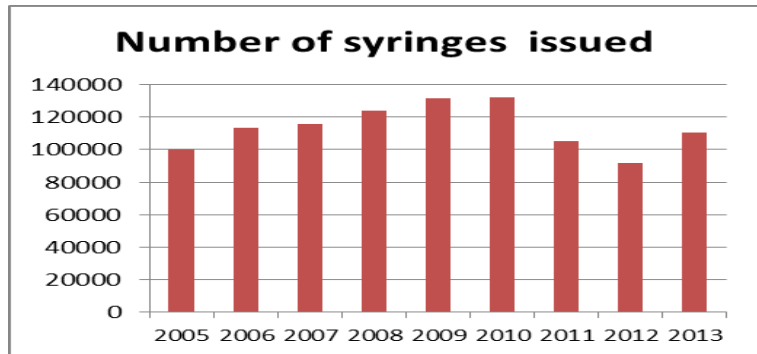
Did we do it?

Maybe

Needle Exchange- Sterile needles are issued to injecting drug users to reduce the harm that needle-sharing may cause, by reducing the risk of contaminated needles and therefore the transmission of infections like Hepatitis C and H.I.V.

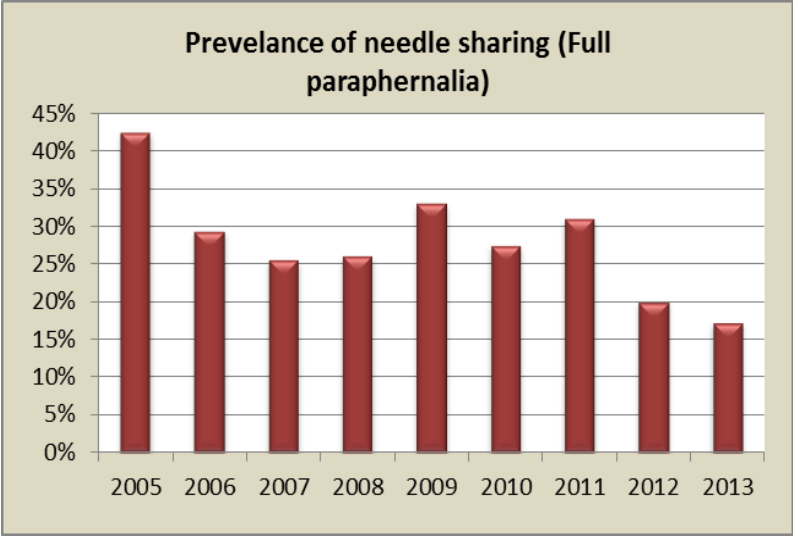
In 2005, 99,845 syringes were issued, whilst in 2010, a total 132,060 syringes were distributed. In 2012 the number dropped

to 91,725 but has increased to 110495 in 2013. In the absence of recent research on the number of drug addicts in Jersey and the nature of substance misuse, it is difficult to be definitive about the reasons for this change although the ADS recognise that the reduction in the use heroin has led to many different substances being used.



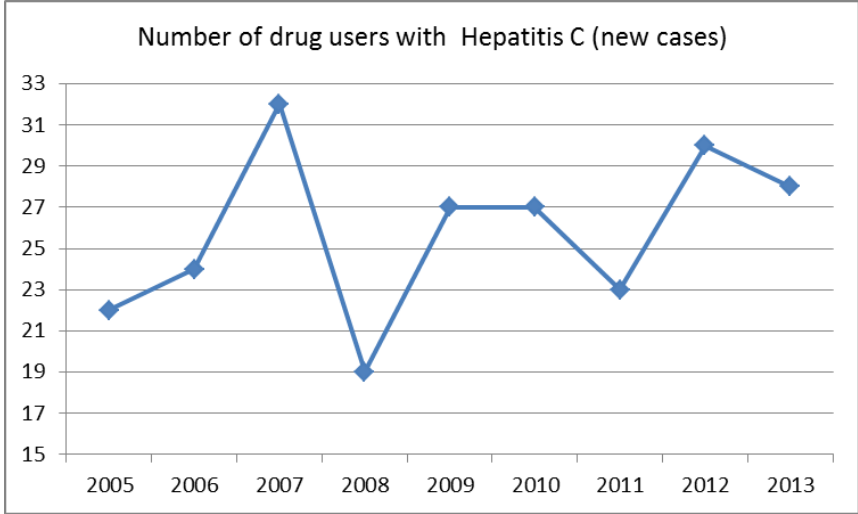
Yes

The needle exchange figures can be correlated with the **prevalence of needle-sharing** which is a 6 monthly calculation based on surveys of the injecting drug users at the ADS. The prevalence of needle sharing has dropped from 91% in 2000 to 17.25% in 2013.



Maybe

The number of new cases of Hepatitis C in drug users has fluctuated slightly since 2005 (22) rising to 30 in 2012. There were 28 new cases in 2013.



Hepatitis C is transmitted from one person to another through blood-to-blood contact. Current and past injecting drug users, those who have received blood products before 1986 and recipients of blood transfusions before 1991 are the highest risk groups; however, other areas of risk are through tattooing, body piercing, unprotected sex, mother to baby and needle stick injuries.

Over a 10 year period there has been an average of 26.3 new cases per year.

<p>Yes</p>	<p>The number of suspected opiate-related overdoses (attended by the Ambulance Service) shows a decrease from 37 in 2005 to 19 in 2013. Although there is a slight rise in numbers from 2011.</p>	<table border="1"> <caption>Number of Suspected Opiate related Overdoses attended by the Ambulance Service</caption> <thead> <tr> <th>Year</th> <th>Number of Overdoses</th> </tr> </thead> <tbody> <tr><td>2005</td><td>37</td></tr> <tr><td>2006</td><td>35</td></tr> <tr><td>2007</td><td>17</td></tr> <tr><td>2008</td><td>15</td></tr> <tr><td>2009</td><td>33</td></tr> <tr><td>2010</td><td>31</td></tr> <tr><td>2011</td><td>16</td></tr> <tr><td>2012</td><td>16</td></tr> <tr><td>2013</td><td>19</td></tr> </tbody> </table>	Year	Number of Overdoses	2005	37	2006	35	2007	17	2008	15	2009	33	2010	31	2011	16	2012	16	2013	19
Year	Number of Overdoses																					
2005	37																					
2006	35																					
2007	17																					
2008	15																					
2009	33																					
2010	31																					
2011	16																					
2012	16																					
2013	19																					
<p>Ongoing</p>	<p>The Arrest Referral Officer offers substance misuse programmes to those who have come into contact with the criminal justice system and also takes referrals from the Parish Hall. In 2011 only 11 referrals were made but that number more than doubled in 2013 to 24.</p>	<table border="1"> <caption>Number of Parish Hall referrals who receive substance misuse programmes</caption> <thead> <tr> <th>Year</th> <th>Number of Referrals</th> </tr> </thead> <tbody> <tr><td>2005</td><td>60</td></tr> <tr><td>2006</td><td>38</td></tr> <tr><td>2007</td><td>18</td></tr> <tr><td>2008</td><td>62</td></tr> <tr><td>2009</td><td>38</td></tr> <tr><td>2010</td><td>28</td></tr> <tr><td>2011</td><td>11</td></tr> <tr><td>2012</td><td>18</td></tr> <tr><td>2013</td><td>24</td></tr> </tbody> </table>	Year	Number of Referrals	2005	60	2006	38	2007	18	2008	62	2009	38	2010	28	2011	11	2012	18	2013	24
Year	Number of Referrals																					
2005	60																					
2006	38																					
2007	18																					
2008	62																					
2009	38																					
2010	28																					
2011	11																					
2012	18																					
2013	24																					

4) Engage and inform parents and families about illegal drugs and alcohol:

Did we do it?

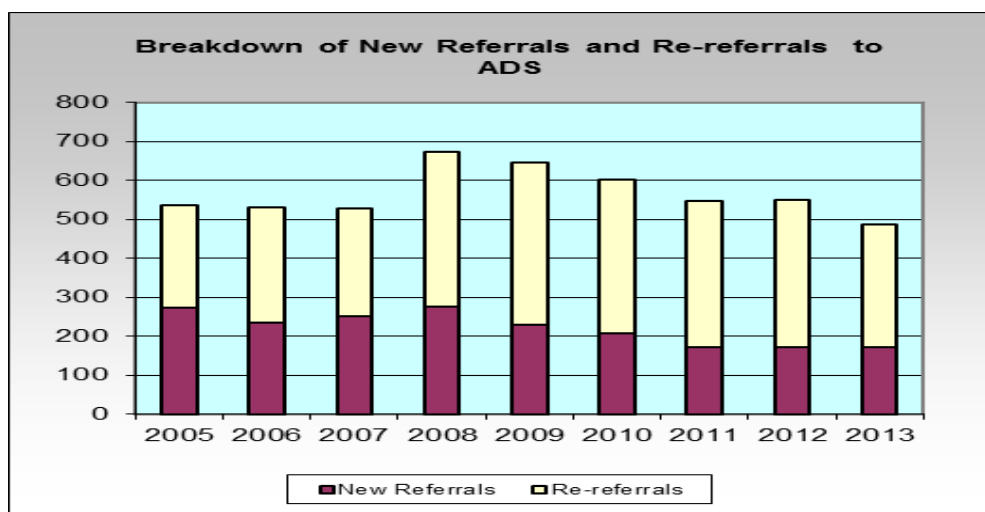
<p>Ongoing</p>	<p>The number of carers recorded as receiving information from the ADS has decreased from 52 in 2005 to 6 in 2013. Since 2008, this activity has been picked up within the broader services available through the H&SS Alcohol & Drug Service with information being provided through direct contact, and often advice provided by telephone contact.</p>	<table border="1"> <caption>Number of carers receiving information from the Alcohol & Drug Service</caption> <thead> <tr> <th>Year</th> <th>Number of Carers</th> </tr> </thead> <tbody> <tr><td>2005</td><td>52</td></tr> <tr><td>2006</td><td>62</td></tr> <tr><td>2007</td><td>58</td></tr> <tr><td>2008</td><td>32</td></tr> <tr><td>2009</td><td>18</td></tr> <tr><td>2010</td><td>12</td></tr> <tr><td>2011</td><td>8</td></tr> <tr><td>2012</td><td>6</td></tr> <tr><td>2013</td><td>6</td></tr> </tbody> </table>	Year	Number of Carers	2005	52	2006	62	2007	58	2008	32	2009	18	2010	12	2011	8	2012	6	2013	6
Year	Number of Carers																					
2005	52																					
2006	62																					
2007	58																					
2008	32																					
2009	18																					
2010	12																					
2011	8																					
2012	6																					
2013	6																					

<p>Yes</p>	<p>The Substance Misuse Therapy team at Jersey Prison Service are facilitators on the accredited offending behaviour programmes. The psychological assistant undertakes inductions for both Substance Misuse and Psychology. She sees everyone on induction and passes them on to the appropriate practitioner when their needs have been assessed.</p> <p>The Substance Misuse team continues to facilitate visits to the prison from representatives of Alcoholics Anonymous, who hold meetings on the accommodation wings. During 2013 meetings on for female prisoners commenced. They proved to be very popular with an average of 7 women attending. The average attendance for the year was 3 prisoners per session in the male wings.</p> <p>The team facilitated the drug workshop during crime week with Prison! Me! No way! These took place in March and October. The Psychological Assistant has begun writing a short educational Drug Awareness group-work programme which is it hoped to deliver to prisoners in the near future.¹⁵</p>
<p>Yes</p>	<p>Although specific programmes about alcohol and drugs are not delivered by parenting services at The Bridge, they encourage parents to communicate and discuss those subjects with their teenagers. They have discussion on the booklet “a parent’s guide to drugs” and issue copies should parents request. They may signpost parents to other relevant agencies should they need further support.</p>
<p>Yes</p>	<p>The health promotion team have revised and updated the Parents Guide to Drugs</p>

5) Continually review evidence-based interventions in order to extend the range and availability of treatment opportunities for problematic drug users:

Did we do it?

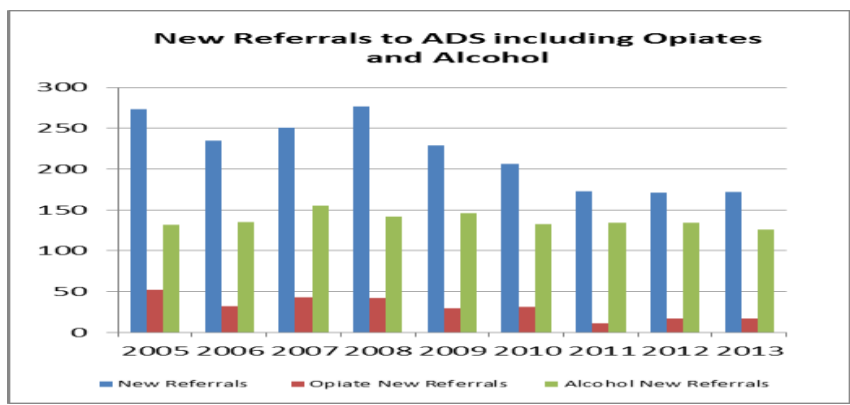
Maybe In 2013, the Alcohol and Drug Service received 490 referrals, 172 were new referrals and 314 were re-referrals



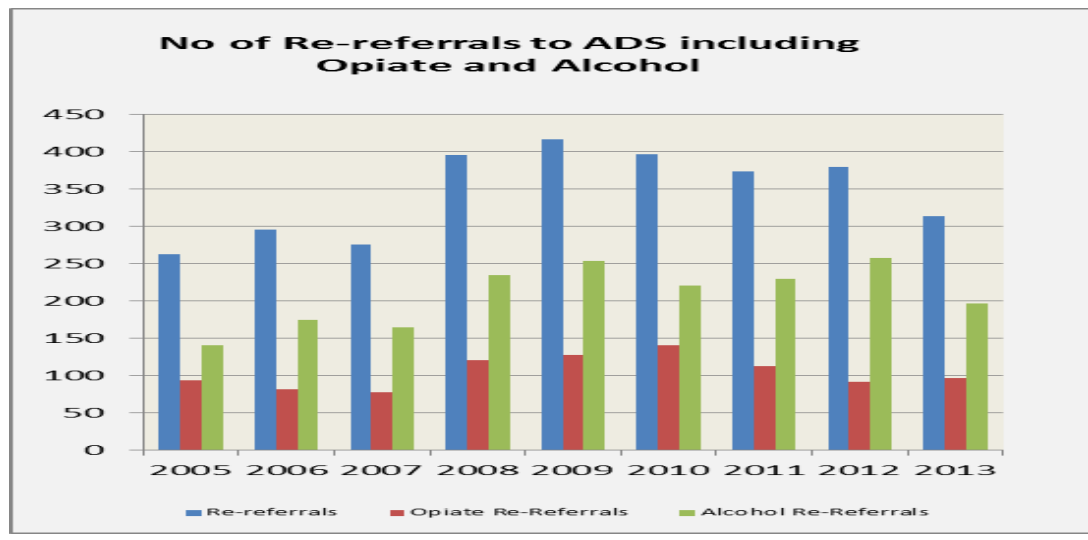
¹⁵ States Of Jersey Prison Service, HM Prison La Moye, Annual Report 2013

Maybe

Of the new referrals, 17 were for opiate issues (a significant reduction from 31 in 2010, but the same as last year) whilst 126 were for alcohol-related issues, less than last years total of 134.



Yes



197 of the re-referrals were for alcohol, a drop from 258 in 2012 and 97 were for opiates.

Yes

Approximately 17 people per quarter started treatment with either Methadone or Subutex in 2013. At the end of the year 41 people had successfully completed the programme.

Yes

The Alcohol Liaison Nurse (ALN) role was specifically designed to identify and assess patients admitted to the General Hospital who are found to be drinking above the recommended weekly limit and to provide them with brief interventions and alcohol education.

In 2013 at total of 332 clients were seen 332 (male = 223 / female = 109)

The ALN delivered screening and Brief Interventions, assistance in the management of alcohol detoxification and continued care of clients taken from the community Alcohol and Drug Service.

6) Where appropriate, provide offenders within the criminal justice process with access to alternative and effective programmes:

Did we do it?

<p>Yes</p>	<p>The statistics from the courts show that the Magistrates follow recommendations given by the CLO where possible and seem confident that the offender is appropriately supervised.</p> <p>The percentage of clients completing their orders increased from 64.25% in 2005 to 93% in 2012. But reduced slightly in 2013.</p>	<div data-bbox="719 344 1407 674"> <p>% of Treatment Orders recommended by the Court Liaison Officer upheld by the Courts</p> <table border="1"> <caption>% of Treatment Orders recommended by the Court Liaison Officer upheld by the Courts</caption> <thead> <tr> <th>Year</th> <th>Percentage</th> </tr> </thead> <tbody> <tr><td>2005</td><td>85%</td></tr> <tr><td>2006</td><td>95%</td></tr> <tr><td>2007</td><td>90%</td></tr> <tr><td>2008</td><td>98%</td></tr> <tr><td>2009</td><td>95%</td></tr> <tr><td>2010</td><td>98%</td></tr> <tr><td>2011</td><td>98%</td></tr> <tr><td>2012</td><td>80%</td></tr> <tr><td>2013</td><td>90%</td></tr> </tbody> </table> </div> <div data-bbox="665 696 1407 1070"> <p>% of clients completing their Treatment Orders</p> <table border="1"> <caption>% of clients completing their Treatment Orders</caption> <thead> <tr> <th>Year</th> <th>Percentage</th> </tr> </thead> <tbody> <tr><td>2005</td><td>64.25%</td></tr> <tr><td>2006</td><td>72%</td></tr> <tr><td>2007</td><td>63%</td></tr> <tr><td>2008</td><td>74%</td></tr> <tr><td>2009</td><td>84%</td></tr> <tr><td>2010</td><td>83%</td></tr> <tr><td>2011</td><td>73%</td></tr> <tr><td>2012</td><td>93%</td></tr> <tr><td>2013</td><td>83%</td></tr> </tbody> </table> </div>	Year	Percentage	2005	85%	2006	95%	2007	90%	2008	98%	2009	95%	2010	98%	2011	98%	2012	80%	2013	90%	Year	Percentage	2005	64.25%	2006	72%	2007	63%	2008	74%	2009	84%	2010	83%	2011	73%	2012	93%	2013	83%
Year	Percentage																																									
2005	85%																																									
2006	95%																																									
2007	90%																																									
2008	98%																																									
2009	95%																																									
2010	98%																																									
2011	98%																																									
2012	80%																																									
2013	90%																																									
Year	Percentage																																									
2005	64.25%																																									
2006	72%																																									
2007	63%																																									
2008	74%																																									
2009	84%																																									
2010	83%																																									
2011	73%																																									
2012	93%																																									
2013	83%																																									
<p>Yes</p>	<p>The majority of offenders get through their orders with a resultant improvement in their CHRISTO (Social skills, health, attendance, attitude, and drug/alcohol use) score.</p>	<div data-bbox="639 1084 1407 1547"> <p>Breakdown of total number of clients completing Drug Treatment Orders (DTO)</p> <table border="1"> <caption>Breakdown of total number of clients completing Drug Treatment Orders (DTO)</caption> <thead> <tr> <th>Year</th> <th>reduction in substance related problems</th> <th>NO reduction in substance related problems</th> <th>Total</th> </tr> </thead> <tbody> <tr><td>2005</td><td>30</td><td>18</td><td>48</td></tr> <tr><td>2006</td><td>30</td><td>20</td><td>50</td></tr> <tr><td>2007</td><td>30</td><td>12</td><td>42</td></tr> <tr><td>2008</td><td>35</td><td>7</td><td>42</td></tr> <tr><td>2009</td><td>35</td><td>23</td><td>58</td></tr> <tr><td>2010</td><td>28</td><td>6</td><td>34</td></tr> <tr><td>2011</td><td>18</td><td>7</td><td>25</td></tr> <tr><td>2012</td><td>12</td><td>3</td><td>15</td></tr> <tr><td>2013</td><td>8</td><td>1</td><td>9</td></tr> </tbody> </table> </div>	Year	reduction in substance related problems	NO reduction in substance related problems	Total	2005	30	18	48	2006	30	20	50	2007	30	12	42	2008	35	7	42	2009	35	23	58	2010	28	6	34	2011	18	7	25	2012	12	3	15	2013	8	1	9
Year	reduction in substance related problems	NO reduction in substance related problems	Total																																							
2005	30	18	48																																							
2006	30	20	50																																							
2007	30	12	42																																							
2008	35	7	42																																							
2009	35	23	58																																							
2010	28	6	34																																							
2011	18	7	25																																							
2012	12	3	15																																							
2013	8	1	9																																							
<p>Yes</p>	<p>This means that the Drug Treatment Orders are effective, in the majority of cases, in reducing substance related problems.</p>																																									
<p>Yes</p>	<p>Jersey Prison Service, in partnership with ACET Jersey, are delivering a Jersey Blood Borne Viruses training and education to the whole prison environment including prison workers and prisoners. The training covers blood born virus prevention, testing and treatment. Prevention of transmission of blood born viruses affects the whole prison community and ultimately the wider island community.</p>																																									

7) Ensure drug trafficking laws are rigorously and effectively enforced:

Did we do it?

Yes	The Jersey Customs and Immigration Service (JCIS) and the States of Jersey Police (SoJP) investigate offences involving all types of controlled drugs, but with a particular emphasis on Class A drugs as these are judged to pose the biggest risk to the people of the Island.
Yes	When compared to 2012, (199 recorded drug offences) there were 31% fewer drugs offences recorded in 2013 (138) by the SoJP ¹⁶ The offences included the possession, supply, importation and manufacture of illegal substances.
Yes	130 separate drug seizures were made by JCIS and the total value of the drugs seized was £2,376,343 with cannabis accounting for almost 91% of that total. Other substances seized included heroin, cocaine, amphetamine, Subutex, mephedrone and a wide range of prescription only drugs.. ¹⁷
Yes	<p>During 2013, 55 people were prosecuted by JCIS for a range of offences that included the importation of drugs, possession with intent to supply drugs, evasion of duty, perverting the course of justice and money laundering. 16 people received custodial sentences totalling 43 years and 9 months.</p> <p>At the lower end of the sentencing scale, a total of £2,914 of fines was imposed and 1510 hours of community service ordered. 5 persons were bound over to leave the Island, 5 received written cautions and 7 were placed on probation. A further 15 people were issued with formal warnings relating to minor infractions.</p>
Yes	Drugs with a street value of £4,117,875 were seized in 2013 by the SoJP and JCIS. The majority of the total was for cannabis. Other substances seized included heroin, cocaine, amphetamine, Subutex, mephedrone and a wide range of prescription only drugs

¹⁶ State of Jersey Police, Annual Report 2013

¹⁷ Jersey Customs and Immigration, Annual Report, 2013

Policy Development Activity in 2013

The present Building a Safer Society community safety and substance misuse strategy was designed specifically for the period from 2010 to 2015. It is therefore due for review before the end of 2014.

The review process commenced with an independent evaluation aimed at assessing:

What worked and why?
Areas for improvement
Future challenges

Key partners were consulted and those interviews highlighted what worked:

- Consistent evidence- based methodology
- Evidence-based initiatives
- Effective partnership working
- Co-ordinated data sharing
- Monitoring and evaluation
- Funding for outcomes

The following areas for improvement were highlighted:

- Inclusion in departmental business plans
- More publicity for successes
- Feedback to initiatives

And there was consensus over the main Future Challenges:

- **Internet misuse**
- **Social Policy issues**
- **Misuse of drugs especially new psychoactive substances (NPS)**
- **Funding**

The next stage in the review process, a workshop for stakeholders from voluntary, community, public and private sectors, took place in June. The purpose of the workshop was twofold:

- To engage people in assessing the strategy using the same criteria as the evaluation
 - What worked and why?
 - Areas for improvement
 - Future challenges
- To provide an informative seminar that would explain the links between evidence, policy/strategy formation and outcomes.

The feedback about the day was very positive and the results from the data from the workshop were consistent with the results from the evaluation but with some additional thoughts about future challenges.

The next stage in strategy formation will be to form a group of senior offices who will use the data to develop a strategy fit for the next four years.

Substance Misuse:

In 2013, the process began to look at the need for a renewed emphasis on, and knowledge of, substance misuse in the Island. The last report on the use of illegal drugs and alcohol in Jersey was conducted in 2001 by Imperial College and the results from that report helped to inform the present substance misuse objectives of the BaSS strategy.

Since 2001, there have been considerable changes to patterns and trends of problematic drug use and in recent times the use of heroin and cocaine are being largely overtaken by the use of NPS, buprenorphine, tramadol and fentanyl, the latter having been connected with several drug deaths in 2006-2007.

Since the 2001 report, the ADS are seeing a number of changes in the drug scene in Jersey which give them cause for concern:

- Decrease of heroin use as primary drug of choice (although it is appearing again in some drug seizures)
- Increase of illicit Buprenorphine use as primary drug of choice
- Increase of illicit pharmaceuticals drugs such as dihydrocodeine, codeine phosphate, fentanyl
- Emergence of the use of NPS' such as Ethylephenadate and Mephadrone causing harms such as:
 - Self-harming behaviours.
 - Mental health problems i.e. paranoia and psychotic type presentations.
- Emergence of synthetic cannabinoids NPS
- Increase of referrals to the Service of individuals using large daily amounts of over-the-counter medications such as Nurofen Plus (codeine type painkillers)
- Emergence of the misuse of Pregablin and Gabapentin (both prescribed for neuropathic pain)

Both the SoJP and the JCIS are also very concerned about the changing patterns in drug seizures.

An application for funding from the Drug Trafficking Confiscation Fund (DTCF) was approved in 2013 and invitations to tender have been circulated to relevant research establishments.

The aim of the research will be to:

- Quantify the extent and nature of drug use in Jersey and compare to the 2001 study; in particular the illicit use of buprenorphine, fentanyl, tramadol and NPS.

- Determine the demographics of problem drug users in Jersey.
- Establish the extent of abuse of over the counter medications such as Nurofen Plus.
- Establish the current injecting patterns of drug users locally.
- Establish the number and nature of overdoses.
- Establish patterns of seizures, arrests and convictions within the criminal justice system.
- Establish the nature and extent of prescription drug abuse (benzodiazepine and opiate).

Executive Support:

In 2011, as part of the Comprehensive Spending Review savings, executive support for BaSS reduced from 2.0 FTE to an Executive Officer at 0.5 FTE i.e., half-time. This post is now the sole officer support for community safety work. This is an important point to bear in mind as we move forward into what many believe will be a period of greater emphasis on Social Policy. The Department will need to monitor carefully emerging tasks against the resources available and prioritise accordingly.

Budget:

Funding for Building a Safer Society is provided through revenue budgets of the Home Affairs Department and the Health and Social Services Department

In 2010, an amount of £500,000 was included in the 2010 States Annual Business Plan for the BaSS initiatives split between Home Affairs (£125,000) and Health and Social Services (£375,000). This was instead of the £534,350 funded from the DTCF in 2009.

As part of the 2011 – 2013 CSR process, BaSS funding was considered on the same basis as all Home Affairs funding and was not ring fenced. Savings of £15,000 for 2011 and £46,000 for 2012 were agreed from BaSS running costs rather than initiatives.

The BaSS budget within the Home Affairs for the period 2010 – 2013 was as follows:

2010	£444,900
2011	£439,700
2012	£394,800
2013	£430,000

The BaSS budget within HSSD for the period 2010 – 2013 was as follows:

2010	£498,417
2011	£510,312
2012	£482,312
2013	£481,843

The total revenue budget allocated to the BaSS strategy and its various initiatives in 2013 was £ 911,843.

Budget 2013

Initiative	Service	Budget Holder	2013
Restorative Justice	Probation	Home Affairs	£27,800
Portuguese Offender Worker	Probation	Home Affairs	£25,388
Basic Skills Project	Probation	Home Affairs	£7,187
Victim Support	Victim Support (Jersey)	Home Affairs	£30,000
Executive Support*	Home Affairs Exec	Home Affairs	£46,463
Mainstream Nurseries	Children's Service	Home Affairs	£24,220
Daycare Support	Children's Service	Home Affairs	£35,265
Positive Futures	Education, Sport & Culture	Home Affairs	£61,128
Domestic Violence Programme	Jersey Domestic Violence Forum	Home Affairs	£33,420
	SSH	Home Affairs	£5,000
Prison Me No Way	PMNW	Home Affairs	£60,000
Prison Drug Education	Prison	DTCF Home Affairs	£20,000
Court Liaison Officer	Alcohol & Drug Service & Probation	DTCF Home Affairs	£54,129
		Total	£430,000
Specialist Alcohol Worker	Alcohol & Drug Service	Health & Social Services	£53,620
Youth Counselling Project (YES)	Youth Service	Health & Social Services	£24,520
Detached Youth Worker	Youth Service	Health & Social Services	£54,770
Health Promotion Officer (Drugs)	Health Promotion	DTCF H&SS	£59,670
Arrest Referral Worker	Alcohol & Drug Service	DTCF H&SS	£53,633
Drug/Alcohol Counsellor	Alcohol & Drug Service	DTCF H&SS	
Methadone Programme	Alcohol & Drug Service	DTCF H&SS	£235,630
Executive Support	Home Affairs Exec	DTCF H&SS	
		Total	£481,843