

Control of Housing and Work Quarterly Statistics

Quarter 4 - 2021



Additional staffing applications received and granted in quarter

Licence Type Industry Sector	Licensed		Registered Permanent		Registered Seasonal	
	Received	Granted	Received	Granted	Received	Granted
Agriculture and fishing	6	6	11	9	4	4
Computer and related activities	5	5	0	0		
Construction and quarrying	30	30	35	24	0	0
Education health and other services	10	9	51	33	0	0
Electricity gas and water supply	16	16	4	4	0	0
Financial and legal activities	32	32	14	14	0	0
Hotels restaurants & bars	6	6	31	24	0	0
Manufacturing			4	4		
Real estate and other business activities	9	9	35	11	0	0
Transport storage and communication	3	3	3	3	0	0
Wholesale and retail trades	1	1	5	5	0	0
Total	118	117	193	131	4	4

99%

% Licensed Granted

69%

% All Registered Granted

68%

% Registered Permanent Granted

Additional Staffing Permissions

Additional Staffing Permissions

4

Avr. Days to Process

New Business Applications

Includes sole traders, partnerships, companies and incorporated associations

2

Avr. Days to Process

Other Services

Includes non-resident undertakings, licence revisions, change of ownership, etc.

2

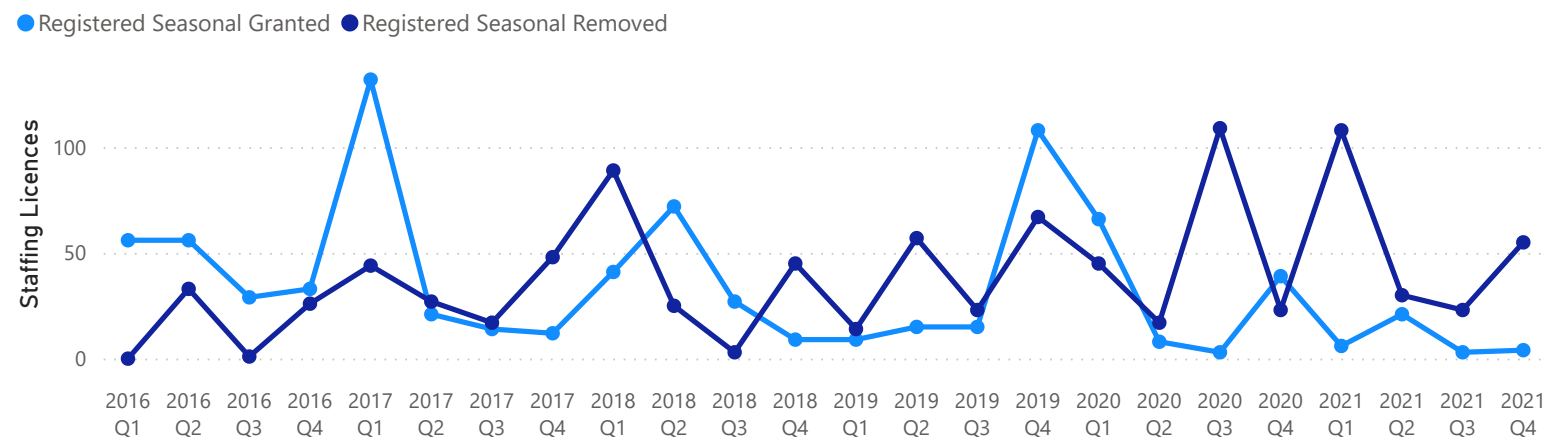
Avr. Days to Process

Control of Housing and Work Quarterly Statistics

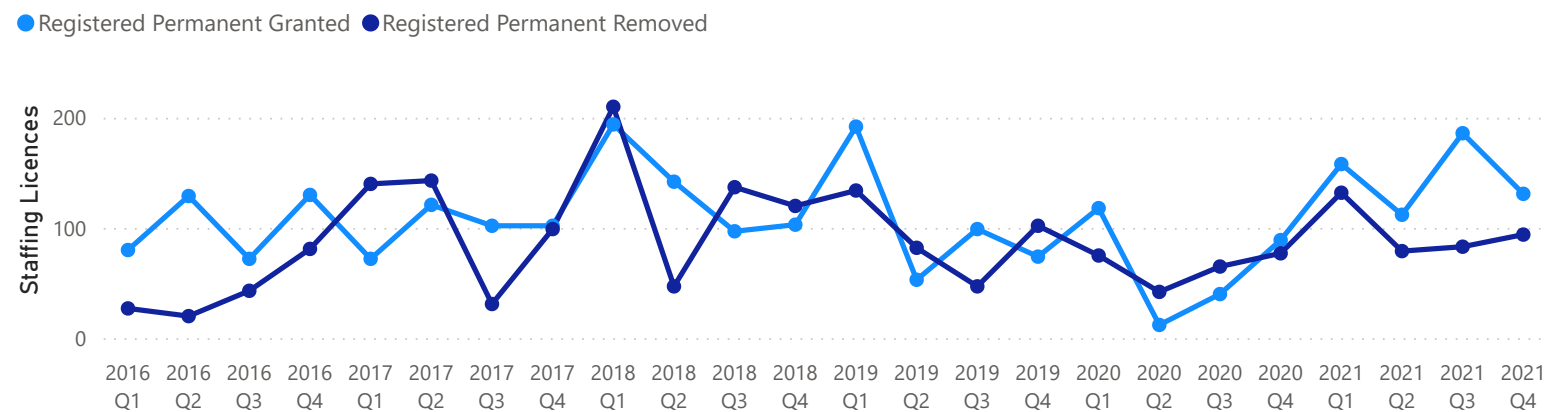


Quarter 4 - 2021

Registered Permissions Granted and Removed (Seasonal)



Registered Permissions Granted and Removed (Permanent)



Total Registered Permissions Removed by Sector Since 1st July 2013

Sector	Registered Permissions Revoked
Agriculture and fishing	628
Computer and related activities	74
Construction and quarrying	278
Education health and other services	566
Electricity gas and water supply	28
Financial and legal activities	1050
Hotels restaurants & bars	1507
Manufacturing	63
Public Sector	79
Real estate and other business activities	833
Transport storage and communication	281
Wholesale and retail trades	856

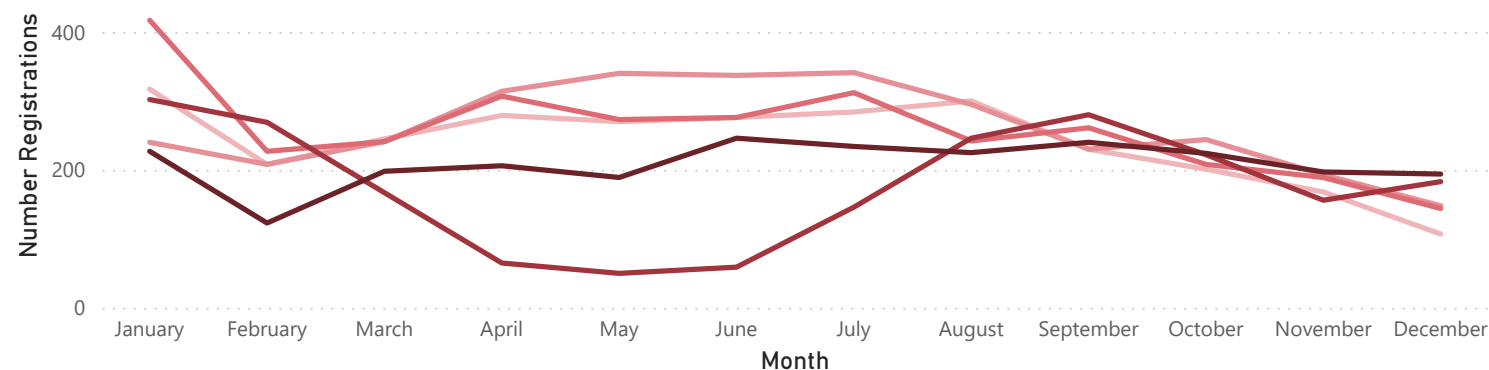
Control of Housing and Work Quarterly Statistics



Quarter 4 - 2021

Number of Control of Housing and Work Law Registrations (Seasonal Distribution)

Year ● 2017 ● 2018 ● 2019 ● 2020 ● 2021



New Control of Housing and Work Registrations

The line graph (left) shows the total number of registrations for people moving to the island for the first time, or re-registering as a seasonal or licensed worker, since the introduction of the Control of Housing and Work Law (2012).

Figures do not include individuals who are Jersey Born or individuals under the age of 18 who are already resident, but registering for the first time.

Figures only include individuals who have been both registered and issued a registration card in the quarter.

Year	January	February	March	April	May	June	July	August	September	October	November	December	Total
2013							271	214	165	169	117	78	1,014
2014	234	131	176	311	226	240	194	222	195	158	96	115	2,298
2015	288	158	252	331	259	281	292	235	239	211	148	110	2,804
2016	398	266	274	379	260	325	289	253	246	211	143	113	3,157
2017	317	208	245	279	270	276	284	300	230	201	168	107	2,885
2018	240	208	241	314	340	337	341	295	230	244	193	148	3,131
2019	417	227	241	307	273	276	312	242	261	208	189	144	3,097
2020	302	269	167	65	50	59	146	246	280	222	156	183	2,145
2021	227	123	198	206	189	246	234	225	240	224	197	194	2,503

Control of Housing and Work Quarterly Statistics

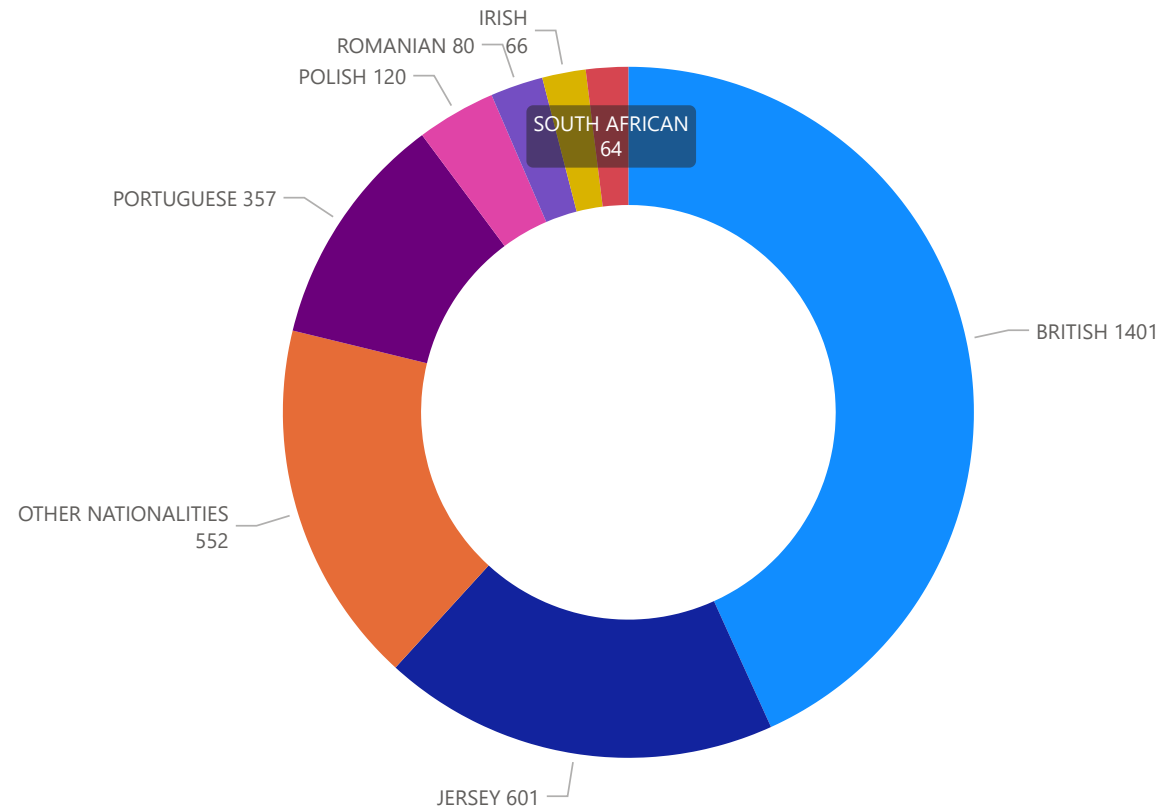


Quarter 4 - 2021

Registration Cards Issued in Quarter by Type of Permission

Year	2021		
Residential Status	October	November	December
Entitled	218	192	145
Entitled for Work	230	265	198
Entitled Permanent	381	379	275
Licensed	145	153	117
Registered	204	178	161
Total	1178	1167	896

Registration Cards Issued in Quarter by Self-Declared Nationality



Note: One person may be issued more than one registration card in a quarter period. Reasons for an additional card issue may include card loss, change of residential status, damage to card, or other similar reasons requiring a new card to be issued. Detailed reasons for card additional card issues are not recorded.