

Quarter 2 - 2017

Business Licensing: businesslicensing@gov.je

Housing Control: populationoffice@gov.je

Business Licensing Figures

Additional Staffing Applications Received and Granted - Q2 2017

Industry Sector	Registered Permanent		All Registered (Inclusive of Permanent)		Licensed	
	Received	Granted	Received	Granted	Received	Granted
Agriculture and fishing	60	57%	64	56%	0	N/A
Manufacturing	4	50%	5	40%	0	N/A
Construction and quarrying	41	37%	41	37%	4	50%
Electricity gas and water supply	0	N/A	0	N/A	0	N/A
Wholesale and retail trades	38	76%	44	80%	4	25%
Hotels, restaurants & bars	19	16%	37	57%	1	100%
Transport, storage and communication	1	100%	2	100%	1	100%
Computer and related activities	6	83%	7	86%	9	78%
Financial and legal activities	22	55%	26	62%	27	96%
Real estate and other business activities	18	44%	18	44%	10	80%
Education, health and other services	34	35%	59	63%	21	90%
Public Sector	0	N/A	0	N/A	12	100%
Total	243	50%	303	59%	89	87%
Overall Granted		121		178		77

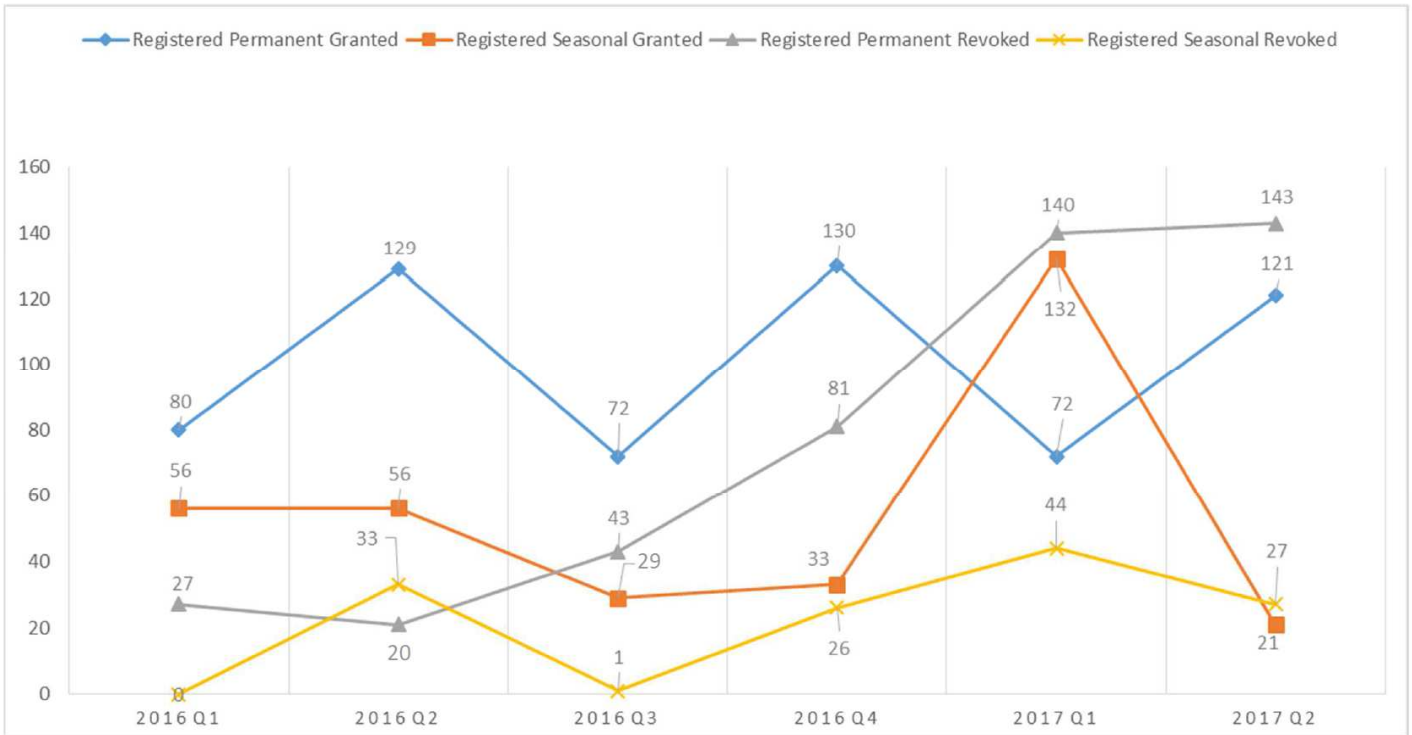
Average Turnaround Times of Applications in Q2 2017



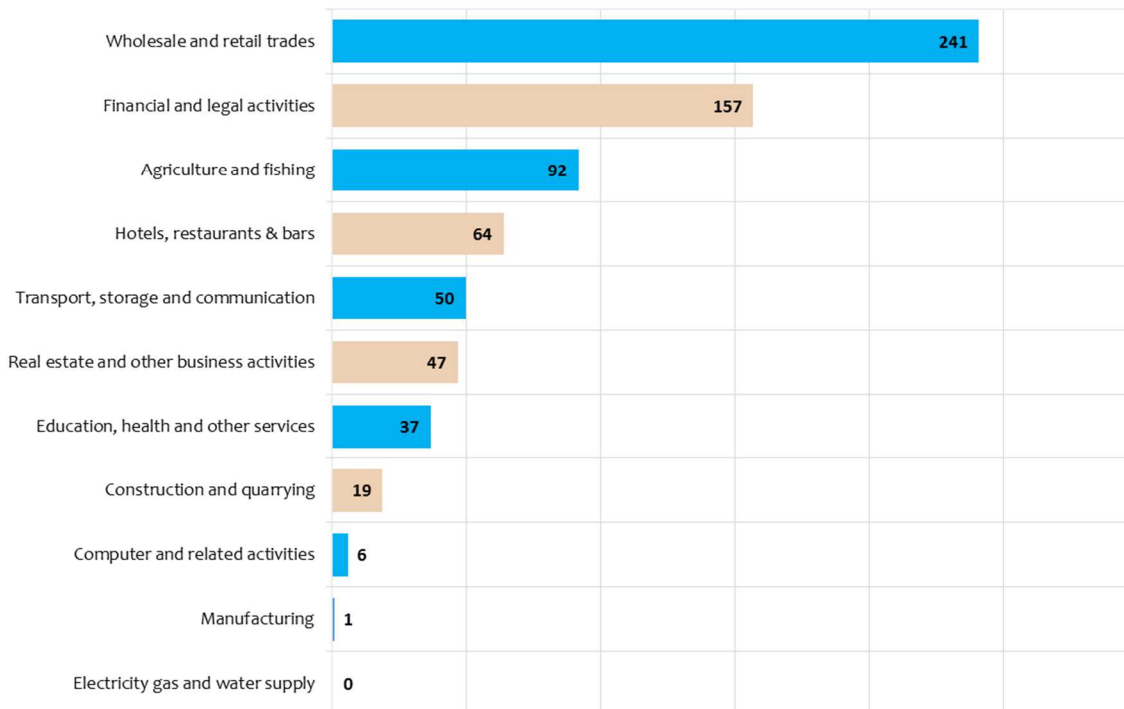
Registered Permissions Granted and Revoked

The below line-graph shows:

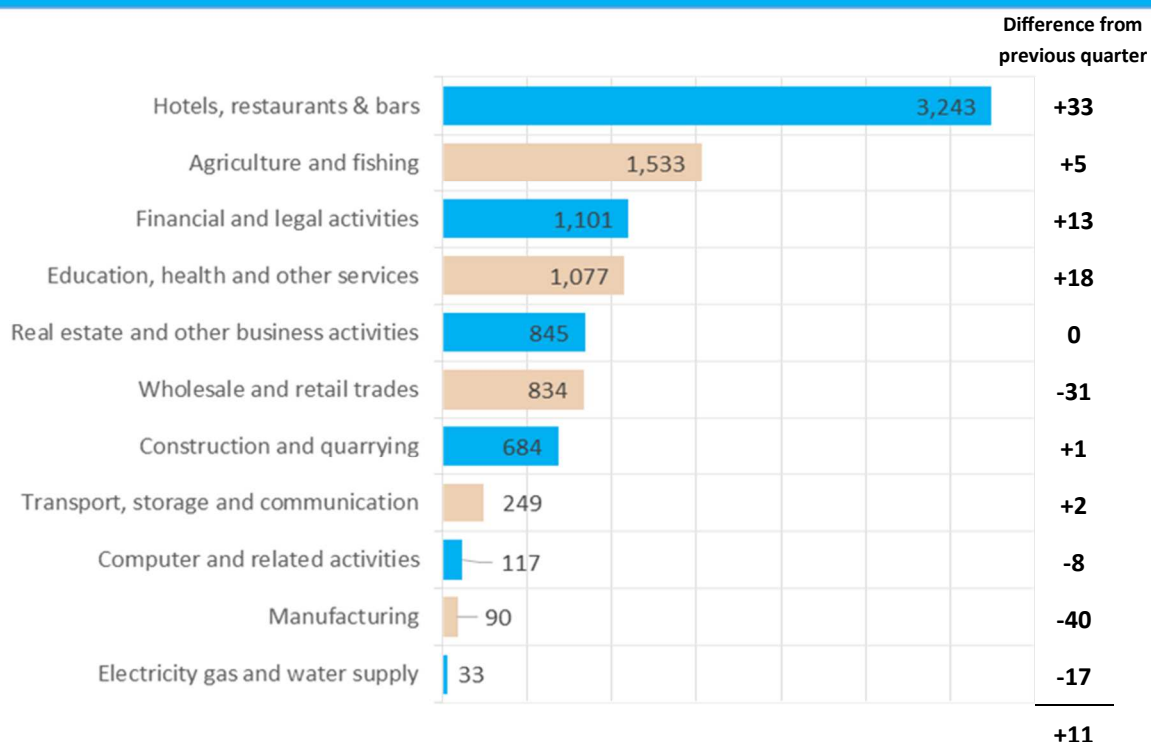
- the total number of permanent and seasonal registered permissions that have been granted per quarter since the 1st January 2016
- the total number of permanent and seasonal registered permissions that have been revoked from businesses per quarter since the 1st January 2016.



Total Registered Permissions Revoked broken down by Sector since the start of Quarter 1 - 2016

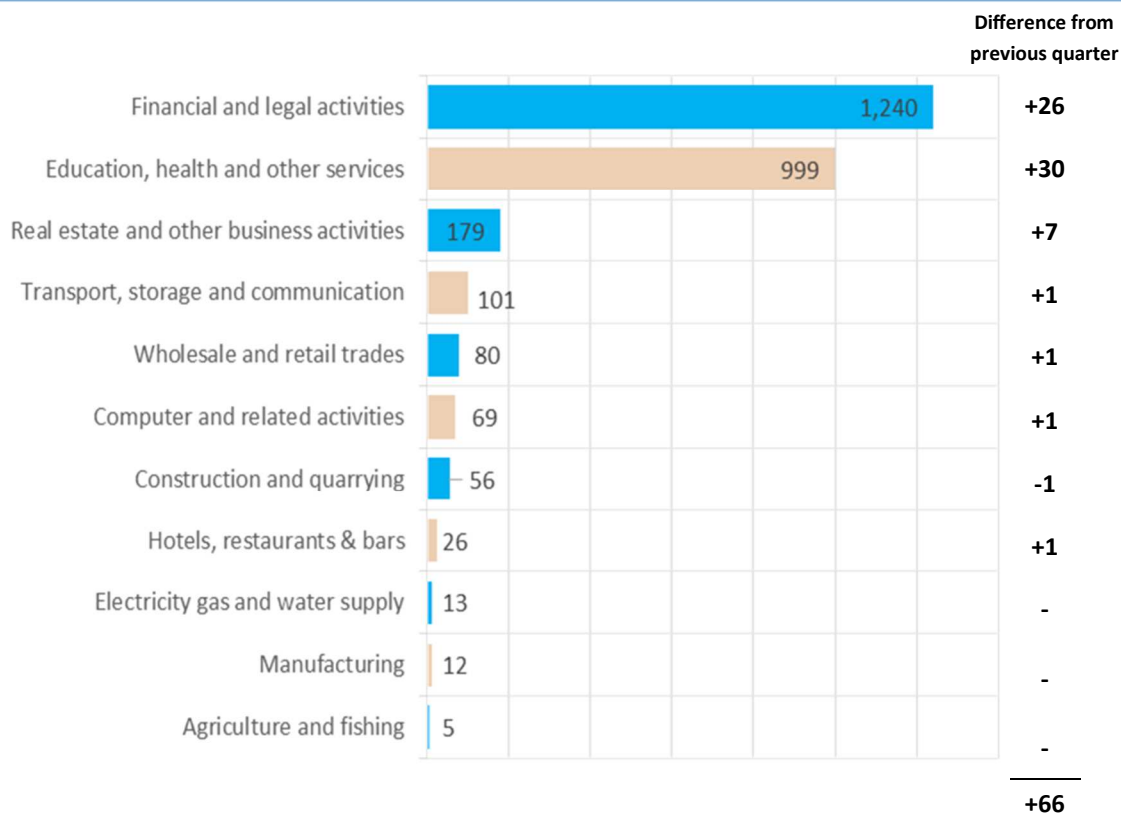


Total Registered permissions held per sector as of 30th June 2017



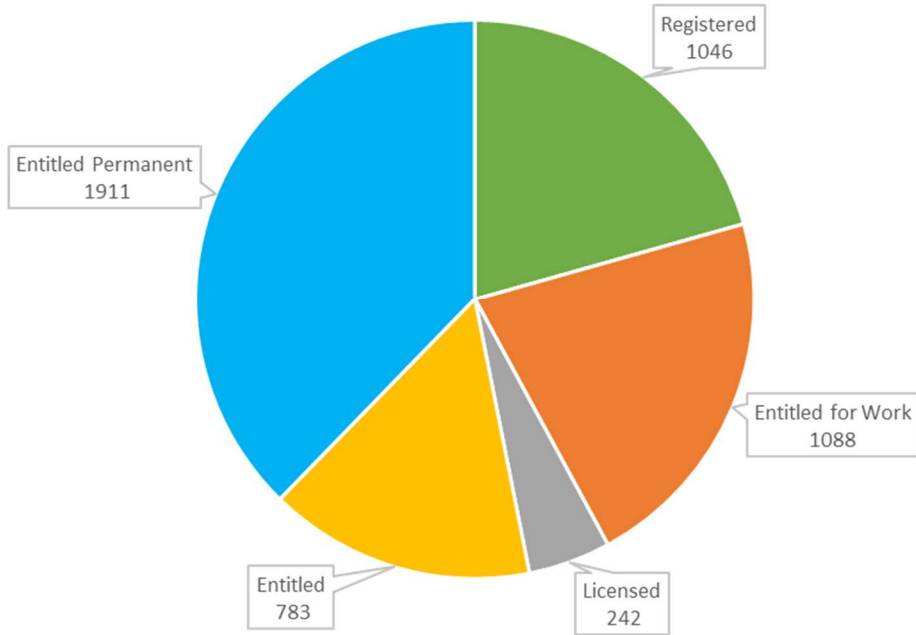
Total Licensed permissions held per sector as of 30th June 2017

This represents overall permissions and not the total number of individuals in post.



Housing Control Figures

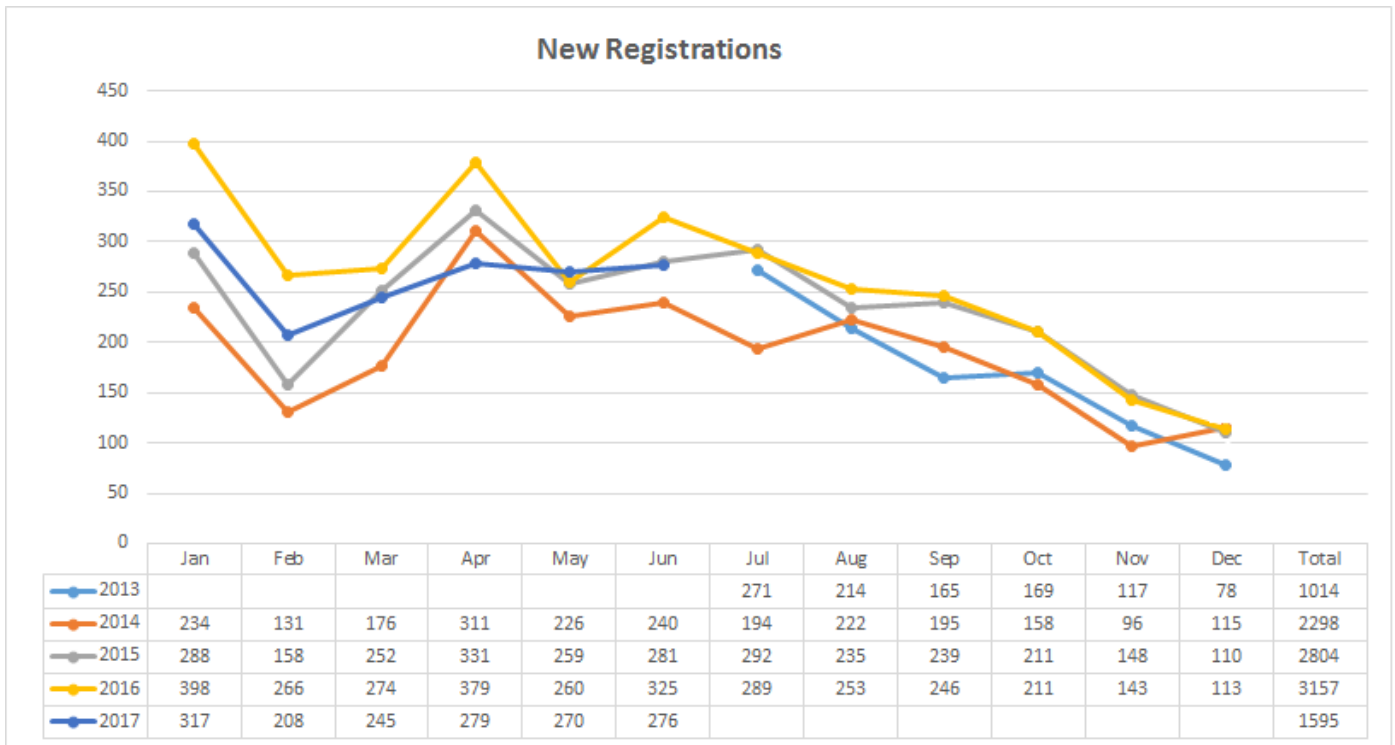
Registration Cards issued in Q2 2017



New Registrations

The below line graph shows the total number of newly registered individuals who have obtained registration cards since the introduction of the Control of Housing and Work Law (2012).

Figures do not include individuals who are Jersey Born or individuals under the age of 18 who are already resident but newly registering. Figures also only account for individuals who have been issued with a Registration Card



Registration cards issued from the 1st April 2017—30th June 2017 broken down by nationality

Nationality	Number of Individuals
British (Jersey Born)	3170 (1345)
Portuguese	678
Polish	415
Romanian	196
Irish	94
French	78
South African	42
Bulgarian	37
Spanish	28
Latvian	24
Indian	21
Filipino	18
Hungarian	18
Italian	18
Thai	18
Australian	13
German	12
Zimbabwean	10
Bangladeshi	9
Dutch	9
Lithuanian	8
New Zealander	8
Czech Republic	7
Swedish	7
Austrian	6
Pakistani	6
Other Nationalities	120
Total	5070

Summary of employment status:

Employment Status	Definition	Employment
Entitled	Someone who has lived in Jersey for 10 years or who is granted this status on hardship or on social or economic grounds	Someone who can work anywhere
Entitled for work only	Someone who has lived in Jersey continuously for the last 5 years, or is the spouse or civil partner of someone who is Entitled, Licensed, or Entitled for Work Only	Someone who can work anywhere
Licensed	Someone who is an 'Essential Employee' engaged by a specific business with permission to engage such a person	Employer needs permission to employ a 'licensed' person
Registered	Someone who does not qualify under the above categories	Employer needs permissions to employ a 'registered' person