

USING WATER WISELY WORK




JerseyWater

www.jerseywater.je

WHY USE WATER WISELY?

Water is becoming more precious than ever. Increases in population, changing lifestyles, pollution and shifts in weather patterns all place increasing demands on the fresh water that we have at our disposal.

In Jersey, an Island with limited underground reserves of water and no links to external water networks, we rely on the collection of surface water for most of the mains water supplied.

You can reduce the amount of water that is wasted, whether it is in the home, the garden, at work or at school - many of the changes in routine are small and will hardly be noticed.

There are lots of simple things we can all do, from turning off the tap whilst brushing your teeth to making sure you run washing machines and dishwashers with a full load.

Together they add up to significant overall savings.

For more water saving tips, and FREE water saving products please visit www.jerseywater.je/free-stuff



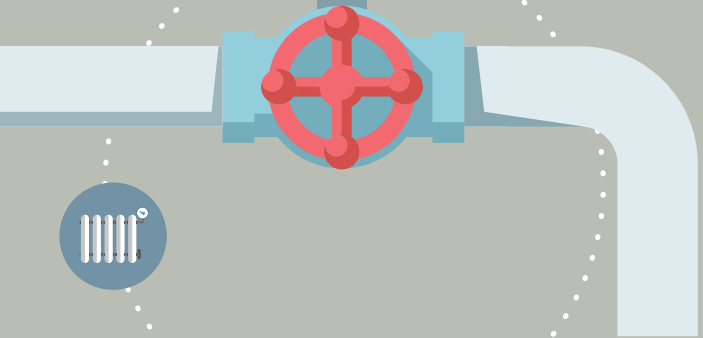
TOP TIP: AVOID LEAVING THE TAP RUNNING WHEN YOU WASH YOUR HANDS

WHY SAVE WATER?



- Reducing water consumption will save your business money and help you operate more efficiently. Being an efficient water user will help with your environment policies and commitments.
- Monitor your consumption - most businesses are metered so the information on how much water you use will be on your bill.
- If you are not metered, get one fitted. Log on to our website www.jerseywater.je/metering or contact the Customer Services Team to get further information.
- By monitoring your consumption you will be better placed to highlight unusual levels of water use so that you can take action more quickly. This could save you a considerable sum if there is a leak on your system.

TOP TIP: GET A METER FITTED TO MONITOR YOUR WATER CONSUMPTION AT WORK




WHAT YOU CAN DO

- Consider installing spray type taps and showers that turn off automatically.
- Install dual flush toilets.
- Consider plumbed in water heaters that provide boiling water for hot drinks on tap.
- Protect pipe work from damage and frost.
- Use water efficient appliances.
- Include polite water conservation notices in toilets, cloakrooms, staffrooms, canteens and visitor facilities and educate staff on how to be more water efficient.
- Consider undertaking an environmental audit. This will help you to assess whether your business makes the best, most efficient use of water and energy (hot water).
- Urinal controls can be retrofitted to existing urinals, ensuring that the cistern only flushes during office hours, or after use, rather than continuously.
- Install rainwater harvesting systems, which collect rainwater from roofs or large paved areas such as car parks. The collected water can be used for toilet flushing or washing vehicles.



TOP TIP: REFILL JUG OF WATER AND KEEP IT IN THE OFFICE FRIDGE, INSTEAD OF LEAVING THE TAP RUNNING WHILE IT GETS COOL




AT WORK



- Designate one glass for your drinking water each day or refill a water bottle, as this will cut down on the number of glasses to wash.
- If your office/work has a dual flush cistern installed, use the shorter flush whenever possible.
- When washing your hands, don't let the water run while you lather your hands.
- Never use the toilet to dispose of tissues or other rubbish, throw these items in the bin.
- Keep a bottle or jug of water in the office fridge, instead of leaving the tap running while it gets cool.
- Fill a kettle only with the amount of water you need, this will save water and energy.
- Make suggestions to your employer about ways to save water at work.

TOP TIP: FILL A KETTLE ONLY WITH THE AMOUNT OF WATER YOU NEED



SAVE WATER - SAVE MONEY

In order to help you save water and money, a selection of free water saving products are now available from Jersey Water. These products are only available to Jersey Water supply customers and can be ordered for free online using the link below - Enjoy Saving!



TWIN TAP AERATORS

Fit these tap aerators to regulate the water flow to 5 litres per minute. These inserts require a tap end to have two straight edges and will fit the majority of taps with a screwed outlet housing.



SHOWERSAVE

Fitted to the base of the shower hose, this will regulate your shower flow to 8 litres per minute to help reduce the amount of water and energy used. Please note this is not suitable for electric or multiple jet showers.



SHOWER TIMER

Use the suction cup to affix this shower timer to your bathroom tiles or glass panel to start the four minute shower challenge! You will save water and energy on every shower reduced to four minutes.



CISTERN BAG

Simply pop this device in to the cistern of your toilet and follow the instructions to save 1 litre of water per flush. Please note this is not suitable on dual flush, push button or cisterns with a capacity less than 7 litres.

WWW.JERSEYWATER.JE/FREE-STUFF



Mulcaster House, Westmount Road, St Helier, Jersey JE1 1DG
T: 707301 F: 707400 E: customerservices@jerseywater.je www.jerseywater.je

Jersey Water is the trading name of The Jersey New Waterworks Company Limited



Follow us on Twitter: @JerseyWater