


USING WATER WISELY

GARDEN



WHY USE WATER WISELY?

It is possible to have a colourful and productive garden without using large amount of mains water and this leaflet has plenty of handy hints to help you use water wisely.

In Jersey, an Island with limited underground reserves of water and no links to external water networks, we rely on the collection of surface water for most of the mains water supplied.

You can reduce the amount of water that is wasted, whether it is in the home, the garden, at work or at school - many of the changes in routine are small and will hardly be noticed.

There are lots of simple things we can all do, from turning off the tap whilst brushing your teeth to making sure you run washing machines and dishwashers with a full load.

Together they add up to significant overall savings.

For more water saving tips, and FREE water saving products please visit www.jerseywater.je/free-stuff



**TOP TIP: USE A WATERING CAN.
SPRINKLERS CAN USE AS MUCH WATER
IN ONE HOUR AS A FAMILY OF FOUR WILL
USE IN A DAY**

YOUR GARDEN




- The best time to water your garden is early morning or in the evening when the weather is cooler.
- Avoid watering in the midday sun or when it's windy as a lot of the water will evaporate.
- A watering can is better than a hosepipe for watering your plants, especially one fitted with a rose. It creates smaller droplets, like raindrops, which sink into the ground better.
- Hosepipes can be too rough and can wash away the soil. Aim the water at the roots not the leaves otherwise the water runs off and evaporates.
- If you water plants and shrubs too often their roots will remain shallow, weakening the plant. Watering plants less frequently, but deeply and thoroughly, helps to develop healthy, deep root systems, as well as making best use of the water you give them.
- To stop water dripping away from a hanging basket, cut the bottom off an empty plastic bottle, leaving the cap on, make a few small holes in the side and put it in the basket upside down. Simply fill this container every time you water. It will spread water more evenly and you won't spill water all over the floor.
- Try grouping plants according to their requirements and this will limit the area you need to cover when watering.
- Don't water your lawn too often. Over-watering can weaken your lawn by encouraging roots to seek the surface.
- Set your mower blades higher when you're mowing in dry conditions - this lessens the likelihood of the freshly cut grass scorching from direct sunlight.
- When designing your garden try to include hedges, trellises and trees. These naturally shady spots provide valuable protection from the sun for your plants and lawns.



PLANTS & VEG



- Avoid digging or hoeing open ground, which allows moisture to escape. A good dig early in the season will be enough, especially if you dig in good organic material, compost, manure or leaf mould at the same time.
- Mulches such as wood chips, bark and gravel help to prevent water evaporation. When choosing plants, consider drought resistant varieties which need less water. Border plants such as sage, ice plant and thyme and shrubs such as lavender, rosemary and yucca all need less water.
- For vegetables, get new plants off to a good start with a thorough watering while they are still in their pots or boxes. Plant them when they are well established.
- Level off flower beds after planting to prevent water run-off.
- Dig a little 'moat' around trees and shrubs to collect water.
- Use water storing granules in garden and indoor plant pots and tubs - most garden centres will stock them.



WATER RECYCLING




- A good way to recycle water is to use dish water on your garden. This type of water is actually good for guarding against aphids (greenfly, blackfly and plant lice).
- A water butt in the garden can collect rainwater that can be used on your plants and lawn. They can be stand-alone or easily plumbed into your existing guttering and down pipes.
- Water indoor plants with the remains of unwanted water.
- If you have a disused borehole or well get a pump and tap installed and use it for your outside watering needs. This saves treated water for essential use and could save you money if you have a water meter fitted.

DON'T FORGET...

- If you use a hand-held hosepipe and are not on a water meter you need to pay an annual hose pipe charge.
- If you use a water sprinkler or if you have a swimming pool (including the temporary above ground variety), you are required to have a water meter installed.

TOP TIP: COLLECT RAINWATER IN A WATER BUTT FOR USE ON YOUR PLANTS




SAVE WATER - SAVE MONEY

In order to help you save water and money, a selection of free water saving products are now available from Jersey Water. These products are only available to Jersey Water supply customers and can be ordered for free online using the link below - Enjoy Saving!



TWIN TAP AERATORS

Fit these tap aerators to regulate the water flow to 5 litres per minute. These inserts require a tap end to have two straight edges and will fit the majority of taps with a screwed outlet housing.



SHOWERSAVE

Fitted to the base of the shower hose, this will regulate your shower flow to 8 litres per minute to help reduce the amount of water and energy used. Please note this is not suitable for electric or multiple jet showers.



SHOWER TIMER

Use the suction cup to affix this shower timer to your bathroom tiles or glass panel to start the four minute shower challenge! You will save water and energy on every shower reduced to four minutes.



CISTERN BAG

Simply pop this device in to the cistern of your toilet and follow the instructions to save 1 litre of water per flush. Please note this is not suitable on dual flush, push button or cisterns with a capacity less than 7 litres.

WWW.JERSEYWATER.JE/FREE-STUFF



Mulcaster House, Westmount Road, St Helier, Jersey JE1 1DG
T: 707301 F: 707400 E: customerservices@jerseywater.je www.jerseywater.je

Jersey Water is the trading name of The Jersey New Waterworks Company Limited



Follow us on Twitter: [@JerseyWater](https://twitter.com/JerseyWater)