

Control of Housing and Work Quarterly Statistics

Quarter 2 - 2022



Additional staffing applications received and granted in quarter

Licence Type Industry Sector ▲	Licensed		Registered Permanent		Registered Seasonal	
	Received	Granted	Received	Granted	Received	Granted
Agriculture and fishing	2	2	3	3		
Computer and related activities	2	2	1	1		
Construction and quarrying	4	4	54	36		
Education health and other services	11	8	27	22	4	4
Financial and legal activities	45	39	18	15	0	0
Hotels restaurants & bars	1	1	54	38	27	27
Manufacturing	1	1	3	3		
Real estate and other business activities	9	9	13	9	13	13
Transport storage and communication	1	1	1	1	0	0
Wholesale and retail trades	1	1	17	12	2	2
Total	77	68	191	140	46	46

Additional Staffing Permissions

Additional Staffing Permissions

3

Avr. Days to Process

New Business Applications

Includes sole traders, partnerships, companies and incorporated associations

2

Avr. Days to Process

Other Services

Includes non-resident undertakings, licence revisions, change of ownership, etc.

2

Avr. Days to Process

88%

% Licensed Granted

78%

% All Registered Granted

73%

% Registered Permanent Granted

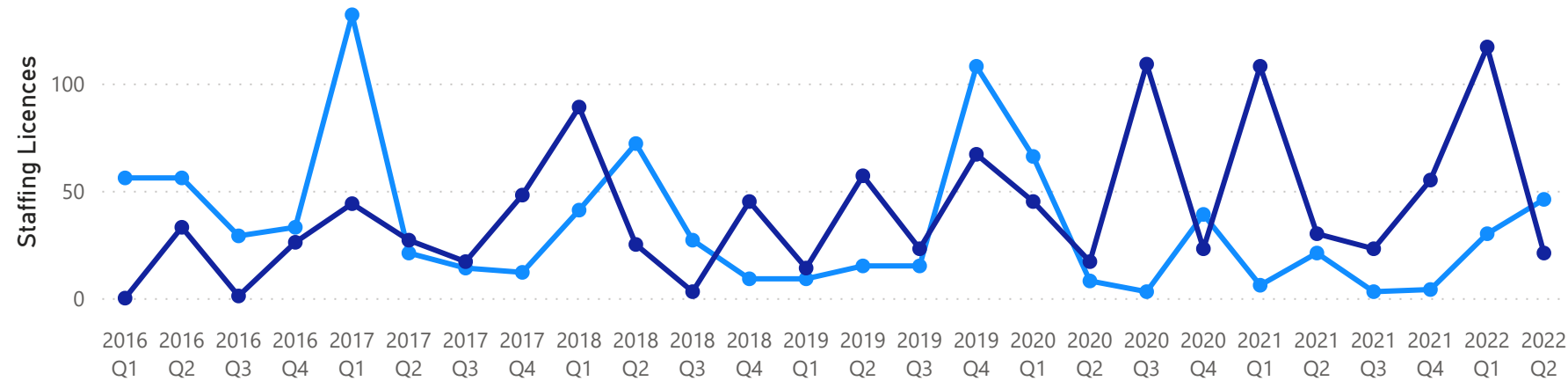
Control of Housing and Work Quarterly Statistics

Quarter 2 - 2022



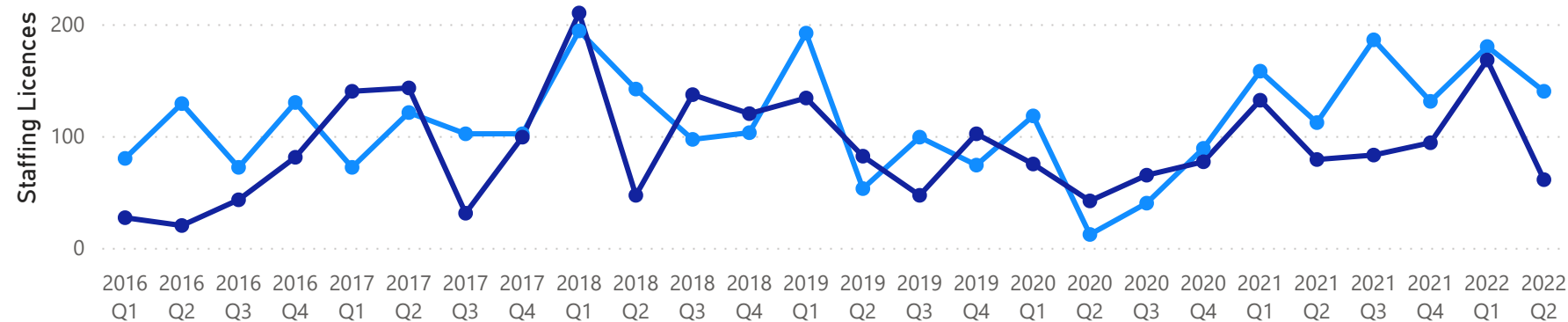
Registered Permissions Granted and Removed (Seasonal)

● Registered Seasonal Granted ● Registered Seasonal Removed



Registered Permissions Granted and Removed (Permanent)

● Registered Permanent Granted ● Registered Permanent Removed



Total Registered Permissions Removed by Sector Since 1st July 2013

Sector	Registered Permissions Revoked
Agriculture and fishing	628
Computer and related activities	74
Construction and quarrying	278
Education health and other services	566
Electricity gas and water supply	28
Financial and legal activities	1050
Hotels restaurants & bars	1507
Manufacturing	63
Public Sector	79
Real estate and other business activities	833
Transport storage and communication	281
Wholesale and retail trades	856

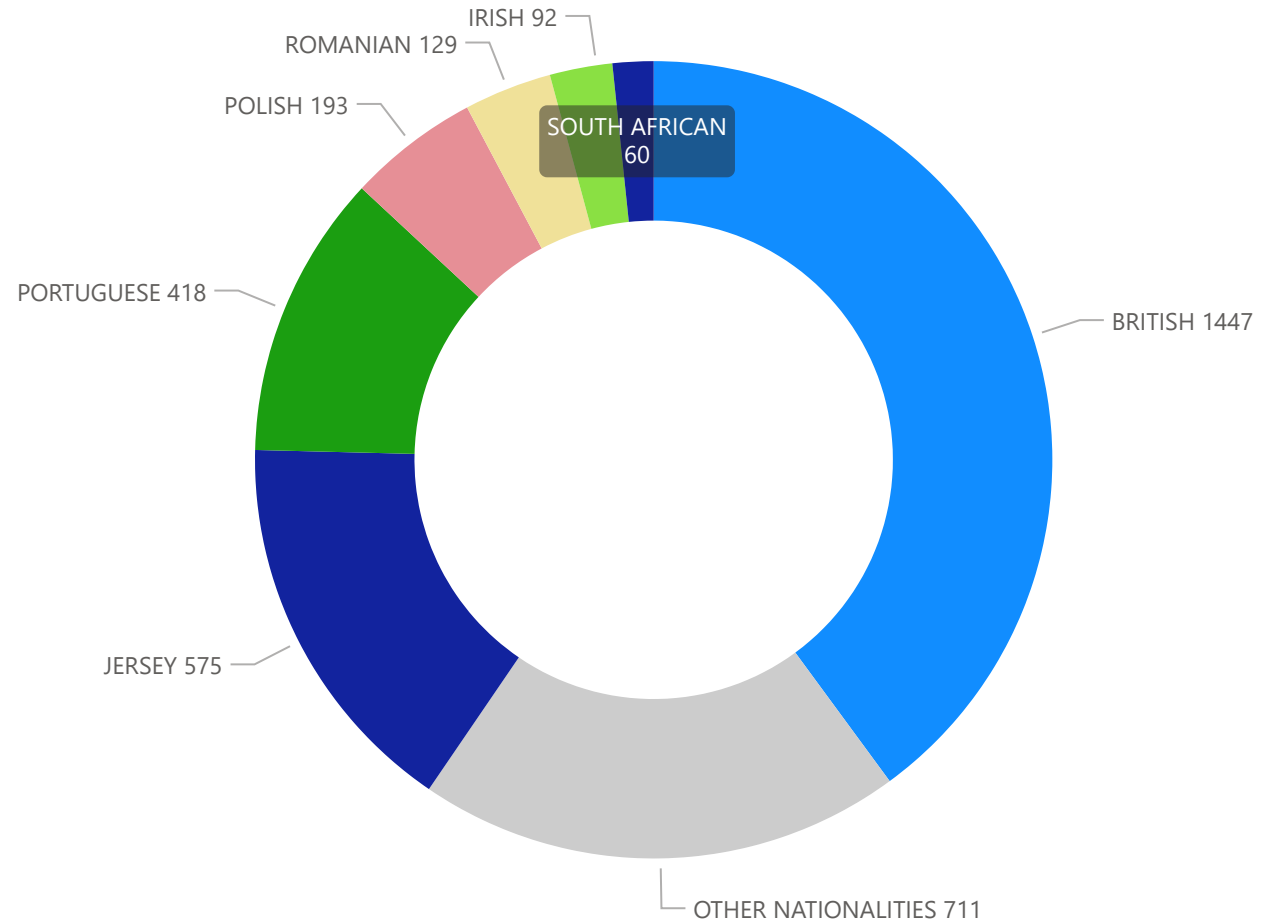
Control of Housing and Work Quarterly Statistics

Quarter 2 - 2022

Registration Cards Issued in Quarter by Type of Permission

Year	2022		
Residential Status	April	May	June
Entitled	234	265	176
Entitled for Work	222	241	216
Entitled Permanent	315	367	355
Licensed	126	160	131
Registered	273	294	250
Total	1170	1327	1128

Registration Cards Issued in Quarter by Self-Declared Nationality



Note: One person may be issued more than one registration card in a quarter period. Reasons for an additional card issue may include card loss, change of residential status, damage to card, or other similar reasons requiring a new card to be issued. Detailed reasons for card additional card issues are not recorded.