

Control of Housing and Work Quarterly Statistics

Quarter 4 - 2023



Additional staffing applications received and granted in quarter

License Type	Licensed		Registered Permanent		Registered Seasonal / Fixed Term Contract	
	Received	Granted	Received	Granted	Received	Granted
Industry Sector						
Agriculture and fishing			17	17	0	0
Computer and related activities	4	4				
Construction and quarrying	1	1	12	12		
Education health and other services	51	49	38	38	6	6
Electricity gas and water supply	1	1	0	0		
Financial and legal activities	38	38	6	6		
Hotels restaurants & bars			46	43	18	18
Manufacturing	1	1	1	1	0	0
Real estate and other business activities	12	12	15	15		
Transport storage and communication	1	1	1	1		
Wholesale and retail trades	4	4	13	12	0	0
Total	113	111	149	145	24	24

98%

% Licensed Granted

98%

% All Registered Granted

97%

% Registered Permanent Granted

Additional Staffing Permissions

Additional Staffing Permissions

3

Avr. Days to Process

New Business Applications

Includes sole traders, partnerships, companies and incorporated associations

2

Avr. Days to Process

Other Services

Includes non-resident undertakings, licence revisions, change of ownership, etc.

2

Avr. Days to Process

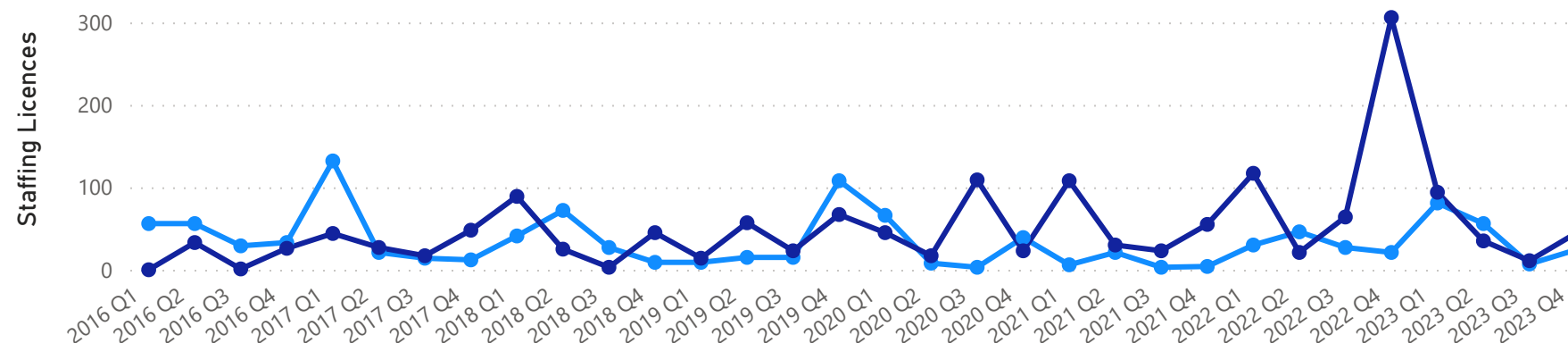
Control of Housing and Work Quarterly Statistics

Quarter 4 - 2023



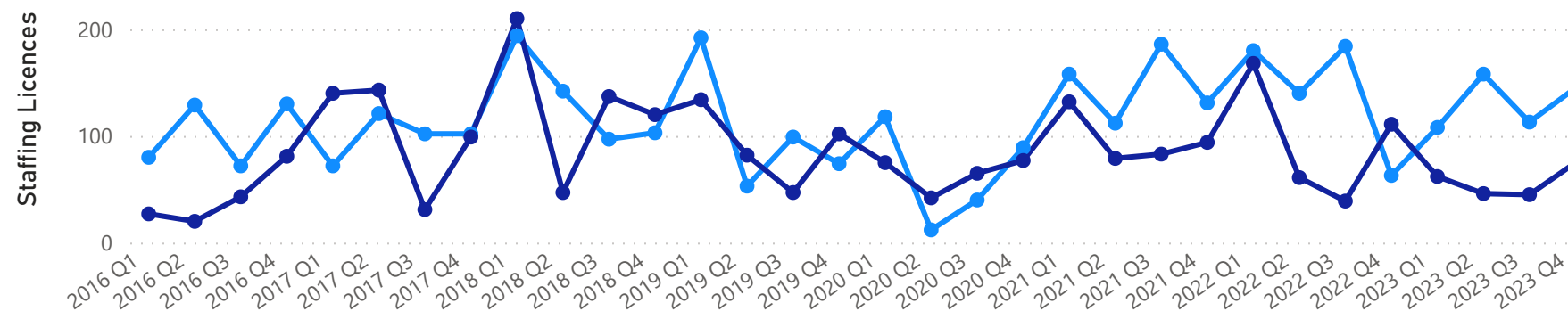
Registered Permissions Granted and Removed (Seasonal)

● Registered Seasonal Granted ● Registered Seasonal Removed



Registered Permissions Granted and Removed (Permanent)

● Registered Permanent Granted ● Registered Permanent Removed



Total Registered Permissions Removed by Sector Since 1st July 2013

Sector	Registered Permissions Revoked
Agriculture and fishing	1084
Computer and related activities	96
Construction and quarrying	372
Education health and other services	857
Electricity gas and water supply	38
Financial and legal activities	1111
Hotels restaurants & bars	1811
Manufacturing	82
Public Sector	79
Real estate and other business activities	963
Transport storage and communication	286
Wholesale and retail trades	898

Note: The large number of seasonal permissions removed in 2022 Q4 relates to a small number (<5) specific undertakings where their permissions removed/surrendered after review.

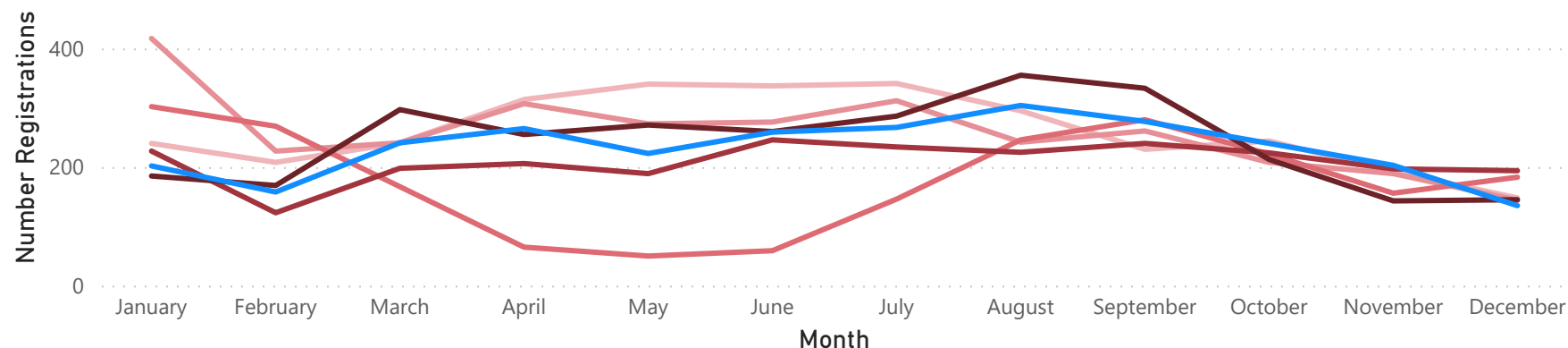
Control of Housing and Work Quarterly Statistics

Quarter 4 - 2023



Number of Control of Housing and Work Law Registrations (Seasonal Distribution)

Year ● 2018 ● 2019 ● 2020 ● 2021 ● 2022 ● 2023



Year	January	February	March	April	May	June	July	August	September	October	November	December	Total
2014	234	131	176	311	226	240	194	222	195	158	96	115	2,298
2015	288	158	252	331	259	281	292	235	239	211	148	110	2,804
2016	398	266	274	379	260	325	289	253	246	211	143	113	3,157
2017	317	208	245	279	270	276	284	300	230	201	168	107	2,885
2018	240	208	241	314	340	337	341	295	230	244	193	148	3,131
2019	417	227	241	307	273	276	312	242	261	208	189	144	3,097
2020	302	269	167	65	50	59	146	246	280	222	156	183	2,145
2021	227	123	198	206	189	246	234	225	240	224	197	194	2,503
2022	185	169	297	255	271	260	286	355	333	213	143	145	2,912
2023	202	158	241	265	223	259	267	304	277	240	203	135	2,774

New Control of Housing and Work Registrations

The line graph (left) shows the total number of registrations for people moving to the island for the first time, or re-registering as a seasonal or licensed worker, since the introduction of the Control of Housing and Work Law (2012).

Figures do not include individuals who are Jersey Born or individuals under the age of 18 who are already resident, but registering for the first time.

Figures only include individuals who have been both registered and issued a registration card in the quarter.

From Oct 2022 an additional criteria has been applied to exclude any subsequent re-registrations of an individual if they may have been registered more than once within a given quarter.

Control of Housing and Work Quarterly Statistics

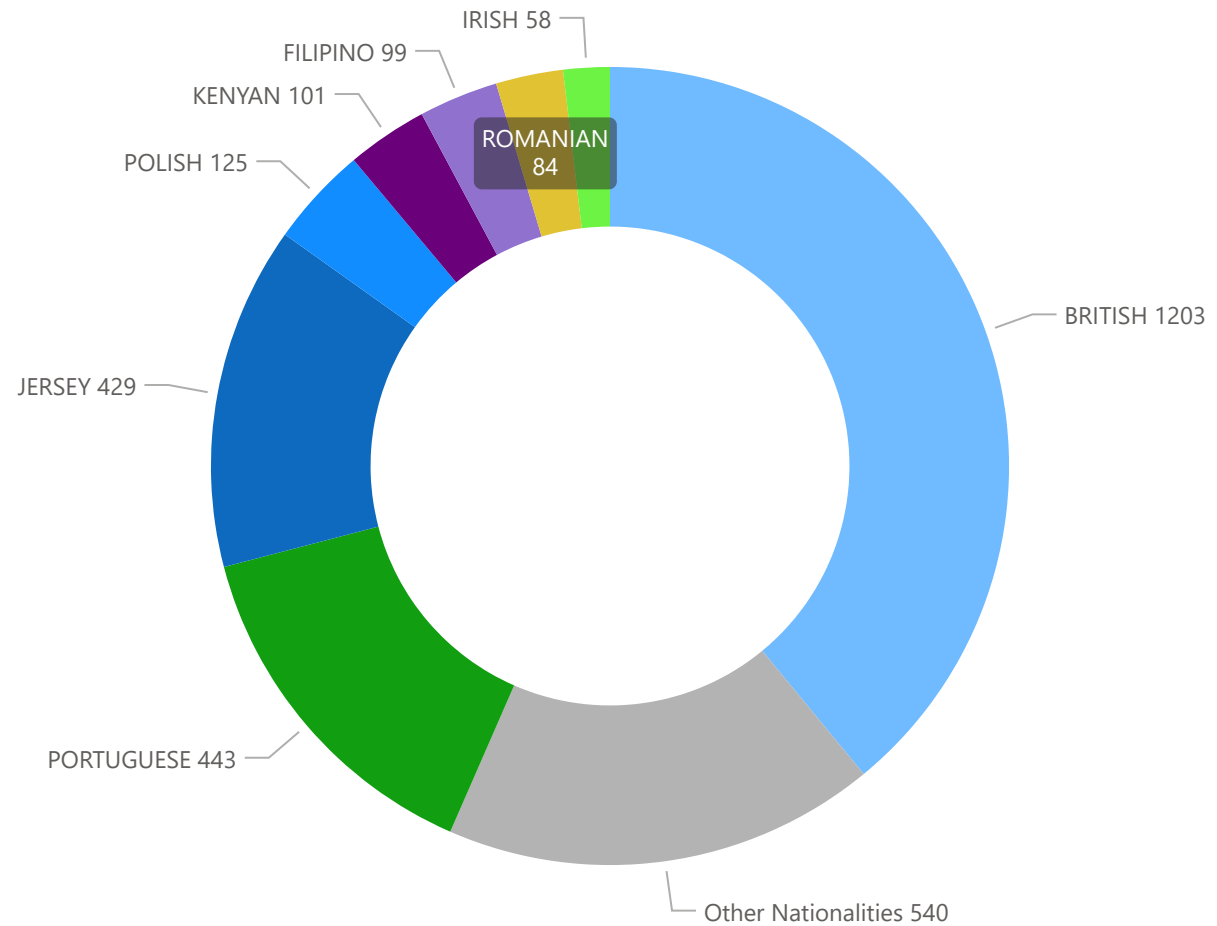
Quarter 4 - 2023



Registration Cards Issued in Quarter by Type of Permission

Year	2023		
Residential Status	October	November	December
Entitled	192	210	130
Entitled for Work	310	256	153
Entitled Permanent	310	283	232
Licensed	168	157	106
Registered	260	208	161
Total	1240	1114	782

Registration Cards Issued in Quarter by Self-Declared Nationality



Note: One person may be issued more than one registration card in a quarter period. Reasons for an additional card issue may include card loss, change of residential status, damage to card, or other similar reasons requiring a new card to be issued. Detailed reasons for card additional card issues are not recorded.

Control of Housing and Work Quarterly Statistics

Quarter 4 - 2023

Registration Cards Issued by Self-Declared Nationality

Year	2022												2023						
Nationality	June	July	August	September	October	November	December	January	February	March	April	May	June	July	August	September	October	November	December
BRITISH	471	657	641	561	488	505	299	456	478	693	422	428	511	569	631	563	464	454	285
JERSEY	212	214	199	176	197	170	108	146	173	170	123	131	176	203	199	171	172	145	112
PORTUGUESE	109	142	128	124	131	136	93	141	164	118	147	156	155	148	154	146	188	140	115
Other Nationalities	95	91	86	126	83	86	54	81	80	128	114	128	128	98	101	78	107	93	58
POLISH	59	53	50	60	51	56	28	53	43	63	52	88	64	69	52	52	43	56	26
KENYAN	41	30	63	23	33	20	21	29	27	76	88	84	52	47	24	20	33	35	33
FILIPINO	15	34	31	46	38	23	37	96	27	39	50	33	45	32	32	34	31	38	30
ROMANIAN	24	30	36	38	41	24	21	33	29	47	79	67	39	34	27	37	40	24	20
IRISH	31	30	20	24	27	22	12	32	27	32	19	31	38	32	34	38	20	26	12
SOUTH AFRICAN	23	30	22	24	18	16	11	23	25	23	18	11	14	17	18	16	23	18	13
INDIAN	15	22	17	12	15	18	10	10	16	41	21	18	20	24	24	15	34	11	18
ZIMBABWEAN	7	13	10	11	5	6	25	11	10	14	5	17	28	19	13	16	29	26	26
NIGERIAN	5	7	8	12	16	4	11	15	13	7	5	12	7	10	8	15	11	13	13
FRENCH	12	6	10	8	19	8	7	10	9	13	6	15	11	11	10	10	5	10	5
BRAZILIAN	4	6	4	10	10	8	4	5	11	13	18	7	7	13	7	13	25	10	2
MAURITIAN	2	12	5	10	8	6	9	6	3	6	3	7	6	14	11	8	6	10	5
PAKISTANI	3	4	15	6	5	3	2	8	9	14	7	9	7	5	7	10	9	5	9
Total	1128	1381	1345	1271	1185	1111	752	1155	1144	1497	1177	1242	1308	1345	1352	1242	1240	1114	782