

# Control of Housing and Work Quarterly Statistics

Quarter 2 - 2023



## Additional staffing applications received and granted in quarter

Licence Type Industry Sector ▲	Licensed		Registered Permanent		Registered Seasonal	
	Received	Granted	Received	Granted	Received	Granted
Agriculture and fishing			2	2	12	12
Computer and related activities	7	6	1	1		
Construction and quarrying	2	2	54	48	0	0
Education health and other services	44	44	29	28	1	1
Electricity gas and water supply	1	1			2	2
Financial and legal activities	24	24	39	39		
Hotels restaurants & bars	1	1	24	19	13	11
Manufacturing			2	2		
Real estate and other business activities	11	9	5	5	30	30
Transport storage and communication			1	1		
Wholesale and retail trades	3	3	25	11		
<b>Total</b>	<b>93</b>	<b>90</b>	<b>182</b>	<b>156</b>	<b>58</b>	<b>56</b>

**97%**

% Licensed Granted

**88%**

% All Registered Granted

**86%**

% Registered Permanent Granted

### Additional Staffing Permissions

*Additional Staffing Permissions*

**4**

Avr. Days to Process

### New Business Applications

*Includes sole traders, partnerships, companies and incorporated associations*

**2**

Avr. Days to Process

### Other Services

*Includes non-resident undertakings, licence revisions, change of ownership, etc.*

**2**

Avr. Days to Process

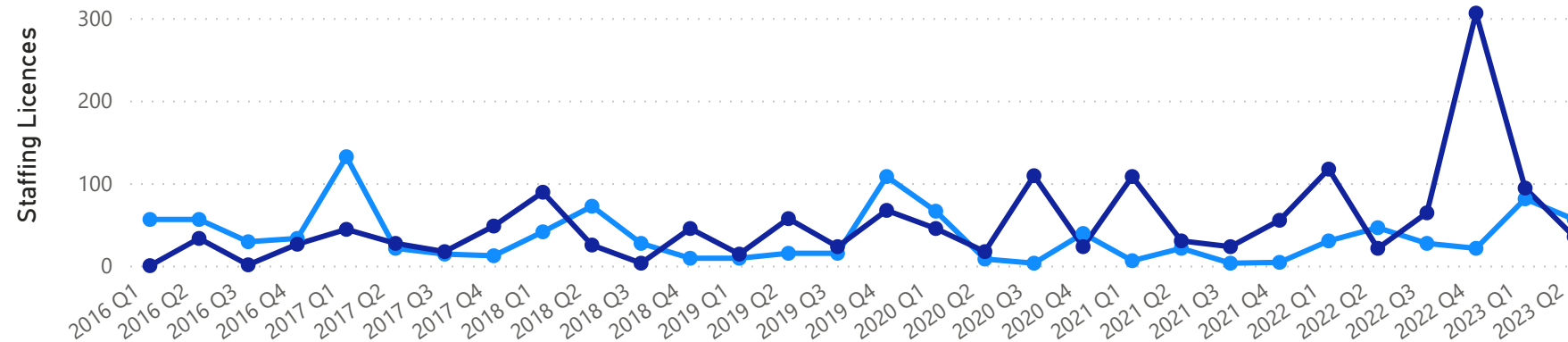
# Control of Housing and Work Quarterly Statistics

Quarter 2 - 2023



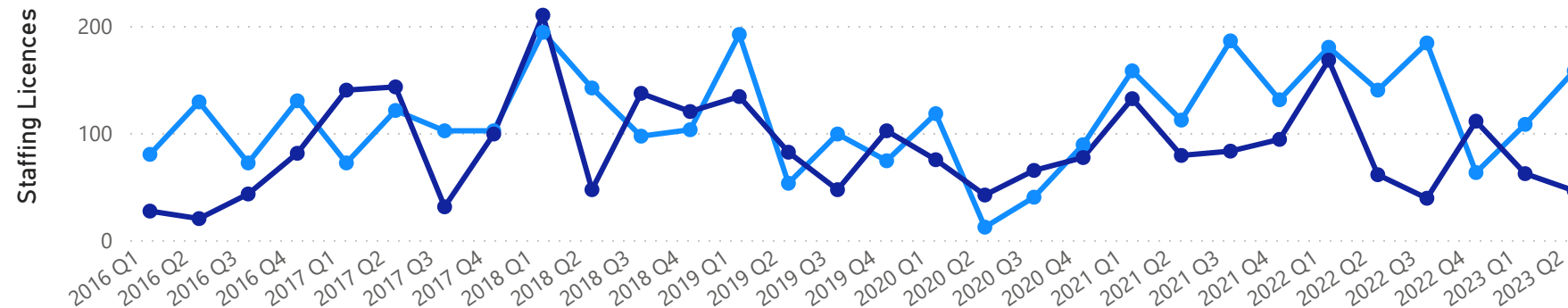
## Registered Permissions Granted and Removed (Seasonal)

● Registered Seasonal Granted ● Registered Seasonal Removed



## Registered Permissions Granted and Removed (Permanent)

● Registered Permanent Granted ● Registered Permanent Removed



## Total Registered Permissions Removed by Sector Since 1st July 2013

Sector	Registered Permissions Revoked
Agriculture and fishing	1066
Computer and related activities	80
Construction and quarrying	350
Education health and other services	806
Electricity gas and water supply	36
Financial and legal activities	1102
Hotels restaurants & bars	1662
Manufacturing	72
Public Sector	79
Real estate and other business activities	915
Transport storage and communication	283
Wholesale and retail trades	882

**Note:** The large number of seasonal permissions removed in 2022 Q4 relates to a small number (<5) specific undertakings where their permissions removed/surrendered after review.

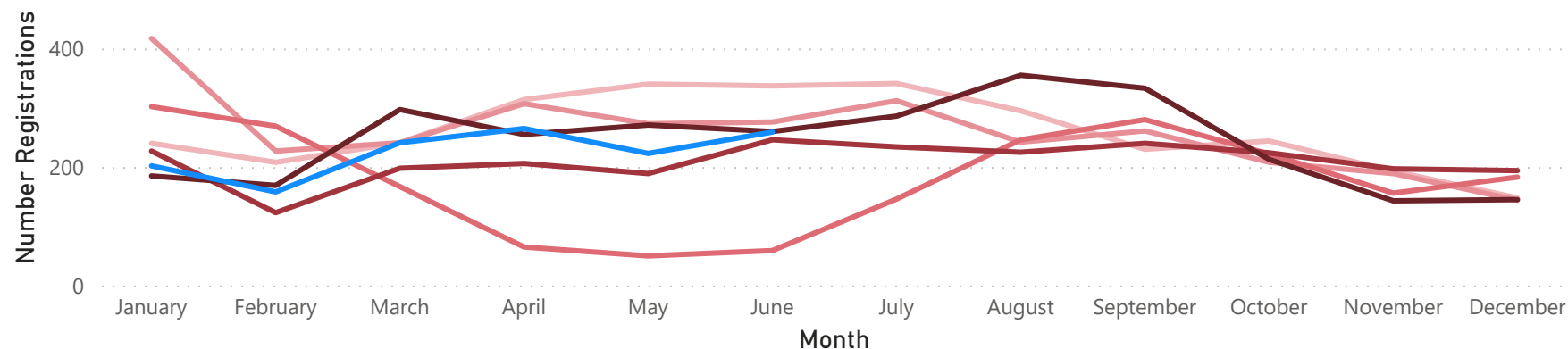
# Control of Housing and Work Quarterly Statistics

Quarter 2 - 2023



Number of Control of Housing and Work Law Registrations (Seasonal Distribution)

Year ● 2018 ● 2019 ● 2020 ● 2021 ● 2022 ● 2023



Year	January	February	March	April	May	June	July	August	September	October	November	December	Total
2014	234	131	176	311	226	240	194	222	195	158	96	115	<b>2,298</b>
2015	288	158	252	331	259	281	292	235	239	211	148	110	<b>2,804</b>
2016	398	266	274	379	260	325	289	253	246	211	143	113	<b>3,157</b>
2017	317	208	245	279	270	276	284	300	230	201	168	107	<b>2,885</b>
2018	240	208	241	314	340	337	341	295	230	244	193	148	<b>3,131</b>
2019	417	227	241	307	273	276	312	242	261	208	189	144	<b>3,097</b>
2020	302	269	167	65	50	59	146	246	280	222	156	183	<b>2,145</b>
2021	227	123	198	206	189	246	234	225	240	224	197	194	<b>2,503</b>
2022	185	169	297	255	271	260	286	355	333	213	143	145	<b>2,912</b>
2023	202	158	241	265	223	259							<b>1,348</b>

## New Control of Housing and Work Registrations

The line graph (left) shows the total number of registrations for people moving to the island for the first time, or re-registering as a seasonal or licensed worker, since the introduction of the Control of Housing and Work Law (2012).

Figures do not include individuals who are Jersey Born or individuals under the age of 18 who are already resident, but registering for the first time.

Figures only include individuals who have been both registered and issued a registration card in the quarter.

From Oct 2022 an additional criteria has been applied to exclude any subsequent re-registrations of an individual if they may have been registered more than once within a given quarter.

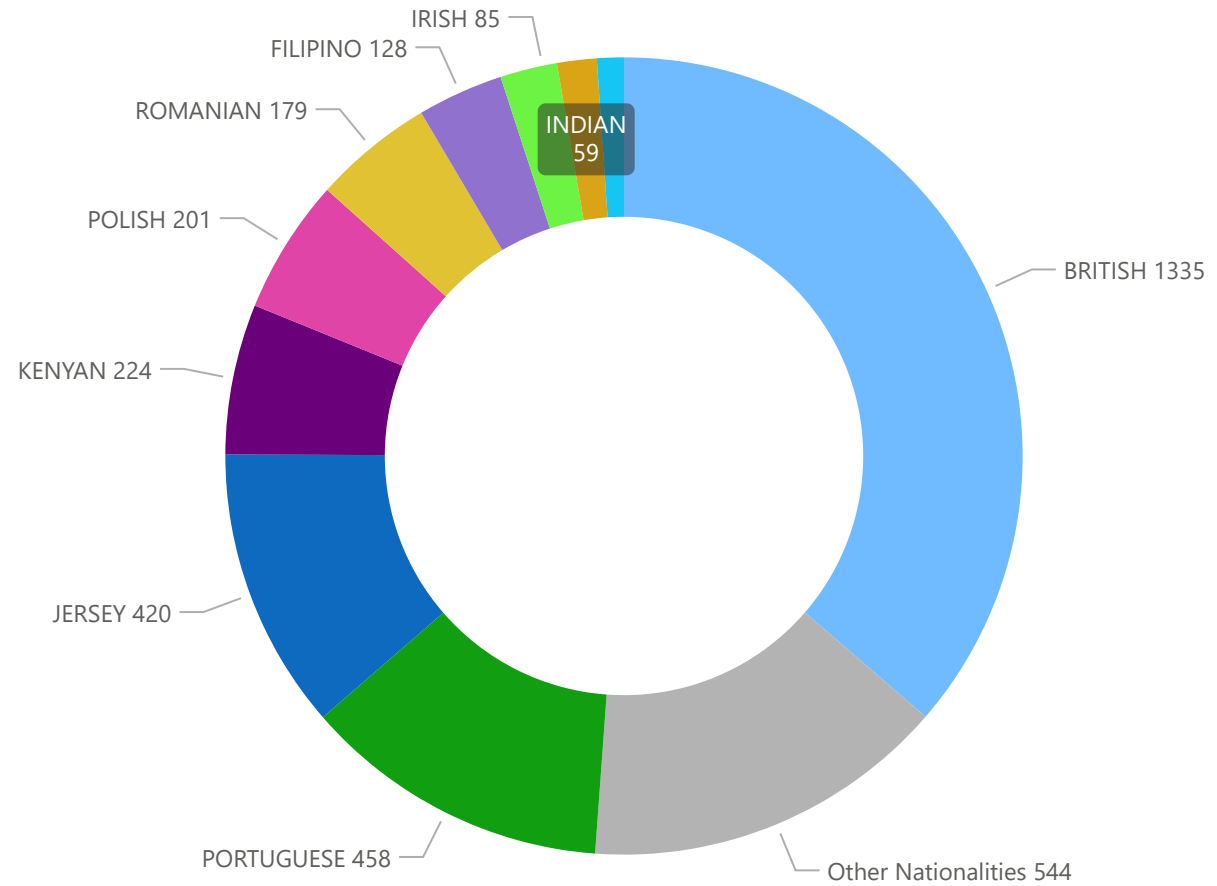
# Control of Housing and Work Quarterly Statistics

Quarter 2 - 2023

Registration Cards Issued in Quarter by Type of Permission

Year	2023		
Residential Status	April	May	June
Entitled	204	229	207
Entitled for Work	223	216	255
Entitled Permanent	255	281	329
Licensed	120	124	135
Registered	375	392	328
<b>Total</b>	<b>1177</b>	<b>1242</b>	<b>1254</b>

Registration Cards Issued in Quarter by Self-Declared Nationality



**Note:** One person may be issued more than one registration card in a quarter period. Reasons for an additional card issue may include card loss, change of residential status, damage to card, or other similar reasons requiring a new card to be issued. Detailed reasons for card additional card issues are not recorded.

# Control of Housing and Work Quarterly Statistics

Quarter 2 - 2023

## Registration Cards Issued by Self-Declared Nationality

Year	2022												2023					
Nationality	January	February	March	April	May	June	July	August	September	October	November	December	January	February	March	April	May	June
BRITISH	493	423	977	452	524	471	658	641	560	487	505	299	455	478	694	422	429	484
JERSEY	189	193	218	178	185	212	214	199	176	197	170	108	146	173	170	123	132	165
PORTUGUESE	114	160	151	138	174	109	142	128	124	131	136	93	141	164	118	147	156	155
Other Nationalities	91	81	122	98	165	91	98	85	141	88	88	64	88	87	135	125	130	134
POLISH	42	40	75	65	70	59	53	50	60	51	56	28	53	43	63	52	88	61
KENYAN	9	13	47	47	33	41	30	63	23	33	20	21	29	27	76	88	84	52
ROMANIAN	32	18	36	53	51	24	30	36	38	41	24	21	33	29	47	79	67	33
FILIPINO	31	21	33	25	12	15	34	31	46	38	23	37	96	27	39	50	33	45
IRISH	24	26	33	28	33	31	30	20	24	27	22	12	32	27	32	19	30	36
SOUTH AFRICAN	25	17	28	19	18	23	29	22	24	18	16	11	23	25	23	18	10	12
INDIAN	11	11	15	16	20	15	22	17	12	15	18	10	10	16	41	21	18	20
ZIMBABWEAN	6	13	6	12	14	7	13	10	11	6	6	25	11	10	14	5	17	28
FRENCH	8	10	10	10	12	12	6	10	8	19	8	7	10	9	13	6	15	10
NIGERIAN	11	8	8	11	2	5	7	8	12	16	4	11	15	13	7	5	12	7
PAKISTANI	7	7	7	4	3	3	4	15	6	5	3	2	8	9	14	7	9	6
LATVIAN	5	4	7	7	7	4	7	5	6	5	6	1	2	4	9	4	4	5
SPANISH	1	13	9	7	4	6	4	5		8	6	2	3	3	2	6	8	1
<b>Total</b>	<b>1099</b>	<b>1058</b>	<b>1782</b>	<b>1170</b>	<b>1327</b>	<b>1128</b>	<b>1381</b>	<b>1345</b>	<b>1271</b>	<b>1185</b>	<b>1111</b>	<b>752</b>	<b>1155</b>	<b>1144</b>	<b>1497</b>	<b>1177</b>	<b>1242</b>	<b>1254</b>