
**Growth, Housing and
Environment**

NEW SKATEPARK

PROJECT No. 201805

INITIAL CONSULTATION REPORT

Document Reference: 201805-R002 Initial Consultation Report

Revision: 02

Status: Final

Contents

1	Introduction	4
2	Consultation Materials.....	5
3	Public Response	12
4	Discussion	23
5	Conclusion & Recommendations.....	27

Document Control

Document Reference: 201805-R002 Initial Consultation Report **Revision:** 02

Prepared by: Oliver Brewster

Revision	Status	Issue Date	Details
01	Draft	20/08/2019	Issued for comment
02	Final	20/01/2019	Issued for publication

Review & Approval

Checked by

Name: Barclay Harvey

Date: 11/09/2019

Endorsed by



Name: Jersey Skateparks Association

Date: 25/09/2019

1 Introduction

The proposed New Skatepark will be a facility provided to meet current demand and growing popularity and participation in skateboarding, BMX, rollerblading and scootering. There have been a number of skateparks and facilities previously constructed in Jersey, including the current skatepark located at New North Quay. Each facility has been provided with the aim of it being a permanent home for local urban sports. However, they have ultimately all become temporary solutions.

The New North Quay Skatepark is an example of this and the facility was closed in January 2018. The skatepark was reopened in February 2018 under reduced opening hours after a licence agreement was signed, passing responsibility for managing the facility from the landowner, Ports of Jersey, to the then Economic Development, Tourism, Sport and Culture Department. This was intended as a temporary reopening whilst an alternative site was sought. The facility will close permanently at the end of 2019.

The New Skatepark project aims to address the issues with the existing facility, provide a new fit for purpose facility and enable future development of the existing site whilst maintaining a skatepark provision on the island. The project objectives are as follows:

- To provide a modern, accessible and open facility that is an environment for the local urban sports community that the participants feel safe and supported within and enables progression to a high level.
- To promote urban sports as an important part of an active lifestyle that can improve health and wellbeing and provide an outlet for creativity.
- To challenge the stigma surrounding urban sports and educate on the overall societal benefits.
- To relocate the existing New North Quay facility to enable the area to be developed.

The Government of Jersey has undertaken a comprehensive review and assessment of possible locations for the New Skatepark in order to identify sites where a facility that meets the project objectives may be constructed without disproportionate initial or long terms costs or legal, planning, environmental and future development issues. The site assessment used criteria developed to assess the suitability of sites in a transparent, impartial and non-subjective manner. It was concluded that Les Quennevais Sports Centre is the most suitable site for the New Skatepark but due to the location, additional small skate friendly areas should be constructed across the island. A report describing and summarising the site suitability assessment was published by the Government of Jersey on 5th June 2019 (<https://www.gov.je/Government/Pages/StatesReports.aspx?ReportID=4610>).

In conjunction with the publication of the site suitability assessment report, a public consultation was launched to gather feedback on the proposals, including the possibility of constructing the New Skatepark at Les Quennevais Sports Centre. The consultation was aimed at all islanders but particularly interested in the views of the users of the skatepark, residents that live near to Les Quennevais Sports Centre and users of the sports centre. The consultation was primarily in the form of an online survey. Comments were also accepted by email to the Government of Jersey – Growth, Housing and Environment and paper copies of the survey were available and received at Les Quennevais Sports Centre. The survey was launched on 19th June 2019 in order to give sufficient time, from publication on 5th June 2019, for the site suitability assessment report to be read by the public. The survey closed on 3rd July 2019. The survey was supplemented by information banners displayed in the foyer of Les Quennevais Sports Centre and posters displayed island wide. States members were invited to a briefing at Les Quennevais Sports Centre on 24th June 2019 and an open event for the public was held on the evening 26th June 2019. This report summarises this initial consultation, discusses the public response received and gives recommendation on how the New Skatepark project should be progressed.

2 Consultation Materials

2.1 General

Following publication of the Government of Jersey – New Skatepark – Site Suitability Report on 5th June 2019, a public consultation was launched on 19th June 2019 and closed on 3rd July 2019. The materials used throughout the consultation period were as follows:

- Survey (online and paper copies available at Les Quennevais Sports Centre)
- Information banners
- Posters

The information banners were used to present to States members at a briefing on 24th June and to support discussion with members of the public who attended the open event on 26th June 2019. All attendees at the open event were asked to complete the survey in order to provide a record of their comments.

2.2 Survey

The survey used for the public consultation was available online. Paper copies could also be collected from and completed copies returned to Les Quennevais Sports Centre reception. The survey questions were as follows:

Question 1

Have you read the Skatepark Site Suitability Report? (You don't have to read it in order to complete this survey, but it may help inform your answers)

Yes

No

Question 2

Are you...(tick all that apply)

A neighbour of the proposed Les Quennevais site

Interested in using the skatepark

A friend/guardian of someone interested in using the skatepark

An interested island

Other (please specify):

Question 3

Do you agree with the principle that Jersey should have a skate park?

Strongly agree

Agree

Neutral

Disagree

Strongly disagree

Question 4

The proposed location is in Les Quennevais Playing Fields. What comments or suggestions do you have regarding Les Quennevais Skatepark?

Comments and suggestions:

Question 5

These are possible types of skate park. Please put them in the order that you'd prefer and make any other suggestions in the comments box below.

Street plaza:



Flow:



Transition/Bowl:



1	Street plaza
2	Flow
3	Transition/Bowl

Comments and suggestions:

Question 6

In addition to the Les Quennevais Skatepark, skate friendly areas are planned for across the island. In order of priority, where would you want to see them? Please use the comment box to highlight specific areas or any other points related to the areas that you would want considered.

1	St Helier
2	East of the island
3	North of the island

Comments and suggestions:

Question 7

Please add any other comments or suggestions that you have.

Comments and suggestions:

2.3 Information Banners

The following information banners were displayed in the Les Quennevais Sports Centre foyer area throughout the consultation period. They were also used to present to States members at a briefing on 24th June and to support discussion with members of the public who attended the open event on 26th June 2019.



Urban sports such as skateboarding, BMX, rollerblading and scootering are becoming increasingly popular and need a permanent home. Until now, facilities have been temporary because they lacked financial investment or their location has been unsuitable or earmarked for future development.

The new skate park project aims to:

- provide a modern, accessible and open facility where Jersey's urban sports community feel safe, supported, and able to progress competitively
- promote urban sports as an important part of an active lifestyle that can improve health and wellbeing and provide an outlet for creativity.

The project aims to achieve this by constructing a primary facility at Les Quennevais Sports Centre and additional, smaller skate-friendly areas elsewhere.

It supports the Government of Jersey's commitments to:

- improve Islanders' wellbeing and mental and physical health by supporting Islanders to live healthier, active, longer lives
- enable Islanders to lead active lives and benefit from the arts, culture and heritage
- nurture a diverse and inclusive society

Have your say by Wednesday 3 July
gov.je/consultations



The proposal is for a large skate park at Les Quennevais Sports Centre, with additional skate-friendly areas across Jersey.

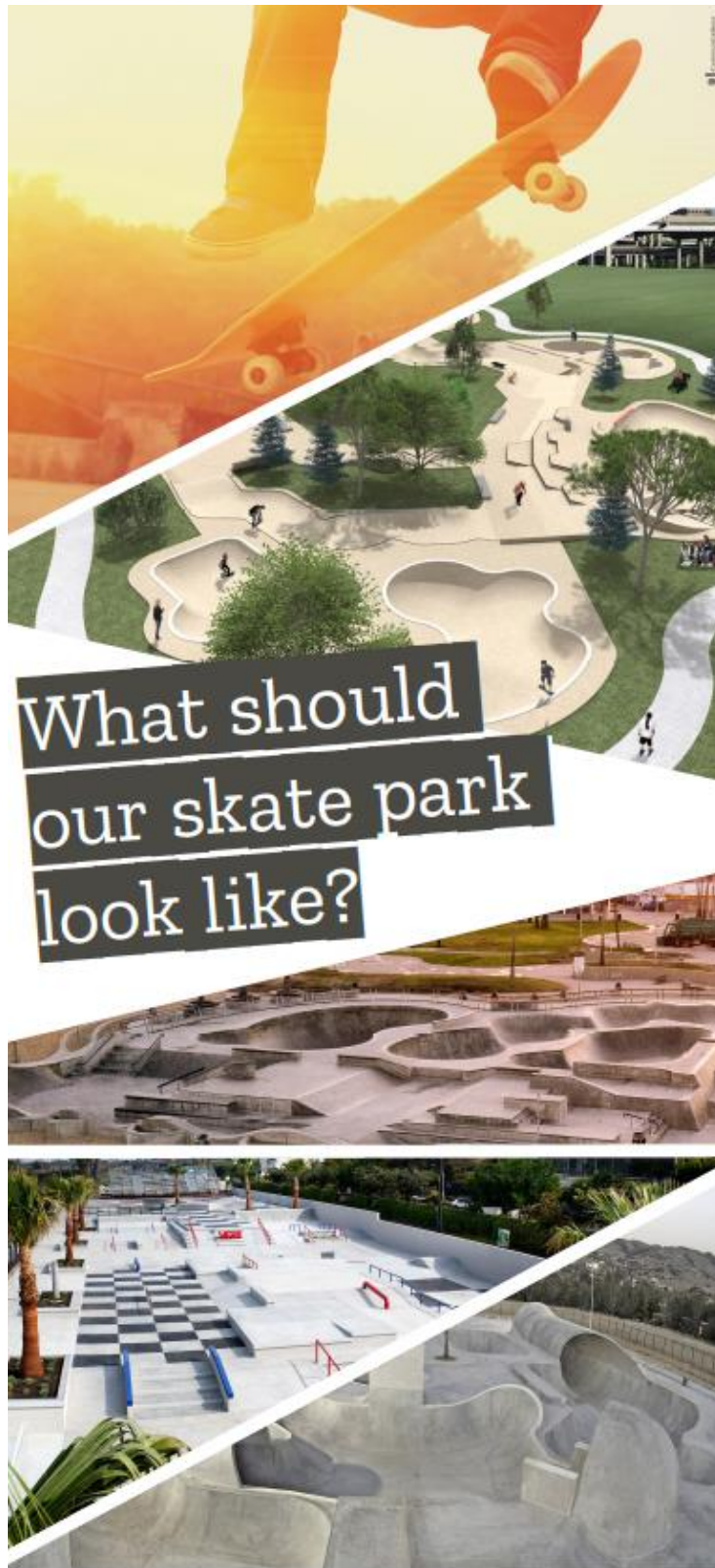
Fifteen sites were assessed for their suitability for a skate park. The criteria included legal, planning, environmental, land quality, costs.

Les Quennevais Sports Centre's benefits are:

- A larger proposed footprint (2200m²) around twice the size of any St Helier site. This will mean a greater variety of obstacles
- The possibility of a clubhouse
- The site is owned by the Government of Jersey and administered by the department responsible for delivering the project
- With no development planned, construction won't be delayed and will be permanent
- There are no legal, planning, or environmental constraints that will delay the project or add disproportionate cost
- All funding secured would be used for construction
- It would be concrete with surrounding screening embankments, in an area away from residents.

Have your say by Wednesday 3 July, visit gov.je/consultations

Rank	Site	Weighted Scores													Overall Weighted Score	
		10% Weighting						5% Weighting								
		1	2	3	4	5	6	7	8	9	10	11	12	13		
1	Les Quennevais Sports Centre	10	10	5	10	10	10	10	10	3.75	3.75	3.75	5	3.75	5	90.00
2	Springfield Sports Centre	10	10	10	10	10	10	2.5	3.75	3.75	5	5	1.25	2.5	83.75	
3	Concordia Park	10	10	7.5	2.5	7.5	10	10	5	3.75	3.75	5	3.75	2.5	81.25	
4	Graiville Playing Fields	10	10	7.5	10	7.5	10	2.5	3.75	5	3.75	5	1.25	5	81.25	
5	South Hill	10	10	10	2.5	7.5	10	7.5	3.75	2.5	5	5	2.5	5	81.25	
6	La Collette Gardens	7.5	7.5	10	0	7.5	10	7.5	3.75	2.5	5	2.5	2.5	5	71.25	
7	Milleville Town Park	10	0	10	10	10	2.5	2.5	5	3.75	2.5	5	5	5	71.25	
8	St Andrew's Park	7.5	10	7.5	2.5	7.5	10	2.5	3.75	3.75	5	2.5	3.75	5	71.25	
9	Les Jardins de la Mer	7.5	10	10	2.5	10	0	7.5	5	3.75	2.5	2.5	2.5	5	68.75	
10	Propolis Park	0	10	10	2.5	7.5	10	7.5	5	1.25	2.5	2.5	5	5	68.75	
11	Fort Eugenet	10	2.5	10	2.5	10	0	10	3.75	5	2.5	5	5	0	66.25	
12	Sir Winston Churchill Memorial Park	0	10	5	2.5	5	10	7.5	3.75	2.5	5	5	3.75	5	65.00	
13	Milbrook Field	0	10	7.5	2.5	7.5	10	7.5	5	3.75	2.5	0	3.75	2.5	62.50	
14	Lower Park	0	10	10	2.5	7.5	10	0	3.75	3.75	1.25	2.5	2.5	5	58.75	
15	Gleeds Field	0	10	10	2.5	7.5	0	2.5	3.75	3.75	2.5	5	2.5	5	55.00	



2.3 Posters

The following posters were displayed island wide. Full size copies of the posters are provided in Appendix 2.



**What do
you think of
skate parks?**

Jersey is planning a new skate park
in Les Quennevais, with skate-friendly
areas across the island.

Give your views: gov.je/consultations

Survey Closes: Wednesday 3 July

Drop in Session
Les Quennevais Sports Centre
Wednesday 26 June, 6pm - 8pm

 Government of
JERSEY

3 Public Response

3.1 General

Overall, including both online and paper copy responses, there were **1150** responses to the survey. No email comments, queries or responses were received.

There were approximately **50** attendees to the open event held on 26th June 2019 at Les Quennevais Sports Centre, of which there a group of approximately **10 – 15** nearby residents who primarily raised concern about possible anti-social behaviour, noise, parking and traffic. There **5 – 10** nearby residents that were in support of the proposed site and the skatepark proposals in general. A group of approximately **10** softball players were concerned that the softball facility at Les Quennevais would be closed as a result of construction of the New Skatepark. Other interested islanders, skatepark users and parents or guardians of skatepark users voiced their support for the proposals.

3.2 Survey – Question 1

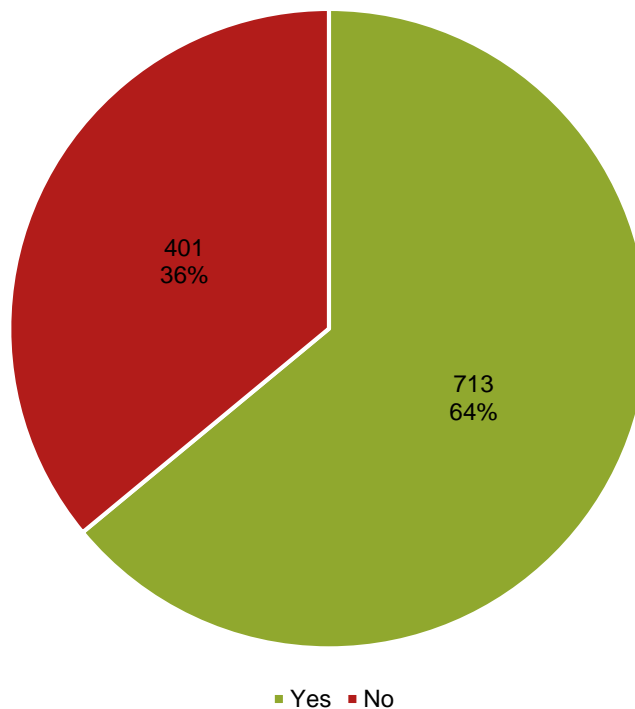
The response to Survey – Question 1 is summarised as follows:

Total number of survey respondents	1150
Total number of responses to Question 1	1114
Response percentage	96.87%

Answer	Response Total	Response Percent
Yes	713	64.00%
No	401	36.00%

Question 1

Have you read the Site Suitability Report?



3.3 Survey – Question 2

The response to Survey – Question 2 is summarised as follows:

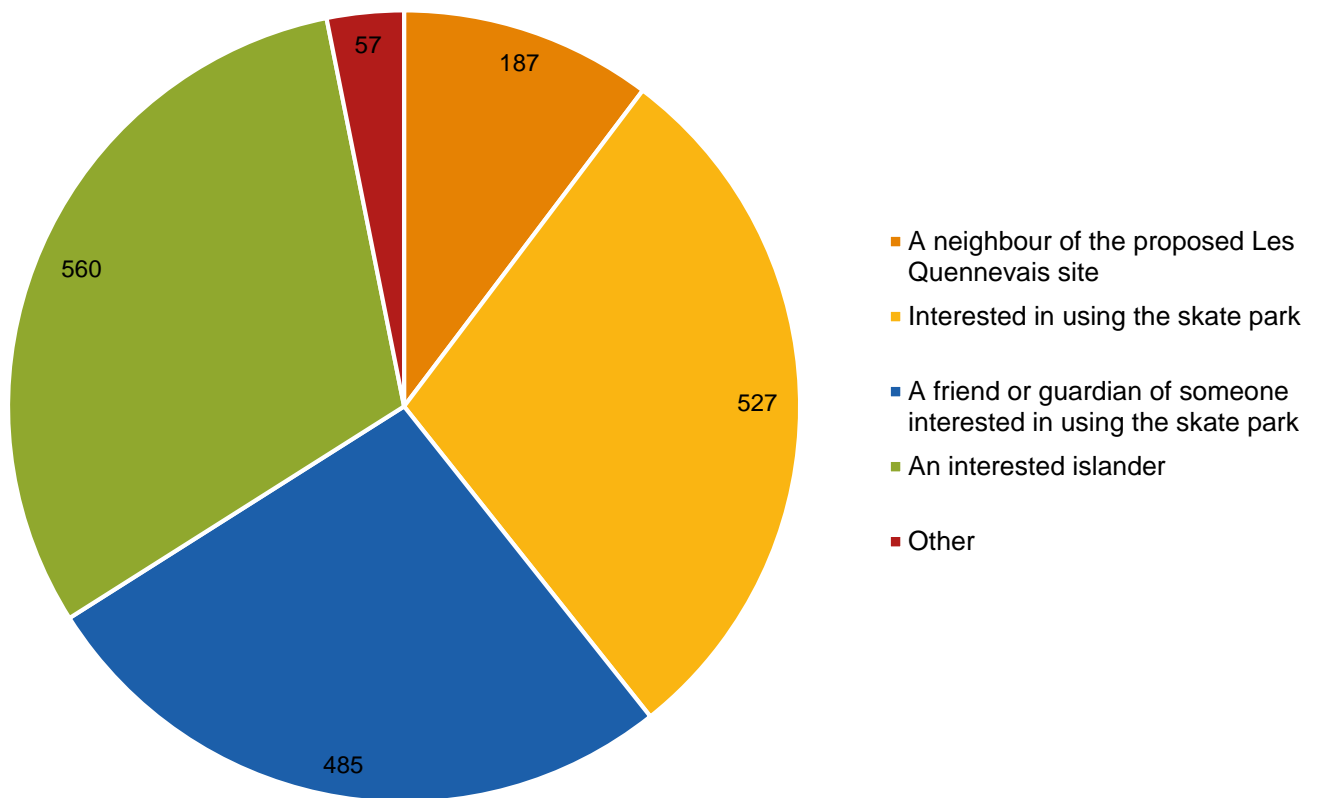
Total number of survey respondents	1150
Total number of responses to Question 2	1141
Response percentage	99.22%

Answer	Response Total	Response Percent
A neighbour of the proposed Les Quennevais site	187	16.39%
Interested in using the skatepark	527	46.19%
A friend/guardian of someone interested in using the skatepark	485	42.51%
An interested island	560	49.08%
Other	57	5.00%

Note: The response total is more than the total number of respondents as respondents were able to select more than one option

Question 2

Are you...?



3.4 Survey – Question 3

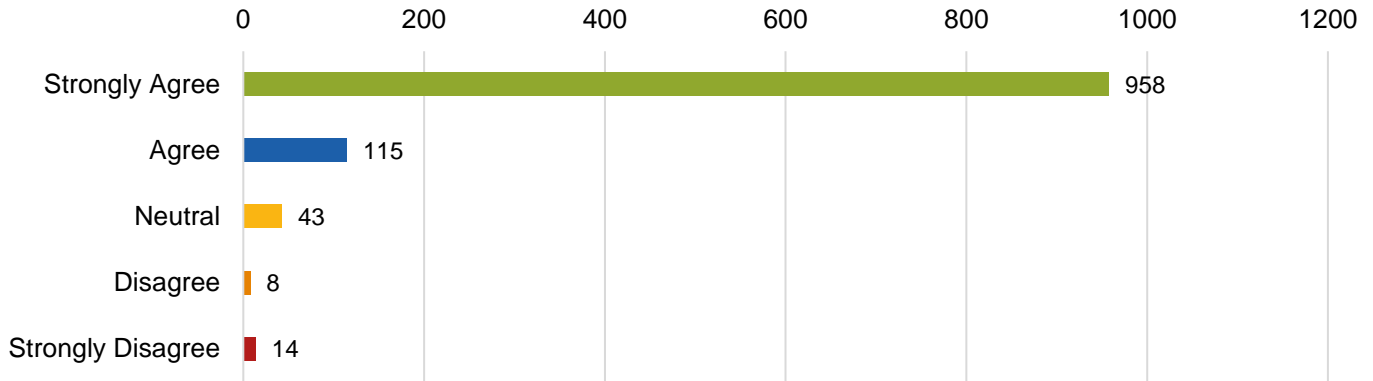
The response to Survey – Question 3 is summarised as follows:

Total number of survey respondents	1150
Total number of responses to Question 3	1138
Response percentage	98.96%

Answer	Response Total	Response Percent
Strongly agree	958	84.18%
Agree	115	10.11%
Neutral	43	3.78%
Disagree	8	0.70%
Strongly disagree	14	1.23%

Question 3

Do you agree with the principle that Jersey should have a skate park?



3.5 Survey – Question 4

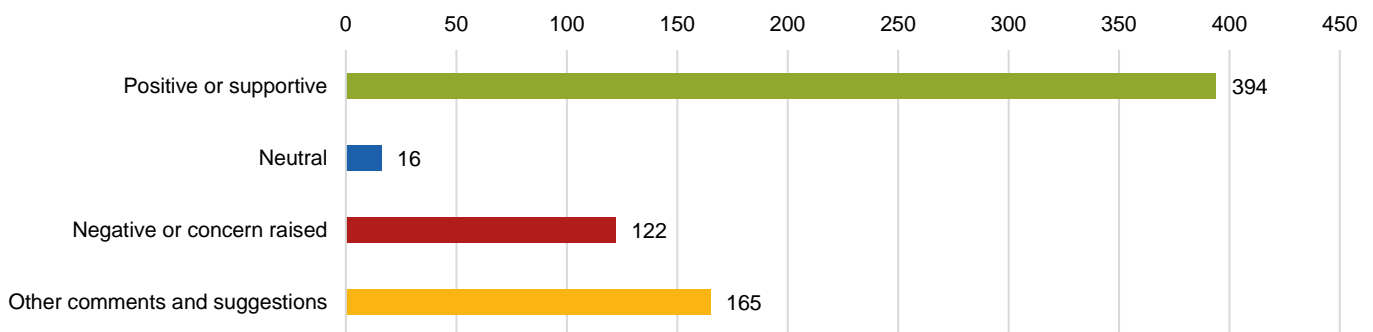
The response to Survey – Question 4 is summarised as follows:

Total number of survey respondents	1150
Total number of responses to Question 4	697
Response percentage	60.61%

Comment	Response Total	Response Percent
Positive or supportive	394	56.53%
Neutral	16	2.30%
Negative or concern raised	122	17.50%
Other comments and suggestions	165	23.67%

Question 4

What comments or suggestions do you have regarding Les Quennevais Skatepark?

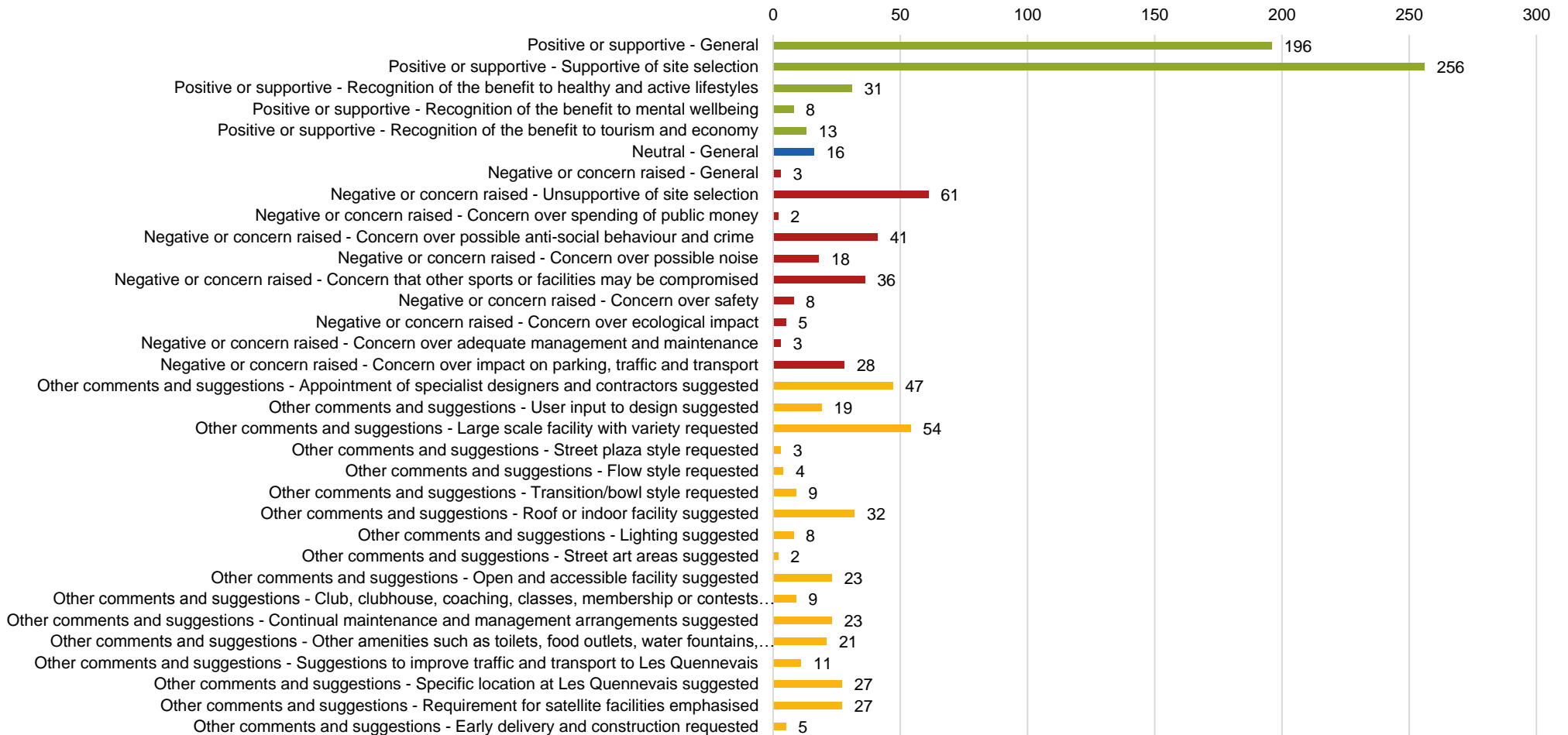


Comment		Response Total	Response Percent
Positive or supportive	General	196	28.12%
	Supportive of site selection	256	36.73%
	Recognition of the benefit to healthy and active lifestyles	31	4.45%
	Recognition of the benefit to mental wellbeing	8	1.15%
	Recognition of the benefit to tourism and economy	13	1.87%
Neutral	General	16	2.30%
Negative or concern raised	General	3	0.43%
	Unsupportive of site selection	61	8.75%
	Concern over spending of public money	2	0.29%
	Concern over possible anti-social behaviour and crime	41	5.88%
	Concern over possible noise	18	2.58%
	Concern that other sports or facilities may be compromised	36	5.16%
	Concern over safety	8	1.15%
	Concern over ecological impact	5	0.72%
	Concern over adequate management and maintenance	3	0.43%
	Concern over impact on parking, traffic and transport	28	4.02%
Other comments and suggestions	Appointment of specialist designers and contractors suggested	47	6.74%
	User input to design suggested	19	2.73%
	Large scale facility with variety requested	54	7.75%
	Street plaza style requested	3	0.43%
	Flow style requested	4	0.57%
	Transition/bowl style requested	9	1.29%
	Roof or indoor facility suggested	32	4.59%
	Lighting suggested	8	1.15%
	Street art areas suggested	2	0.29%
	Open and accessible facility suggested	23	3.30%
	Club, clubhouse, coaching, classes, membership or contests suggested	9	1.29%
	Continual maintenance and management arrangements suggested	23	3.30%
	Other amenities such as toilets, food outlets, water fountains, seating, spectator areas and first aid suggested	21	3.01%
	Suggestions to improve traffic and transport to Les Quennevais	11	1.58%
	Specific location at Les Quennevais suggested	27	3.87%
Requirement for satellite facilities emphasised	27	3.87%	
Early delivery and construction requested	5	0.72%	

Note: The response total is more than the total number of respondents as Survey – Question 4 was an open question allowing each respondent to make a number of comments and suggestions and raise concern over a number of issues.

Question 4

What comments or suggestions do you have regarding Les Quennevais Skatepark?



3.6 Survey – Question 5

The response to Survey – Question 5 is summarised as follows:

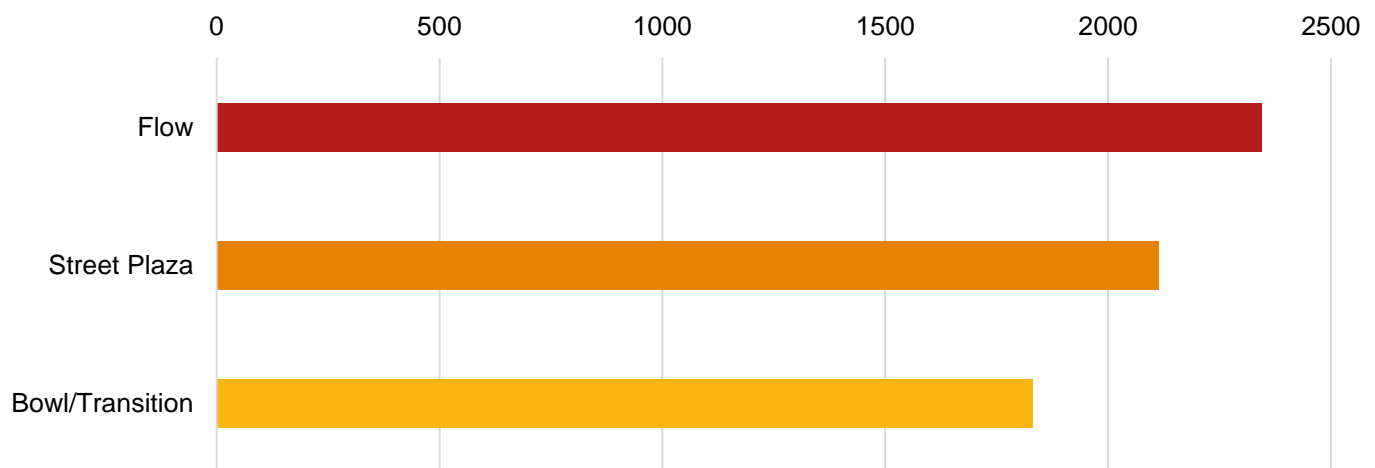
Total number of survey respondents	1150
Total number of responses to Question 5	1049
Response percentage	91.22%

Answer	Total Score	Overall Rank
Flow	2346	1
Street plaza	2115	2
Transition/Bowl	1832	3

Note: The total score for each answer is a weighted calculation. Answers ranked first are valued higher than the following ranks and the score is a sum of all weighted rank counts.

Question 5

What type of skate park would you prefer?



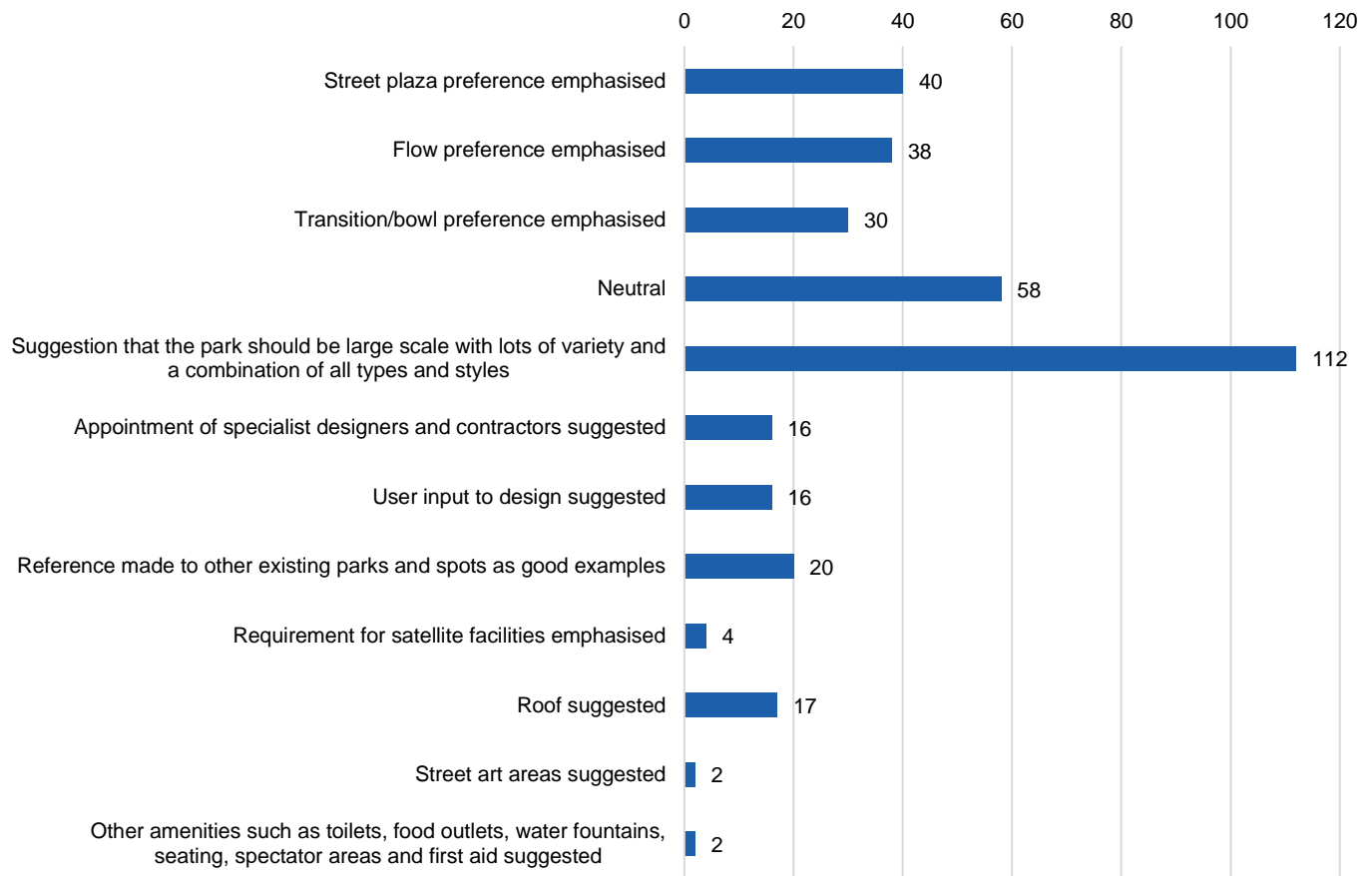
Survey – Question 5 also featured an open question allowing respondents to make comments and suggestions. The response to this part of the question is summarised as follows:

Total number of survey respondents	1150
Total number of responses to Question 5	295
Response percentage	25.65%

Comment	Response Total	Response Percent
Street plaza preference emphasised	40	13.56%
Flow preference emphasised	38	12.88%
Transition/bowl preference emphasised	30	10.17%
Neutral	58	19.66%
Suggestion that the park should be large scale with lots of variety and a combination of all types and styles	112	37.97%
Appointment of specialist designers and contractors suggested	16	5.42%
User input to design suggested	16	5.42%
Reference made to other existing parks and spots as good examples	20	6.78%
Requirement for satellite facilities emphasised	4	1.36%
Roof suggested	17	5.76%
Street art areas suggested	2	0.68%
Other amenities such as toilets, food outlets, water fountains, spectator areas and first aid suggested	2	0.68%

Question 5

Comments and suggestions on type of skatepark



3.7 Survey – Question 6

The response to Survey – Question 6 is summarised as follows:

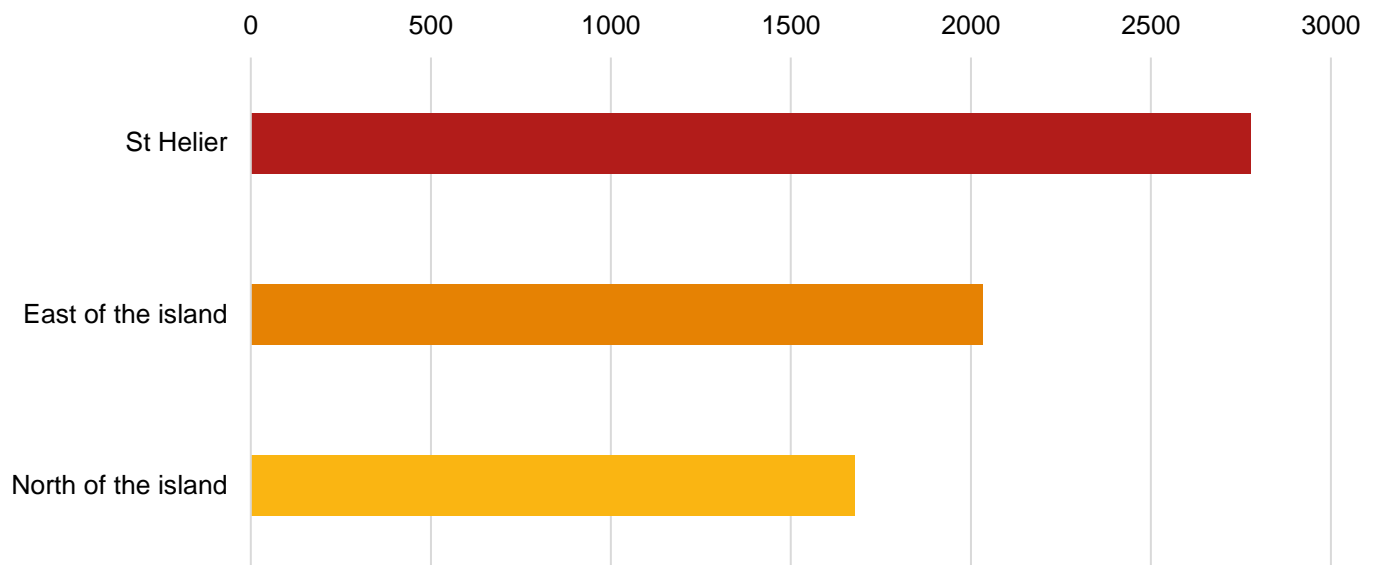
Total number of survey respondents	1150
Total number of responses to Question 6	1081
Response percentage	94.00%

Answer	Total Score	Overall Rank
St Helier	2776	1
East of the island	2033	2
North of the island	1677	3

Note: The total score for each answer is a weighted calculation. Answers ranked first are valued higher than the following ranks and the score is a sum of all weighted rank counts.

Question 6

Where do you think other skate friendly areas should be?



Survey – Question 6 also featured an open question allowing respondents to make comments and suggestions. The response to this part of the question is summarised as follows:

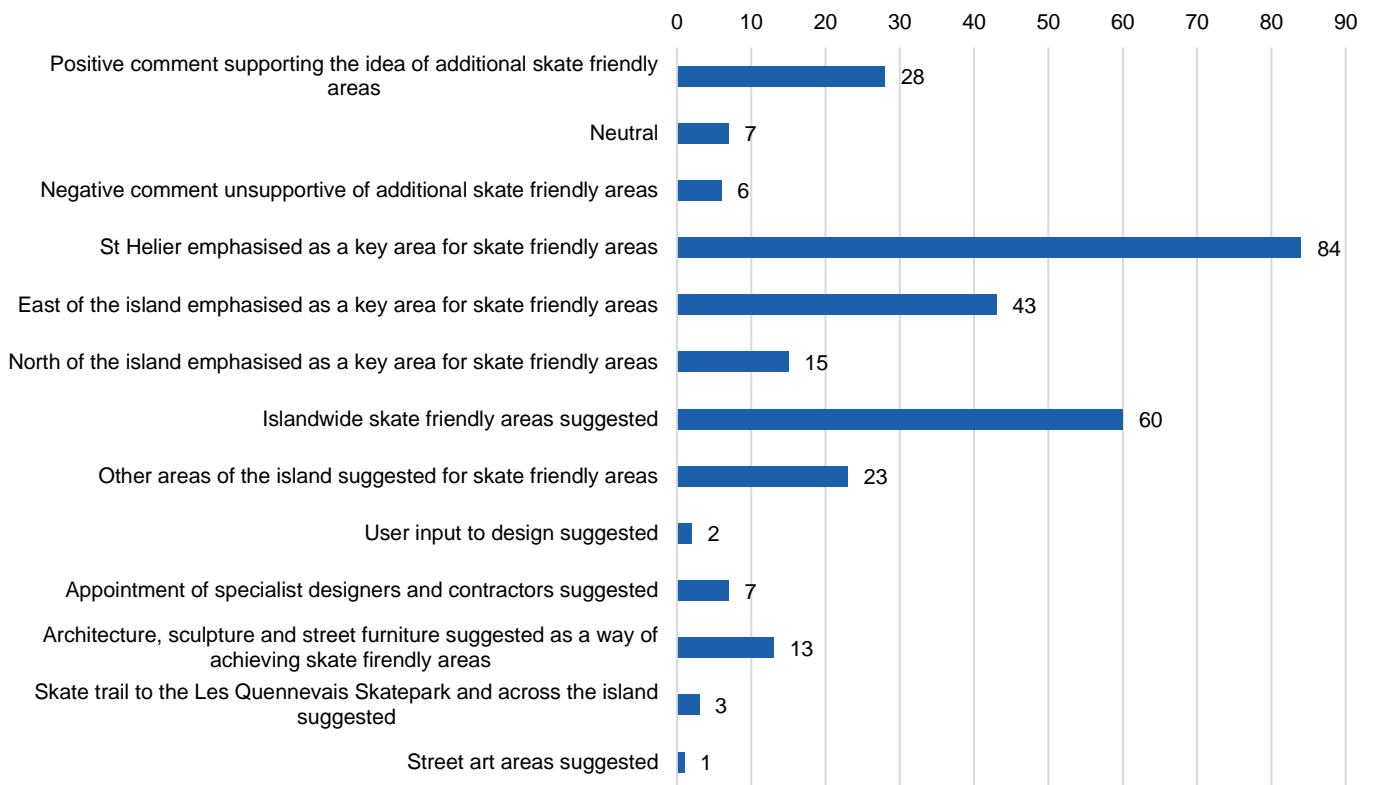
Total number of survey respondents	1150
Total number of responses to Question 6	240
Response percentage	20.87%

Comment	Response Total	Response Percent
Positive comment supporting the idea of additional skate friendly areas	28	11.67%
Neutral	7	2.92%
Negative comment unsupportive of additional skate friendly areas	6	2.50%
St Helier emphasised as a key area for skate friendly areas	84	35.00%
East of the island emphasised as a key area for skate friendly areas	43	17.92%
North of the island emphasised as a key area for skate friendly areas	15	6.25%
Islandwide skate friendly areas suggested	60	25.00%
Other areas of the island suggested for skate friendly areas	23	9.58%
User input to design suggested	2	0.83%
Appointment of specialist designers and contractors suggested	7	2.92%
Architecture, sculpture and street furniture suggested as a way of achieving skate friendly areas	13	5.42%
Skate trail to the Les Quennevais Skatepark and across the island suggested	3	1.25%
Street art areas suggested	1	0.42%

Note: The response total is more than the total number of respondents as Survey – Question 6 was an open question allowing each respondent to make a number of comments and suggestions and raise concern over a number of issues.

Question 6

Comments and suggestions for additional skate friendly areas



3.8 Question 7

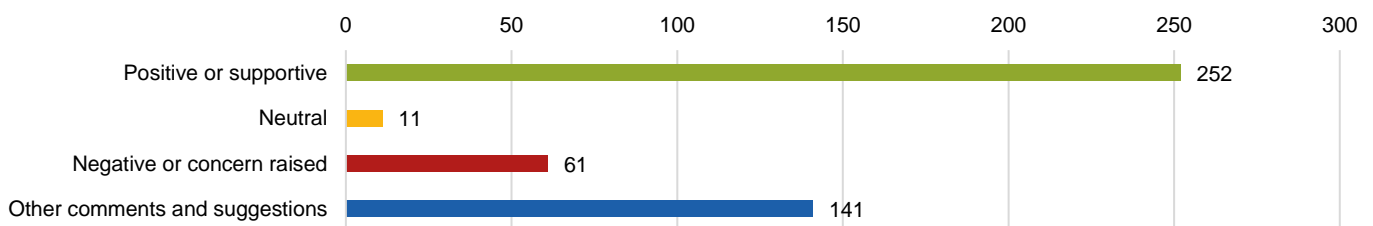
The response to Survey – Question 7 is summarised as follows:

Total number of survey respondents	1150
Total number of responses to Question 7	465
Response percentage	40.44%

Comment	Response Total	Response Percent
Positive or supportive	252	54.19%
Neutral	11	2.37%
Negative or concern raised	61	13.12%
Other comments and suggestions	141	30.32%

Question 7

Any other comments or suggestions

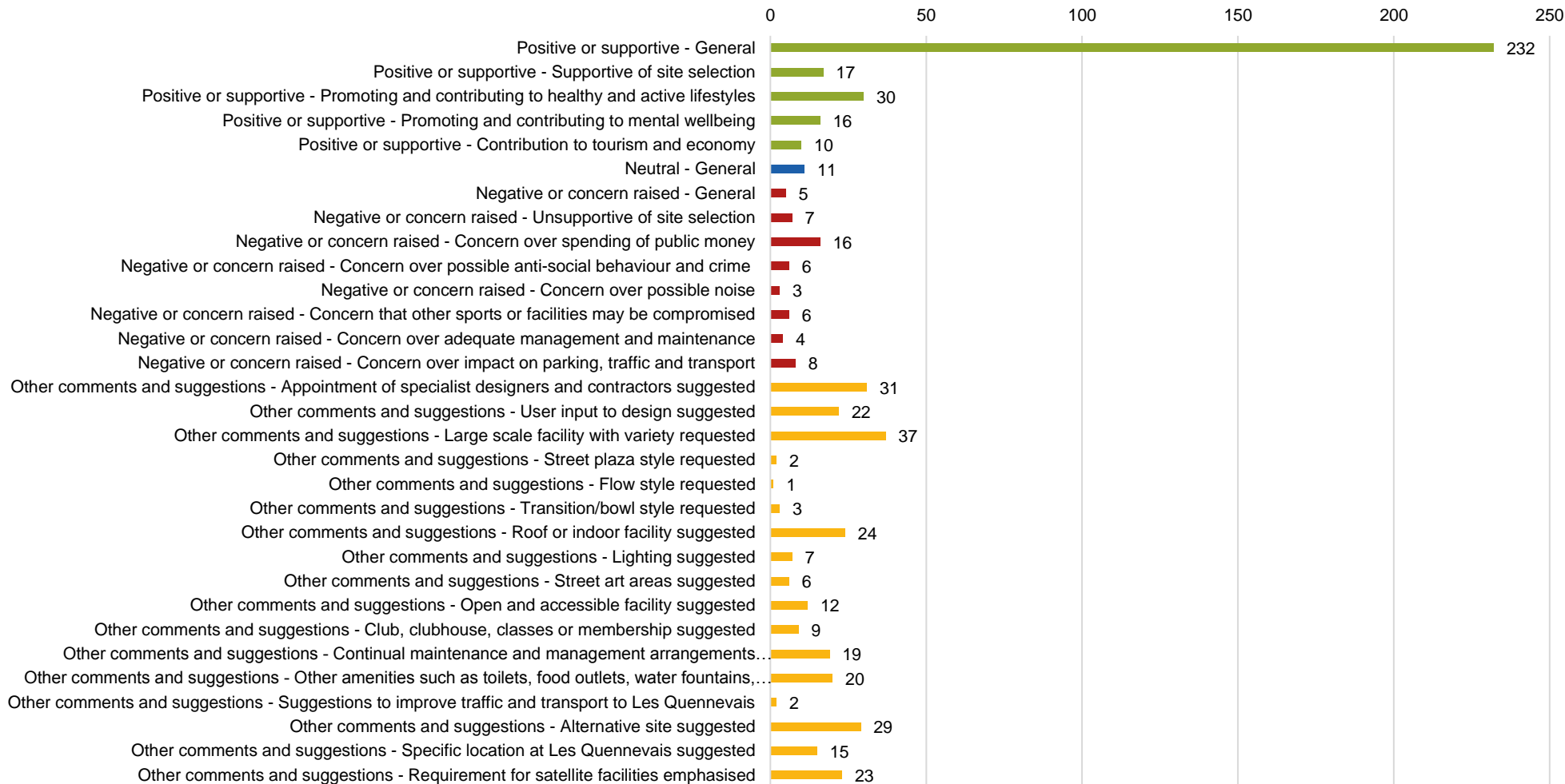


Comment		Response Total	Response Percent
Positive or supportive	General	232	49.89%
	Supportive of site selection	17	3.66%
	Recognition of the benefit to healthy and active lifestyles	30	6.45%
	Recognition of the benefit to mental wellbeing	16	3.44%
	Recognition of the benefit to tourism and economy	10	2.15%
Neutral	General	11	2.37%
Negative or concern raised	General	5	1.08%
	Unsupportive of site selection	7	1.51%
	Concern over spending of public money	16	3.44%
	Concern over possible anti-social behaviour and crime	6	1.29%
	Concern over possible noise	3	0.65%
	Concern that other sports or facilities may be compromised	6	1.29%
	Concern over adequate management and maintenance	4	0.86%
	Concern over impact on parking, traffic and transport	8	1.72%
Other comments and suggestions	Appointment of specialist designers and contractors suggested	31	6.67%
	User input to design suggested	22	4.73%
	Large scale facility with variety requested	37	7.96%
	Street plaza style requested	2	0.43%
	Flow style requested	1	0.22%
	Transition/bowl style requested	3	0.65%
	Roof or indoor facility suggested	24	5.16%
	Lighting suggested	7	1.51%
	Street art areas suggested	6	1.29%
	Open and accessible facility suggested	12	2.58%
	Club, clubhouse, coaching, classes, membership or contests suggested	9	1.94%
	Continual maintenance and management arrangements suggested	19	4.09%
	Other amenities such as toilets, food outlets, water fountains, seating, spectator areas and first aid suggested	20	4.30%
	Suggestions to improve traffic and transport to Les Quennevais	2	0.43%
	Alternative site suggested	29	6.24%
	Specific location at Les Quennevais suggested	15	3.23%
Requirement for satellite facilities emphasised	23	4.95%	

Note: The response total is more than the total number of respondents as Survey – Question 7 was an open question allowing each respondent to make a number of comments and suggestions and raise concern over a number of issues.

Question 7

Any other comments or suggestions



4 Discussion

4.1 General

The initial consultation for the New Skatepark received 1150 formal responses. This indicates substantial public interest in the project and the response, views and comments from the consultation can be considered representative of the opinion of the population of the island. Of all the respondents, 527 stated they would be interested in using the proposed facility indicating the facility would provide for a relatively high number of participants. A further 485 respondents stated they are a friend or guardian of someone who would be interested in using the facility indicating the facility would provide for family activity and good social opportunities.

187 respondents stated they are neighbours of the proposed Les Quennevais site. This is a significant turnout from the surrounding population and indicates that the views and comments received are a comprehensive representation of the views and comments of nearby residents. This should be considered in the context of the response to all survey questions.

713 respondents (64.00%) stated they had read the published Site Suitability Report. 401 (36.00%) stated they had not read the report. Again, this should be considered in the context of responses commenting on the suitability of Les Quennevais Sports Centre as the site for the proposed New Skatepark.

4.2 Positive Responses & Support

Survey Questions 3, 4 and 7 provided the opportunity for consultation respondents to express their support or otherwise for the New Skatepark project. Of the 1138 respondents that answered Question 3, 958 (84.18%) and 115 (10.11%) strongly agreed and agreed with the principle that Jersey should have skatepark respectively. This gives a total of 94.29% of people generally in support of the project and is conclusive evidence that the public of Jersey agree with the principle that the island should have a skatepark. Only 22 respondents either disagreed or strongly disagreed with the principle that Jersey should have a skatepark.

Open Questions 4 and 7 gave the opportunity for respondents to make more specific comments regarding the New Skatepark but also reinforce their general support for the project or otherwise. Of a total of 697 comments received in response to Question 4, 394 (56.53%) were categorised as positive or supportive. Vastly outweighing the 122 comments (17.50%) categorised as negative or those raising specific concerns about the project. Of a total of 465 comments received in response to Question 7, 252 (54.19%) were categorised as positive or supportive. This significantly outweighed the 61 (13.12% of) negative comments received in response to this question. The response to Questions 4 and 7 is further evidence that the public are strongly in support of the New Skatepark project.

A total of 52 and 56 comments acknowledging the benefit the New Skatepark will have on health and wellbeing and tourism and the economy were received in response to Question 4 and 7 respectively. This indicates a reasonable understanding of the overall benefits of the project.

4.3 Site Suitability

Question 4 specifically asked respondents for their comments or suggestions on the proposal to locate the New Skatepark at Les Quennevais Sports Centre. Of the 697 responses received to Question 4, 256 responses (36.73%) specifically stated support for or agreement with the conclusion that Les Quennevais Sports Centre is the most suitable site for the facility. Only 61 comments (8.75%) received generally disagreed with Les Quennevais Sports Centre being a suitable or the most suitable site for the facility. Considering that 401 respondents (36%) stated they did not read the published Site Suitability Report, this is strong evidence that the public is in agreement with the conclusion that Les Quennevais Sports Centre is the most suitable site for the New Skatepark.

4.4 Skatepark Design

Question 5 specifically asked respondents for their opinion on the design of the New Skatepark. 3 examples of types of skatepark (street plaza, flow and bowl/transition) were shown and respondents were asked to rank each type depending on their preference. The overall weighted scores indicated that a flow style skatepark, with a score of 2346, is the preferred option. Street plaza and bowl/transition scored 2115 and 1832 respectively. Whilst an overall ranking was established, there was no overwhelming preference and the response is considered inconclusive at this stage.

Question 5 also included a comments section for respondents to complete. A total of 40, 38 and 30 comments emphasised the preference for a street plaza, flow and bowl/transition style park respectively. This is further evidence that there is no clear preference for the design of the skatepark at this stage. Open Questions 4 and 7 also provided the opportunity for respondents to make comment on design. Perhaps the most conclusive evidence from these questions is the 112 out of 295 comments (37.97%) received in response to Question 5 that suggested the New Skatepark should be a large scale facility, combining all styles of park and obstacle to give a wide variety and cater for all ability levels. This suggestion was also made in 54 and 37 comments received in response to Question 4 and 7 respectively. The Les Quennevais Sports Centre site is sufficiently large enough for this to be possible and as such, this should be considered during the design of the facility.

Other comments and suggestions relating to the general design of the New Skatepark were that the design should have appropriate input from the end users and that specialist designers and construction contractors should be appointed. The existing relationship with the Jersey Skateparks Association ensures there is input from the end user and this should be continued throughout design and construction. Given that the response to Question 5 was generally inconclusive, additional user input should be sought by further design specific consultation during the design stage of the project.

4.5 Additional Skate Friendly Areas

Question 6 specifically asked respondents for their opinion on the location of proposed additional skate friendly areas. Respondents were asked to rank St Helier, the East of the island and the North of the island in the order of where additional skate friendly areas would be best located. Question 6 also included a comments section for further comments and suggestions related to additional skate friendly areas. The overall weighted scores indicated that St Helier, with a score of 2346, is the preferred option. The East of the island and the North of the island scored 2033 and 1677 respectively. This indicates a general opinion that the skate friendly areas should be located in more densely populated areas. This is supported by the response to the comments section of the question where 84 out of 240 comments (35.00%) emphasised the St Helier as the preferred location. 43 comments (17.92%) emphasised the East of the island as the preferred location and only 15 comments (6.25%) emphasised the North of the island as the preferred location. There was also 60 comments (25.00%) suggesting that skate friendly areas should be constructed across the island. This response, coupled with the number of comments emphasising St Helier as the preferred location, suggest that skate friendly areas should be focussed in St Helier but an island wide provision should be the ultimate objective.

Overall there was significant support for the proposed additional skate friendly areas with 28 out 240 comments (11.67%) giving unprompted support for the proposals. This was supported by a further 27 and 23 comments emphasising the need and agreeing with the proposals for additional skate friendly areas received in response to Question 4 and Question 7 respectively. This relatively strong support suggests that the additional skate friendly areas proposed are an integral part of the overall solution for the New Skatepark.

4.6 Negative Responses & Concern Raised

4.6.1 General

Question 3 provided specific opportunity for respondents to state they were unsupportive of the New Skatepark project and disagreed with the principle that Jersey should have a skatepark. Of the 1138 respondents that answered Question 3, only 22 (1.93%) either disagreed or strongly disagreed with the principle that Jersey should have a skatepark. This is conclusive evidence that the public of Jersey agree with the principle that the island should have a skatepark.

Open Questions 4 and 7 gave the opportunity for respondents to make more specific comments or raise particular concern regarding the New Skatepark. Question 4 provided the greatest indication of respondents' concerns regarding the proposals with 122 comments of 697 responses (17.50%) being negative or raising concern. Of these 122 comments, 41 comments (5.88%) raised concern regarding anti-social behaviour, 18 comments (2.58%) raised concern over possible noise pollution, 28 comments (4.02%) raised concern over the impact on traffic, transport and parking and 36 comments (5.16%) raised concern that other sports facilities at Les Quennevais Sports Centre may be compromised as a result of the construction of the New Skatepark. It should be noted that although these comments were received raising specific concern, only 22 respondents disagreed with the principle that Jersey should have a skatepark indicating that respondents were generally in agreement that a skatepark is needed but would prefer it to be constructed away from their residence. Particular concerns raised are addressed below.

4.6.2 Anti-social Behaviour

Of the 697 comments received in response to Question 4, 41 (5.88%) raised concern regarding the potential for anti-social behaviour. Of the total of 1150 responses to the survey, this is just 3.57%. Whilst there have been incidents of anti-social behaviour at the New North Quay skatepark, these have been extremely infrequent in the 11 years since the facility was opened in 2008. In all incidents of anti-social behaviour, there was no evidence to suggest that it was the users of the facility that were responsible.

Nevertheless, whilst the response indicated that concern over anti-social behaviour is relatively low and there have been few incidents to suggest that the skatepark would cause crime, crime reduction and maintaining the quality of life in Jersey due to a relatively low level of crime is a primary objective of the Government of Jersey. It is for this reason that it is the policy of the Government of Jersey that all planning applications for developments for leisure schemes of 1000m² or more are to be supported by a crime impact statement. As the New Skatepark will be a minimum of 1000m², the planning application for the facility will be supported by a crime impact statement thereby ensuring that measures to design out, deter and reduce crime will be incorporated into the design. Whilst the design for the New Skatepark is developing, the States of Jersey Police should be consulted in order to understand the risk of crime at Les Quennevais and ensure appropriate measures are incorporated to mitigate crime.

4.6.3 Noise Pollution

Of the 697 comments received in response to Question 4, 18 (2.58%) raised concern regarding the potential for noise pollution from the proposed New Skatepark. Of the total of 1150 responses to the survey, this is just 1.57%. This concern can be addressed through a noise impact assessment. A noise impact assessment can be used to assess the expected noise level at noise sensitive receptors such as nearby residences and conclude whether or not the expected noise level is acceptable or not based on industry standard guidelines. Although the response indicated that concern over noise pollution is relatively low, this could prove prohibitive to any application for planning permission for the New Skatepark and a noise impact assessment should be undertaken to support any application made.

4.6.4 Traffic, Transport & Parking

Of the 697 comments received in response to Question 4, 28 (4.02%) raised concern regarding the potential for the proposed New Skatepark to negatively impact upon traffic, transport and parking around Les Quennevais Sports Centre. Of the total of 1150 responses to the survey, this is just 2.44%. This concern can be addressed through a transport and traffic impact assessment. A transport and traffic impact assessment can be used to assess the expected increase in traffic and parking demand as a result of a proposed development and conclude whether or not this is acceptable or if mitigating measures are required. Although the response indicated that concern over transport and traffic impact is relatively low, this could prove prohibitive to any application for planning permission for the New Skatepark and a transport and traffic impact assessment should be undertaken to support any application made.

4.6.5 Other Sports Facilities

Of the 697 comments received in response to Question 4, 36 (5.16%) raised concern that the construction of the New Skatepark at Les Quennevais Sports Centre may compromise other existing facilities. Particular concern was raised by softball players as the only softball facility on the island is located in one of the areas indicated in the Site Suitability Report as an area where the skatepark could be constructed. Whilst the construction of the New Skatepark at Les Quennevais Sports Centre will inevitably impact upon other existing facilities and sports, consideration should be given to the location of the facility so that the impact on other sports is minimised. Where there is only a single facility for a sport that will be affected by the New Skatepark, this facility should be relocated to an appropriate area and to a standard at least equivalent to the existing facility. Where there are a number of facilities at Les Quennevais Sports Centre and island wide that will be affected by the New Skatepark, the overall impact of the skatepark on this sport should be considered and it ensured that adequate provision will remain following construction.

Of the total of 1150 responses to the survey, this is just 3.57%. Whilst there have been incidents of anti-social behaviour at the New North Quay skatepark, these have been extremely infrequent in the 11 years since the facility was opened in 2008. In all incidents of anti-social behaviour, there was no evidence to suggest that it was the users of the facility that were responsible.

4.7 Other Comments & Suggestions

A range of other comments and suggestions were received in response to all open survey questions. Notably, the suggestion that the facility should be covered to allow all weather use was made in 32 and 24 responses to Question 4 and 7 respectively. It is likely to be impractical and unaffordable to construct a roof over the entire facility and may prove prohibitive in terms of any application for planning permission given the status of Les Quennevais Playing Fields as a protected open space. However, consideration should be given to incorporating partially covered areas into the design of the proposed facility. Comments were received reinforcing the requirement for an open accessible facility. This aligns with the project objectives. There were suggestions that the facility would benefit from other amenities such as toilets, food outlets, water fountains, seating, spectator areas and first aid as well as clubs, a clubhouse and classes. There is existing infrastructure at Les Quennevais Sports Centre that would enable all of these suggestions to be incorporated into the proposed facility.

5 Conclusion & Recommendations

Overall the initial consultation for the New Skatepark following the publication of the Site Suitability Report was successful and received a significant number of responses. The objective of gathering feedback on the current proposals, including the possibility of constructing the New Skatepark at Les Quennevais Sports Centre, from key stakeholders was achieved and valuable comments and suggestions were received.

The response to the survey indicated that 94.29% of people are in support of the New Skatepark project and the principle that the island should have a skatepark. There was also strong support shown for the conclusion from the Site Suitability Report that Les Quennevais Sports Centre is the most suitable site for the skatepark. There was further support for the proposal to construct additional skate friendly areas around the island and agreement that these areas are key to the overall solution. Whilst some preference for the type of skatepark was shown, this was inconclusive and further consultation will be required during design of any future facility.

There was a relatively low level of concern raised through the survey regarding possible anti-social behaviour, noise and impact on traffic, transport and parking. All these concerns can be addressed and mitigated in the design of the facility. These concerns and potential issues are also not due to locating the facility at the proposed site and would be present or increased if the facility were constructed at any of the other sites considered in the Site Suitability Report.

The following recommendations are made based on the results and conclusions from the initial consultation:

- The New Skatepark project should be progressed
- Les Quennevais Sports Centre should be adopted as the site for the main skatepark
- The main skatepark should be supported by additional skate friendly areas island wide
- A further study into the suitability of sites for additional skate friendly areas should be undertaken
- Further consultation relating to additional skate friendly areas should be undertaken
- The application for planning permission to construct the main skatepark at Les Quennevais Sports Centre should be prepared and submitted
- The planning application for the main skatepark should be supported by a crime impact assessment, noise impact assessment and transport and traffic assessment and any impact mitigation should be incorporated into the design
- Further consultation relating to the design for the main skatepark should be undertaken
- No other existing sports or sports facilities should be disproportionately affected by the construction of the main skatepark
- Consideration should be given in the design of the main skatepark to other amenities, ancillary facilities and sheltered areas